

# NORTHWEST WOODTURNERS



Founded 1995 Pacific Northwest Oregon Chapter of The American Association of Woodturners

**AAW** AMERICAN ASSOCIATION  
OF WOODTURNERS

## MARCH 2023



### OREGON WOODTURNING SYMPOSIUM

AN EVENING WITH RICHARD RAFFAN  
OREGON SYMPOSIUM • UPCOMING TURNING CLASSES  
DIY ALLEN WRENCH HOLLOWING TOOL • SHOW-N-TELL  
OPEN SHOP • WOOD FOR SALE • WOOD CZAR WANTED

# NORTHWEST WOODTURNERS

## PRESIDENT'S MESSAGE • ROGER CROOKS



I'm sitting here today looking at 10 inches of snow and temps in the teens (winter's last blast, I hope). My workshop is in the 30s, and I'm thinking that turning can wait a few days.

### **February General Meeting - John Beechwood and Peppermills**

Two videos are available:

- Zoom recording of the meeting including Show & Tell - [HERE](#)
- Dedicated Peppermill demo recorded in John's shop and edited - [HERE](#)

### **March's General Meeting - Richard Raffan - NOTE CHANGE IN DATE - March 9, 2023**

This is a unique opportunity for an up-close and personal discussion with one of the godfathers of woodturning. This will be a shared Zoom meeting with the three local turning clubs. Richard will share his thoughts, ideas, and reflections with NWWT, Cascade, and SW Woodturners. Details were sent out and available on the [website](#).

### **April General Meeting - Brad Williams - Stabilizing wood & Turning Epoxy**

Brad Williams is the owner and president of Hamilton Lee Supplies. His demo will discuss stabilizing punky wood with epoxy, and then Brad will be turning something with epoxy in it, explaining the challenges of turning epoxy.

### **May's General Meeting - Mike Meredith - Finishing**

Mike is NWWT's past President and current Treasurer and is also the founder of Doctor's Workshop selling a wide range of finishing products. Mike is a well-respected expert on finishing, but the topic is so broad that an all-day class would barely cover the whole topic. To make for an effective demo, we asked members to send in questions ahead of time so Mike can tailor his presentation to your needs. We've moved Mike to May so more time to send in your questions for Mike - [HERE](#)

### **Open Shop March 11, 2023**

February's Open Shop was a great opportunity to buy some freshly cut walnut wood. More will be available this month.

### **Wood Czar - Wood Sales**

We are seeing good interest in wood sales. *We really need a Wood Czar to coordinate opportunities.* One of our members has a space we are using for storage. The ideal workflow would be for the cutting party to cut logs into blanks, seal them onsite, transport them to storage, price them, and then advertise what we have to the membership.

## CLUB INFO

### **NORTHWEST WOODTURNERS** [www.northwestwoodturners.com](http://www.northwestwoodturners.com)

*Meetings are held at 7PM on the 1st Thursday of each month at:*

The Multnomah Arts Center  
7688 SW Capitol Hwy  
Portland, OR 97219  
[\[map\]](#)

**President**  
[Roger Crooks](#)

**Vice President**  
[John Beechwood](#)

**Secretary**  
[Kevin Jesequel](#)

**Treasurer**  
[Mike Meredith](#)

**Board Members**  
Steve Newberry Lynne Hemmert  
Barb Hall Richard Hall  
Jim Schoeffel

### **STAFF VOLUNTEERS**

**Education Coordinator**  
Dave Wood

**Safety**  
Kevin Jesequel

**Demonstrators**  
Kevin White

**Store Sales**  
John Sutter

**Library**  
Lynne Hemmert

**Raffle**  
Kim Talley

**AV Backup**  
Dave Burgess

**Photography**  
Jim Schoeffel

**Web**  
Roger Crooks

**Newsletter**  
Bill Karow

## PRESIDENT'S MESSAGE • (CONT.)

### Bowls for the Community

Please bring your donations to our Monthly meeting, Open Shop, or any day that classes are being held.

### Turning Classes

The Q1 Basic Classes went very well with women students outnumbering male students (Look out guys 😊.) The first Intermediate Spindle Class, making a lidded box, was very successful with everyone coming away with a finished box in spite of freezing temps. Everyone was dressed in as many layers as possible. The Q2 classes are posted so if you missed out this quarter, sign up for next quarter. See the [Calendar](#) for class dates.

### NWWT Store

Remember you have two opportunities to purchase – at Open Shop and at the General Meetings.

### Oregon Woodturning Symposium – 2023 – March 17-19.

The 2023 Oregon Woodturning Symposium is open for registration - <https://www.oregonwoodturningsymposium.com/Register/Registration-Store> . We have over 30 members signed up already. We still can use some volunteers for our room (room 2). To volunteer, click [HERE](#).

—Roger



## VP'S "TURN ON THINGS" • JOHN BEECHWOOD



As woodturners we are always being reminded to sharpen, sharpen, sharpen, and then sharpen again it seems. I don't think anyone can argue against the importance of sharpening your gouges.

Last week I saw a post from someone that was asking for advice about how to prevent burning the wood on their band saw. People were quick to offer their "two cents", some even offered eight cents. Finally, after everything was checked and debated several times "somebody" asked if their blade was sharp. A few days later the originator posted an update that they had replaced the blade and like magic, the problem vanished.

I will admit that I, too, sometimes ignore the fact that the blade on my miter saw or table really needs to be sharpened and will dig through a drawer to find a sharp bit. Recently I found that my 1 3/4" Forstner bit required more effort to drill a pepper grinder. I decided to look around my shop and dropped a bunch of items off to get a new edge.

The moral here is "Stay sharp everyone."

—John Beechwood



## WOOD CZAR WANTED



One of the biggest obstacles for new turners is wood availability. In the last 18 months, we had over 100 new members – most we believe are beginners. To address that need, NWWT would like to offer a new membership feature – wood sales.

Our supply of boxes of wood is about depleted. We have some donations from estates that have been priced and are available for sale at Open Shop or classes. We also need a large supply of blanks for all the classes, and this would give us a good supply up front rather than scramble to get blanks before the class.

As we find out about opportunities of a cut tree or one that is about to be cut, we are looking for a Wood Czar (maybe two – eastside and westside) that can help coordinate this activity. The Wood Czars would be the focal point for following up and deciding if we need a cutting party to harvest the wood and turn into turning blanks or decide it is not a good opportunity.

***The job is to coordinate, not necessarily do the work.***

We're thinking that when we cut the logs, we would cut them into blanks onsite and seal them. We would then transport them to a new storage site at one of our members. There are still a lot of details that need to be worked out, but by the time you read this, we will have tried it out with some maple logs. Last month, Tom Willing and I cut about 25 myrtle wood blanks that sold out at Open Shop.

IF INTERESTED PLEASE CONTACT ME - [nwwt.rogercrooks@comcast.net](mailto:nwwt.rogercrooks@comcast.net)

—Roger

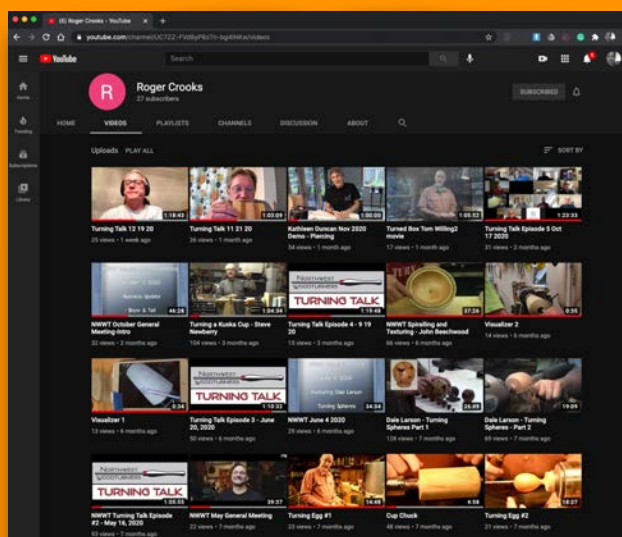


## RECORDED MEETINGS & DEMOS

Our monthly meetings and Turning Talks are available for viewing. Remember, to view past meetings, go to the [NWWT Calendar](#).


Recorded meetings are highlighted in **orange**. Click on the meeting to get the link.

Sunday	Monday	Tuesday	Wednesday	Thursday	Friday	Saturday
27	28	29	30	Oct 1	2	3
				6:30 PM October Meeting: Steve Newberry - Kuska Cup		
4	5	6	7	8	9	10
11	12	13	14	15	16	17
						9:00 AM NWWT - Turning Talk





NWWT OPEN SHOP • SATURDAY, MARCH 11



SATURDAY, MARCH 11, 2023

9AM - 1PM

DAVE WOOD'S SHOP

24250 SW 65TH AVE, TUALATIN OR 97062

**LEARN TO TURN & LEARN TO SHARPEN!**

Open Shop will take place on **Saturday, March 11 from 9AM to 1PM**. Dave Wood will again open his shop to NWWT members to spend some time turning together. This is a chance for those of you new to woodturning to have questions answered, learn new techniques or address problems you might have encountered.

Open Shop is directed toward the new turner but **all are welcome!** Bring a project you want help finishing. Bring questions about methods. There will be six lathes available to use. Bring your own tools and wood, or you can also buy wood there.

- Admission is free.
- Bring your own tools and face shield.
- If you have any COVID related symptoms, please stay home.
- Coffee and donuts will be provided.
- Portable toilet will be on on-site.
- If you have any questions, please feel free to contact Dave Wood or any other NWWT Board Member.

**Location:** 24250 SW 65th Ave  
Tualatin, OR 97062 [[map](#)]

**Contact:** Dave Wood  
NWWT Education Coordinator  
503-880-1349

## OPEN SHOP AND "CLUB STORE" WOOD INVENTORY

Open Shop this month was all about wood - walnut and maple. Dave Stallard had two healthy maple trees in the wrong place at the right time (for us) that had to be removed. Lisa Reslock, Parley Savage, and Dave Wood joined us at Dave Stallard's house in Sherwood to help process and transport to the shop in Tualatin.

Speaking of "back at the farm", in addition to the maple, we had the walnut logs from earlier in the month to cut into blanks for our club inventory, and Aaron Bloom came with chainsaw in hand to get that done.



At the end of all this effort, we ended up with quite a collection of medium-to-large bowl blanks for sale with a good mix of quilted and figured walnut; a few large maple and walnut crotch pieces; at least a dozen nice maple blanks for live-edge bowls in the 6" to 8" diameter range. And, we also cut some nice spindle pieces to add to our NWWT store inventory.

Most of this new wood is on the green side, so either buy some now to get it in your drying cycle, or test your skill with once-turned bowls.

We did just that with some of the maple in the Bowls 201 "Live-Edge" project class on the 26th. Each student turned a green maple blank to a beautiful live-edge bowl of 1/4" to 3/8" wall thickness. More on that in another story.

We have a good supply of bowl blanks on hand. Come early and get the best pieces!

- Bowl blank sizes range from 6" diameter to 13" diameter in varying thicknesses from 3" to 6". We have alder, maple, walnut and a few other species. Bowl wood ranges from fresh cut to very dry and everything in between.

- Spindle blanks range from 2"x2" to 4"x4" in various lengths. A lot of our spindle inventory is dried, some is semi-dry, and some is fresh cut.

—Dave Wood



***Our prices cannot be beat.  
Call Dave Wood (503-880-1349)  
or John Sutter (503-522-5253)  
for more information and availability.***





RICHARD RAFFAN • MARCH 9

# An Evening with Richard Raffin

by Doug Pizac

Thursday, March 9, will be a special night with Richard Raffin straight from Australia via Zoom. The famed turner will talk about his life, his work, and how turn-

ing has evolved over the decades while in front of a lathe.

Instead of being for just one club, it will be a three-club event between Southwest Washington Woodturners Association, Cascade Woodturners Association and Northwest Woodturners Association.

At the end of February each club will send out a Zoom registration link to their members. Everyone must register prior to the event whereupon Zoom will send you an individual link to click on to join the group club meeting that night.

As part of the registration you will be asked which club you're with and a topic/question you would like addressed by Mr. Raffin. Please, one per person.





## 2023 OREGON SYMPOSIUM • SAVE THE DATES!



## OREGON WOODTURNING SYMPOSIUM



**When** – March 17-19, 2023

**Where** – Linn County Expo Center in Albany, Oregon (about 90 minutes south of Portland).

**Cost** – \$325

#### Show Registration

Registration is [HERE](#).

The website has been greatly updated [HERE](#).

The list of demonstrators is listed [HERE](#).

The [list of vendors](#) continues to grow.

#### NWWT – Room 2 – Demonstrators Nick Agar and Nick Cook

We will be in the "Nick Room" which will be a great combination of demonstrators. Nick Agar is well known for adding enhancements to items with various techniques, and Nick Cook is well known for making usable products from pepper mills to lamps. See the agenda [HERE](#) for all the rooms.

#### Symposium Important Information

- **Hotels** – OWS has an agreement with Comfort Suites (on-site) and Best Western (about a mile away) for discounted rates. The Holiday Inn Express does not offer a discount but is on-site. Call early for discounted rooms.
- **Instant Gallery** – You are allowed to show up to 3 pieces in the Instant Gallery. This is not a juried event or any critics – just a chance to show your work to other turners. Beginners and Intermediate turners are highly encouraged to show items. It would be great to have a lot of NWWT items on display.
- **Beads of Courage** – There will be a table for any Beads of Courage boxes – see [HERE](#) (info halfway down the page).
- **Club Table** – There will be a table set up for clubs to offer information, brochures, etc.

#### What Is Needed for the NWWT Room

- **Setup** - setup is on Thursday so we need to transport all the equipment to Albany and get it set up.
- **Demo Support** – for each of the 10 sessions, we provide the A/V support and supply a "helper" who makes sure the room is set up properly and the demonstrators have what they need.
- **Tear-Down** – The show ends Sunday at noon at which time we pack up and move the equipment back home.

To volunteer working in the NWWT room, after registering for the show, go to [HERE](#) and sign up for times that you are able to help.

## 2023 OREGON SYMPOSIUM • (CONT.)



## OREGON WOODTURNING SYMPOSIUM

**Symposium Support Volunteers**

There is also a need for general Symposium volunteers. If interested, please let me know, and I will send your name into the organizer. If no specific interest, I will let them know "as needed". Just tell me how many sessions you are available for and when.

- **Sell Raffle Tickets** (4-hour sessions) – Walk around the show and encourage people to buy raffle tickets.
- **Instant Gallery** (2.5-hour sessions) – The gallery will be in a closed-off area. Monitors are needed to make sure no items walk away. This is a standing and walking job.
- **Registration Booth** (3-4 hour sessions) – Busiest on Thursday and Friday – mostly a sit-down job.
- **Transportation** – get demonstrators from and back from PDX. We won't know the needs until much later. Dale Larson is gathering a list of potential drivers. If interested, we will put your name on the list.
- **Auction** – (Saturday after dinner) – be a spotter for the auction (about an hour or so).

To volunteer for the Symposium Support – contact [Roger Crooks](#)

**Why Attend**

This is a great opportunity to learn from the best.

There is something for all, from beginners to advanced turners. Beginners will learn how to make the best cuts and advanced turners will see different ways to enhance your work to make it stand out.

You will also see the latest in woodturning equipment, tools, and jigs. Attending the symposium is your chance to be up close and personal with the demonstrators who are very open and easy to talk with. Plus, you will get to see old friends and meet many of the best turners in the area.

**Demonstrators** – A few of the slated demonstrators have been here before and have commented about the quality of the event and the friendliness of the local clubs and their members.

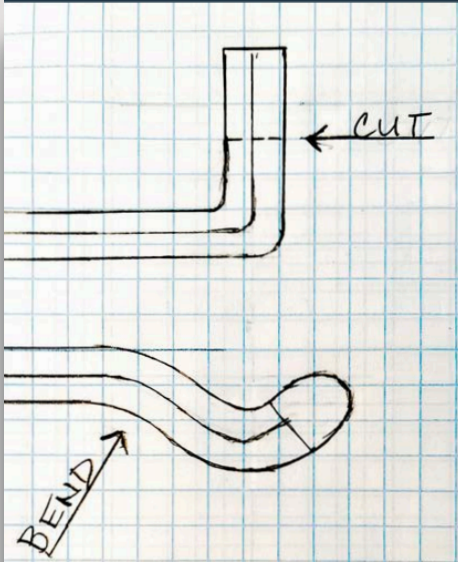
Signed up to date are **Stuart Batty, Cynthia Gibson, Eric Lofstrom, Keith Gotschall, Trent Bosch, Mike Mahoney, Nick Cook, Nick Agar, Rebecca DeGroot, and Sally Ault**. These are all well-known professionals that are the best at what they do.

**Vendors** – The vendor list is still growing and currently includes **D-Way Tools, Big Monk Lumber, Niles Bottle Stoppers, WoodturnerPRO Software, Woodturners Wonders, Trent Bosch, and Woodcraft (Eugene)**.

—Roger



## ALLEN WRENCH HOLLOWING TOOL • DON JENSEN

**Make your own Hollowing Tool from an Allen wrench.**

Traditional live centers If you are so inclined, as I am, making your own tools is inexpensive (if you don't account for your time) and can often be timely, like I want it now. But most important is the joy I get from fabricating and using a DIY tool and expressing my Adam Savage(ness).from MythBusters fame. Now that I'm a woodturning junkie, a woodturning tool fits all the above criteria.

Decide on the size of Allen wrench you want to use. The one I used for this article is 3/8" and the smaller one in the picture is 3/16". I prefer the mass of the larger wrench and I can grind the cutting end as small as I like. Leave the long side of the "L" full length for inserting into a handle. Choose the length of the business end. I've done very little hollowing and have no factory-made tools, so I just made it look right. If it's too long, you can shorten it later and if it's

too short you can start over, using another "blank". Note that the Allen wrenches I've used do not yield to a hack saw, so I cut them with an angle grinder. If need be, you could grind them to the desired length with your bench grinder or belt sander.

After cutting the short leg to the desired length it is probably the easiest time to shape the tip of the tool to the desired bevel(s) and profile. I used a top bevel of 20° and the bevel on the nose is 70°. I don't know how important the bevel angles are but there must be something to 20/70 as D-Way Tools uses them on their scrapers. I grind the nose to a half-round. I end up going back and forth between grinding the bevels and the profile to get it "right". It can be changed later if you don't like it or want to experiment with different shapes.

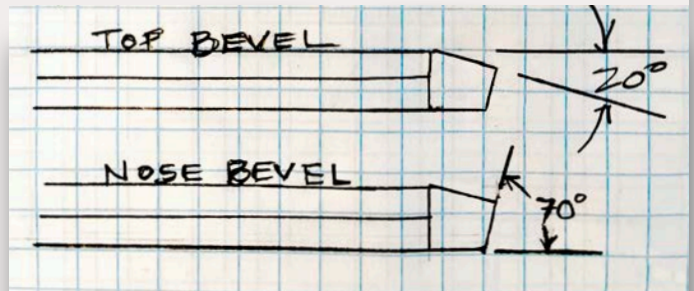
Now for bending. I use Mapp gas because that's what I have in my shop, but regular propane will work too, it just takes longer to get it hot enough to bend. I also clamp my blank in the vise prior to heating so I don't have to do it when the metal is hot. The downside of this method is that I have to heat up the vise too, adding to how long it takes to get it hot enough to bend. The metal does not have to be red hot to bend and a piece of 1/2" water pipe as a cheater makes it easier and keeps my hands safely away from the heat. Aligning the tip of the tool with the long shank of the Allen wrench reduces the torque that wants to rotate the tool while in use. As you can see in the photo, the tips of each of the tools shown are close to the center line of their shanks.

Handle it. Turn a handle with the correct hole in it for the shank and epoxy it in place.

The tool I fabricated for this article fits nicely in a 1/2" D-Way Tool handle. The extra weight seems to make it more comfortable to use.

Enjoy!

—Don





## TURN IT OR BURN IT?

NWWT member Steve Collett suggested an idea for a new monthly newsletter column for called, **"Turn It or Burn It?"**

Essentially, NWWT members would take a "Before" and "After" photo of a less-than-ideal piece of wood that had been languishing in their woodpile or in a dark, forgotten corner of their shop and now has been transformed into a turned piece. Then [submit your "Before" and "After" photos to me](#) by the last Thursday of the month, and I will include them in the next month's newsletter.

For March, club member Steve Mallinson sent his submission: A chunk of Oregon black walnut that he turned into a small bud vase. Great job, Steve!

—bk

***Before***



***After***



## CASCADE WOODTURNERS APRIL DEMO • DAN TILDEN

Dan Tilden will be doing an evening demonstration for Cascade Woodturners on April 20th and a hands-on class in Dale Larson's shop on Friday, April 21, starting at 8:30am. The charge for the all day hands-on class will be \$95. The class will be limited to eight students. If you would like to take this hands on class, contact Dale Larson at [woodbowl@frontier.com](mailto:woodbowl@frontier.com) or call 503-661-7793.

**Exploring the Natural Edge Design Demo:**

"For the evening demo, I will be demonstrating one of my many Natural Edge Hollow Forms I've experimented with designing that are unique to me. I haven't decided exactly what piece I'd like to demo for you, I might try a piece I've never demonstrated before. So we'll keep it a surprise for now and just know it'll have some bark somewhere on a hollow form. I'll start with what inspired me to create the piece I'll make, probably with a slideshow. Then I'd like to demonstrate the piece with you all explaining each step, answering questions, and showing you my techniques that work for me."

**Workshop Class on Friday April 21st:**

"I will be teaching a day long workshop class the following day (April 21st) for those of you who would like to participate. The workshop topic will be the same – Exploring The Natural Edge Design. Last summer I taught at Arrowmont School of Arts for a week using this topic, and the students had a blast with it. I have many different ways of incorporating the Natural Edge in a Vessel or Bowl. So each time a student completes a piece, I set them up for the next challenge. Try this! This sounds like a lot for one day but I think you'll enjoy it. We'll go over various hollowing tools, how to sharpen them, effective hollowing techniques and steps. My strong point is teaching people how to improve their hollow turning. By the end of the day you should improve your hollowing skills, have a more natural edge approach to your turning designs, and hopefully walk away with a nice piece. Very much looking forward to this. Thanks!"

—Dan Tilden  
[dan@tildenwoodturning.com](mailto:dan@tildenwoodturning.com)





## NWWT STORE • JOHN SUTTER

Due to popular demand, we now carry a stock of most of our store items at Dave Wood's place and can be purchased during Open Shop. It will have the most popular consumables such as CA glue, walnut oil, AnchorSeal, and sanding supplies. (The full store will still be available at all of our monthly meetings.)





## BACK TO BASICS CLASS REVIEWS • DAVE WOOD

February kicked off with full classes for our Basics of Spindle Turning and Basics of Bowl Turning on Saturday the 4th and Sunday the 5th. Both classes were comprised mostly of new members of NWWT, and mostly all new to this sport we call woodturning. We sure are glad to have you with us. Welcome!



Steve Newberry led the Spindles Class with the assistance of Skip Burke and coaches Jim Schoeffel, John Beechwood, Roger Crooks, and Dave Wood.

David Williams captained the Bowls Class, assisted by Kevin Jesequel and coaches Roger Crooks, Mike Meredith, Tom Willing, and Dave Wood.



Rhona Dallison, David Fisk, Kelly Dezura, Anthony Vengarick, Chantel Cook, Rick Kellner, and Ron Dixon all turned a "mallet" while learning the basics of turning spindles with spindle roughing gouges, parting tools, and spindle gouges. A mallet isn't terribly difficult, but it's not that easy either.

Our turners performed admirably, cutting the shapes with spindle gouges as they applied the basic "bead and cove" actions. A bit of sanding and some friction-heated walnut oil provided the final touch and amber coloring.



## BACK TO BASICS CLASS REVIEWS • (CONT.)

Ron Dixon, Rick Kellner, Diane Moser, Roger Klick, Kelly Dezura, Jessica Andersen, and Rhona Dallison came Sunday to make a bowl, in most cases, their first bowl.



And a great job they all did, including rough-cutting and finish-cutting the matching exterior and interior surfaces with bowl gouges and scrapers.

They learned the basics of why and when to use the 50° bevel gouge and when to use the bottom gouge at 65°. For finishing, they sanded through the grits and applied walnut oil with a little friction heat to burnish in just the right amount of luster.



All of these students were quick learners and I'm sure we'll see a new wave of turnings in the "Show and Tell" column soon. It was a great weekend for woodturning. The proof is in the shavings, and we had a small mountain of them.

—Dave

## IN MEMORIAM



Jon Schilling, early and long time Cascade Woodturners member died in Atlanta Georgia this past week. Jon lived for many years in Ridgefield. He was a great supporter of the woodturning community and AAW. He provided a lot of wood to local woodturners. He moved to Atlanta a few years ago to be closer to family.



Gary Sundquist's memorial service will be held on Saturday, March 4, at 2pm, at Yankton Community Fellowship, 33579 Pittsburg Road, St. Helens, OR.

—Dale Larson



FEBRUARY DEMO • JOHN BEECHWOOD • PEPPERMILLS

John Beechwood



John Beechwood




## SHOW-N-TELL


I would like to encourage all members — advanced, intermediate and especially new-comers — to share their woodturnings with the rest of the club. When I first joined NWWT, I remember thinking that my pieces weren't good enough to show to the whole club. But when I finally did bring one to a meeting, it was well received, and I got a lot of positive comments and helpful, constructive criticism. I've been showing and telling ever since. It's a great way to share tips and techniques, to teach and to learn.

—bk

*John Sutter*



*John Sutter's custom tooling: faceplate (with vacuum), tool rest and chisel*





SHOW-N-TELL • (CONT.)



SHOW-N-TELL • (CONT.)

Kevin Jesequel



Kevin Jesequel




Kevin Jesequel





## SHOW-N-TELL • (CONT.)



## SHOW-N-TELL • (CONT.)

*Dave Williams*



*Dave Williams*





## SHOW-N-TELL • (CONT.)


Bill Karow



Bill Karow



Mike Meredith



Bill Karow



## LIBRARY NEWS • LYNNE HEMMERT

**SPECIAL ALERT  
from the LIBRARY CART!**

NWWT BOOKS, DVDs, and CDs that are collecting dust or wood chips around the house, shop or car, could be returned to the club at the next meeting in January. Just think how much additional space you could have.


NWWT is missing A LOT of our DVDs. Please look around and bring them to the next meeting.

Thanks,

—Lynne



## NEED INSPIRATION? • ROGER CROOKS

**Show-n-Tell & Monthly Challenge**

Need some new ideas of what to turn on that special piece of wood or looking for ideas on how to embellish you piece? You can turn to Pinterest for ideas OR you can look at what your fellow members are doing.

Maybe you saw something at Show & Tell but don't remember the details. Check out our website's [Gallery](#). All the photos that are submitted for each meeting and the pictures taken by Jim at real meetings are/will be posted on this page.

If you need to contact the maker, check with Bill, and he may be able to give you the member's name.

—Roger



## 2023 MEETINGS &amp; DEMONSTRATORS



DATE	PROGRAM	MONTHLY CHALLENGES
2023		
Thursday, January 5	Annual Tool Swap	TBD
Thursday, February 2	John Beechwood - Peppermills	TBD
<b>Thursday, March 9</b>	<b>An Evening with Richard Raffan</b>	<b>TBD</b>
Thursday, April 6	Mike Meredith - Finishing	TBD
Thursday, May 4	TBD	TBD
Thursday, June 1	TBD	TBD
Thursday, July 6	TBD	TBD
Saturday, August 5	BBQ Picnic & Auction	Enjoy the Auction!
Thursday, September 7	TBD	TBD
Thursday, October 5	TBD	TBD
Thursday, November 2	TBD	TBD
Thursday, December 7	No Meeting This Month	Happy Holidays!

## OTHER WOODTURNING CLUBS • MEETINGS &amp; PROGRAMS

*Please check individual club websites for current information regarding their monthly online meetings.*



**WOODTURNERS OF OLYMPIA**  
[woodturnersofolympia.org](http://woodturnersofolympia.org)

**2nd TUESDAY of every month @ 6:30pm**  
 First Baptist Church of Olympia  
 904 Washington St SE, Olympia, WA 98507 [\[map\]](#)



**CASCADE WOODTURNERS**  
[cascadewoodturners.com](http://cascadewoodturners.com)

**3rd THURSDAY of every month @ 6:00pm**  
 Wild Lilac Child Development Center  
 3829 SE 74th Ave, Portland, OR 97230 [\[map\]](#)



**PACIFIC NORTHWEST WOODTURNING GUILD**  
[woodturningguild.com](http://woodturningguild.com)

**2nd WEDNESDAY of every month @ 7:00pm**  
 MWA Architects  
 70 NW Couch St, Portland, OR [\[map\]](#)




**SW WASHINGTON WOODTURNERS**  
[southwestwashingtonwoodturners.com](http://southwestwashingtonwoodturners.com)

**2nd Thursday of every month @ 7:00pm**  
 Friends of the Carpenter's Center  
 1600 W 20th St, Vancouver, WA 98660 [\[map\]](#)



**WILLAMETTE VALLEY WOODTURNERS**  
[willamettevalleywoodturners.com](http://willamettevalleywoodturners.com)

**2nd THURSDAY of every month @ 6:30pm**  
 Center 50+ Senior Center  
 2615 Portland Rd, NE Salem, OR 97303 [\[map\]](#)



**BEAVER STATE WOODTURNERS**  
[beaverstatewoodturners.com](http://beaverstatewoodturners.com)

**4th THURSDAY of every month @ 6:00pm**  
 Coburg Community Charter School  
 91274 N Coburg Rd, Coburg, OR 97408 [\[map\]](#)



## VENDOR SPONSORS ARE KEY TO OUR SUCCESS!

A key component of our financial stability as a club is our vendor sponsors. Our vendors provide periodic gift certificates for the raffle and our annual auction. In addition we receive product donations from some of them. If that were not enough, some also give individual discounts to club members. All this contributes to our financial health. We encourage all of you to patronize our vendor sponsors. It is good for you, good for them, and good for the club.

—————  *Click on each logo to go to their website*  —————




**Gift Certificates + Merchandise Donations**



**Gift Certificates**



**10% Off Regular Price**



**Gift Certificates + Merchandise Donations + 10% Off**



**10% Off Regular Price**



**10% Off Regular Price**



**Gift Certificates + 10% Off**



**10% Off Regular Prices**



**10% Off Regular Prices**



**10% Off All Orders**

***NWWT membership has benefits!***

Show your NWWT Membership Card to receive a discount off your purchase at Gilmer Wood, Rockler, Woodcraft, Woodcrafters, Crosscut Hardwoods and Milwaukie Hardwoods.

Past newsletters can be accessed from the NWWT website [here](#).

If you don't have internet access, provide me with your mailing address, and I will print out a copy, lick a stamp and mail a copy of the newsletter to you via US Postal Service.

If you do not receive a courtesy email from me by the beginning of the month indicating that a new newsletter is available online, please send me your current email address.

**Submissions to the newsletter are due by the last Thursday of the month.**

Articles, tips, web links, classified ads and other woodturning-related items are welcome! Send them to [me](#).

For other business inquiries, contact Northwest Woodturners at: Northwest Woodturners  
PO Box 1157  
Lake Oswego, OR 97035