

# NORTHWEST WOODTURNERS



Founded 1995 Pacific Northwest Oregon Chapter of The American Association of Woodturners

**AAW** AMERICAN ASSOCIATION  
OF WOODTURNERS

## NOVEMBER 2022



# NORTHWEST WOODTURNERS

## PRESIDENT'S MESSAGE • ROGER CROOKS



I hope lots of lathes are busy making holiday presents for family and friends. November will be our last General meeting this year with our annual tool sale in January. Use this time to clean out your shop and bring your excess tools to the sale.

### New Members

We had seven new members in the last 30 days which I find pretty amazing. Welcome one and all and hope you make it to this month's meeting. Remember our dues go up \$5 in January so if you renew early, that can go towards a new tool. Also, we have quite a few

lapsed members so if that is you, renew [HERE](#).

### 2023 Elections

November we elect our 2023 board – see the list below. Many thanks to the volunteers who make NWWT the successful club that it is.

### November General Meeting – Thursday, November 3, 2022 – [D-Way Tools](#)

**Jimmie Allen** will be here to demonstrate making boxes and demonstrates his suite of negative rake scrapers. He will have a selection of tools for sale but not the whole line. If interested in a specific tool, [email](#) him to make sure he brings it. A limited number of "blemished" tools will be available at a discount. Cash or Checks only.

### Bowls for the Community

Don't forget to continue your support of our Community Project Bowl program. NWWT has donated over 50 bowls to date, but all have come from just a few members. Make a 2023 resolution for at least one bowl per quarter.

### Turning Classes

Again, our classes have been full and all have gone really well. We have made a change in the approach for classes, focusing on a project to learn different turning techniques. The projects were a Viking Bowl and a box for the intermediate classes. Our next round of classes will focus on different projects so you can continue to improve your turning by making different projects. We will be publishing next year's schedule soon.

### New Tool Sets

At our last board meeting, we agreed to buy a set of basic tools for each class lathe. See the article below for the thought process and details of what we bought.

## CLUB INFO

### NORTHWEST WOODTURNERS

[www.northwestwoodturners.com](http://www.northwestwoodturners.com)

*Meetings are held at 7PM on  
the 1st Thursday of each month at:*

The Multnomah Arts Center  
7688 SW Capitol Hwy  
Portland, OR 97219  
[\[map\]](#)

### President

[Roger Crooks](#)

### Vice President

[Kevin White](#)

### Secretary

[Kevin Jesequel](#)

### Treasurer

[Mike Meredith](#)

### Board Members

Steve Newberry Lynne Hemmert  
Barb Hall Richard Hall  
Jim Schoeffel

### STAFF VOLUNTEERS

#### Newsletter Editor

Bill Karow

#### Store Sales

John Sutter

#### Education Coordinator

Dave Wood

#### Library

Lynne Hemmert Alex McDowell

#### Raffle

Kim Talley

#### AV Backup

Dave Burgess

#### Photography

Jim Schoeffel

#### Web

Roger Crooks

#### AAW Representative

John Beechwood

## PRESIDENT'S MESSAGE • (CONT.)

### Open Shop – Saturday, November 12

The next Open Shop is November 12th. For the students of the last round of classes, this is a great opportunity to refine and practice what you learned under the eyes of the helpers. Register [HERE](#).

*Open Shop is free, but there are costs for the portable restroom rental and coffee and doughnuts. A small donation would help defray expenses.*

### NWWT Store – NEW - Two Places to Buy

Due to popular demand, we will have a mini version of the NWWT store at Open Shop. It will have the most popular consumables such as CA glue, walnut oil, anchor seal, and sanding supplies. The full store will still be at the General Meeting. Note, inflation has caught up with us causing CA glue to go up \$1.

### Oregon Woodturning Symposium – 2023 – March 17-19.

The Oregon Symposium will again be down in Albany at the Linn County Expo Center. The past symposiums have been extremely well received and sold out early. An excellent roster of turners has signed up including Stuart Batty, Cynthia Gibson, Eric Lofstrom, Keith Gotschall, Trent Bosch, Mike Mahoney, Stuart Mortimer, Nick Cook, Nick Agar, Rebecca DeGroot, and Sally Ault. NWWT will be sponsoring a demo room and we will be looking for lots of volunteers to help put on this exciting symposium. See the article below for more info.

### Estate Sales

We've had a number of estate sale opportunities recently, many sponsored by Dale Larson. Dale sends his and the families' thanks to all who participated as they all went well. Estate sales are tremendous opportunities to pick up tools and especially wood for pennies on the dollar. Check them out as they become available.

—Roger

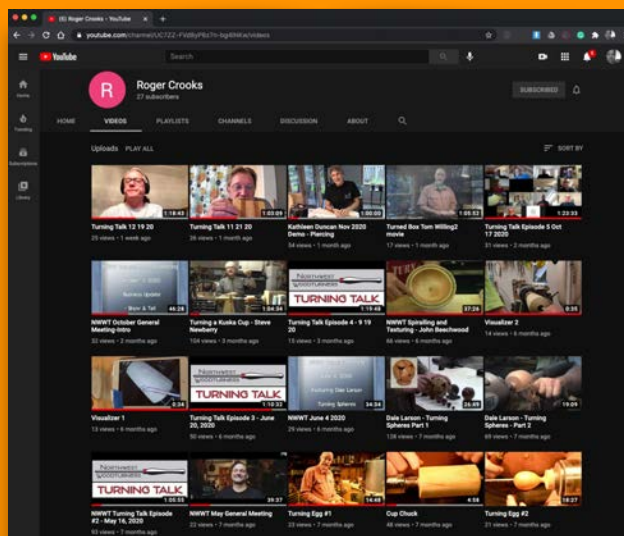


## RECORDED MEETINGS & DEMOS

Our monthly meetings and Turning Talks are available for viewing. Remember, to view past meetings, go to the [NWWT Calendar](#).

Recorded meetings are highlighted in **orange**. Click on the meeting to get the link.

Sunday	Monday	Tuesday	Wednesday	Thursday	Friday	Saturday
27	28	29	30	Oct 1	2	3
				6:30 PM October Meeting: Steve Newberry - Kuska Cup		
4	5	6	7	8	9	10
11	12	13	14	15	16	17
						9:00 AM NWWT - Turning Talk



## NOVEMBER DEMONSTRATION • JIMMIE ALLEN



**November 3, 2022 Meeting**

**7:00pm - 9:00pm**

**Hybrid Meeting - live at the MAC and on Zoom**

**[Zoom Link](#)**

---

**Jimmie Allen - D-Way Tools**



Jimmie Allen a.k.a. "The Boxmaster" will be our in-person demonstrator at our November meeting.

Jimmie will be showing us his way of doing boxes using negative rake scrapers. He will have a selection of tools for sale but not the whole line. You can view his whole lineup of tools at [d-waytools.com/](http://d-waytools.com/).

If interested in a specific tool, [email](#) him to make sure he brings it. A limited number of "blemished" tools will be available at a discount. **Cash or checks only.**



## NEW BOARD POSITIONS



The NWWT board voted to add two new voting board positions – **Safety Officer** and **Education Coordinator**.

Kevin Jesequel is currently Safety Officer for Cascade Woodturners, and he has offered to share his work with NWWT with Cascade's approval.

Dave Wood manages our Education Programs today, and since education is a critical objective in our bylaws, we felt it was important to elevate this critical position to board status.

Congratulations and many thanks to Kevin and Dave!

—Roger Crooks

## 2023 ELECTIONS

Below is the slate for 2023. Changes from 2022 are John Beechwood as VP, and Kevin White moving to helping John with demonstrators. Kevin was pressed for time last year but liked the job, so he and John will work together for lining up demonstrators which he has already started for 2023. Thanks Kevin for the past efforts and future efforts.

Our Bylaws state four mandatory board members. Over the years, we have added additional voting board members who have voting privileges. In addition, we have our volunteer crew who are critical to the operation of the club.

—Roger Crooks

2023 Officers, Board Members and Staff Volunteers	
<b>President:</b> Roger Crooks	<a href="mailto:nwwt.rogercrooks@comcast.net">nwwt.rogercrooks@comcast.net</a>
<b>Vice President:</b> John Beechwood	<a href="mailto:jbeechwood3@gmail.com">jbeechwood3@gmail.com</a>
<b>Treasurer:</b> Mike Meredith	<a href="mailto:mjmeredith23@gmail.com">mjmeredith23@gmail.com</a>
<b>Secretary:</b> Kevin Jesequel	<a href="mailto:kevinjesequel@msn.com">kevinjesequel@msn.com</a>
Board Members	Staff Volunteers
<b>Past President:</b> Steve Newberry	<b>Newsletter:</b> Bill Karow
<b>Librarian:</b> Lynne Hemmert	<b>Photographer:</b> Jim Schoeffel
<b>Member at Large:</b> Jim Schoeffel	<b>Store Sales:</b> John Sutter
<b>Member at Large:</b> Barbara Hall	<b>Web:</b> Roger Crooks & Bill Karow
<b>Past President:</b> Richard Hall	<b>Raffle:</b> Kim Talley
<b>Education Coordinator:</b> Dave Wood	<b>AV Backup:</b> Dave Burgess
<b>Safety:</b> Kevin Jesequel	
<b>Demonstrators:</b> Kevin White	

## NEW NWWT STUDENT TOOL KITS

At our last board meeting, we approved buying a basic tool kit for each of our training lathes. The main purpose is to support beginners in our basic classes. Many do not have any tools, some with the wrong tools, and everyone's tools need sharpening. A key benefit is that all students will be using the same tools, making the classes more efficient, and we save time in the beginning by not having to work on students' tools. The tools are also available at Open Shop for people to try.

**Selection Criteria** - The decision to buy the kits was easy. What to buy was not so easy. Do we get handles or non-handled tools? Do we buy basic tools with HSS, M2, or M42 steel? Do we make all kits the same or have different vendor tools so members can try different ones? How many tools do we need? After a lengthy discussion, we decided on handled tools, all kits the same, and steel that is cost-effective and will minimize the need to sharpen often in a class. The kits include 5 tools and a great tool wrap from Lee Valley. Mike Meredith, our tool and steel expert picked the following. Craft Supplies supplied the tools with a 10% discount and Lee Valley for the tool wrap.

**Handles** - Simplifies management of the kits, best for high usage tools, faster than putting a tool in a handle and tightening, and many people prefer the feel of wood. The advantage of non-handled tools is easier sharpening and lower cost. We may add a handle in the future if we need a class-specific tool.

**Steel** - M2 or above. The goal is to pick a steel that will stay sharp for the longest time. M42 is a bit more expensive but many M2 tools add a process to enhance the steel. CryoTek tools enable M2 steel to stay sharp longer by cryogenically treating the steel for longer edge-holding ability. Time will tell if this is real or marketing hype but so far, we believe it is real.

**Vendors** - It's not about the vendor but the design of the tools they make. By selecting different vendors, the tools will often differ in some aspects which violates one of the main goals of the kits - the basic classes. We want to simplify the classes by removing one variable - the tools themselves.

**Tool Wrap** - We looked at buckets and other ways to keep kits together. The Lee Valley tool wrap was the best we found for long-handled turning tools. Most other tool wraps are way too short.



**CryoTek Cryo M2 HSS Bowl Gouge - 1/2" - \$88.10**

CryoTek Bowl Gouges feature a parabolic flute profile for smoother cuts, easier sharpening, and improved overall performance. The parabolic flute design is preferred by most of today's top woodturners.

[Details](#)



**CryoTek Cryo M2 Spindle Roughing Gouge - 1" - \$79.95**

CryoTek Spindle Roughing Gouges feature a traditional U-flute design for smooth cuts, easy sharpening, and excellent overall performance. Spindle Roughing Gouges are designed for use on spindle work only. Do NOT use it on bowls or platters.

[Details](#)



**Henry Taylor M42 Stay Sharp Spindle Gouge - 3/8" - \$45.95**

The M42 Stay Sharp 3/8" Spindle Gouge (3/8" dia.) features a double bevel grind for making fast, clean cuts without scoring the wood surface as you make the cut. Whether you're turning spindles, pens, lidded boxes, or making detail cuts on bowls, this tool is sure to please and it's a joy to use. Every M42 Stay Sharp tool is supplied with a beautiful hand-polished stained beach handle that's perfectly sized with just the right amount of heft.

[Details](#)



## NWWT TOOL KITS • (CONT.)

**CryoTek Cryo M2 HSS Diamond Parting Tool - \$53.90**

The diamond end profile allows for fast efficient cutting with minimal drag.

[Details](#)

**Henry Taylor M2 HSS Radius Edge Shear Scraper – 3/4" - \$86.50 – (on backorder)**

The Henry Taylor® M2 HSS Radius Edge Shear Scraper (6-1/2" blade) features a radius point that provides versatility as the shearing cut can be made either way, depending on grain direction.

[Details](#)

**Lee Valley Turning Tool Roll - \$25.99**

The heavy polyester fabric (double layered for durability) has pockets for nine tools up to 22" long. Elasticized handle pockets accommodate handles up to 1 5/8" in diameter. Internal flaps cover the blades to prevent damage and fold out of the way for access. Nylon quick-release buckles secure the roll for transport and additional buckles are included for wall mounting.

Measuring 23 1/4" square without the flaps, it folds to 10 1/2" x 23 1/4".

[Details](#)



— Roger Crooks, Mike Meredith, Dave Wood



NWWT OPEN SHOP • SATURDAY, NOVEMBER 12

NORTHWEST  
WOODTURNERS

OPEN SHOP

SATURDAY, NOVEMBER 12, 2022

9AM - 1PM

DAVE WOOD'S SHOP

24250 SW 65TH AVE, TUALATIN OR 97062

LEARN TO TURN & LEARN TO SHARPEN!



Open Shop will take place on **Saturday, November 12 from 9AM to 1PM**. Dave Wood will again open his shop to NWWT members to spend some time turning together. This is a chance for those of you new to woodturning to have questions answered, learn new techniques or address problems you might have encountered.

Open Shop is directed toward the new turner but **all are welcome!** Bring a project you want help finishing. Bring questions about methods. There will be six lathes available to use. Bring your own tools and wood, or you can also buy wood there.

- Admission is free.
- Bring your own tools and face shield.
- Proof of Vaccination and Masks are required at all times.
- If you have any COVID related symptoms, please stay home.
- Coffee and donuts will be provided.
- Portable toilet will be on-site.
- If you have any questions, please feel free to contact Dave Wood or any other NWWT Board Member.

**Location:** 24250 SW 65th Ave  
Tualatin, OR 97062 [[map](#)]

**Contact:** Dave Wood  
NWWT Education Coordinator  
503-880-1349

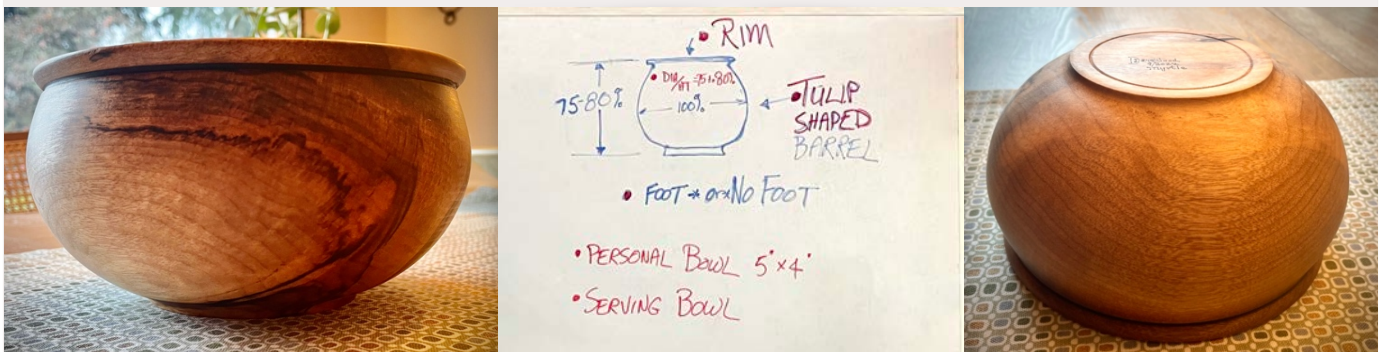


## WOODTURNING 201 • PROJECT COURSES KICK-OFF

Following through on last month's newsletter story, we launched our new 201 (intermediate) level "Project Courses" on October 15th and 16th. Saturday's class learned how to make a Viking Bowl.

I saw my first Viking Bowl in a museum in Bayeux, France where a Viking raider ship had been excavated. The shape is fascinating, and the history of Vikings in France is an even better story. For woodturners, the Viking Bowl is a bit more challenging than a typical open-top bowl because the opening is undercut and is smaller than the barrel of the bowl. The modified bead rim is also a common feature and requires finesse and styling for the best look and function.

From what we know from archaeological digs, the bowls were turned on *spring-pole* lathes, common in Europe during medieval times, around 1000 to 1200 A.D. Viking bowls were made in a variety of sizes and shapes, but the ones found in Dublin, Ireland in 2021 (still intact) were shaped as shown in the sketch. Individual eating bowls were typically 4" to 6" in diameter while serving bowls ran larger diameters. The bottoms of individual eating bowls often, but not always, had a foot for gripping in the palm of the hand.



John Beechwood expertly led our class, and Roger Crooks and Dave Wood assisted. Glenn Nord, Eugene Litvin, Ken Puttman, Tammi Connelly, and Lisa Reslock made up the student roster.



Morale was high, the fun factor at full speed, and a couple of our students were so enthused about their bowls that they raced to show them off! Yes, we also had a lot of fun that day.





## WOODTURNING 201 • (CONT.)

We finished the day with our usual class picture, but made it quick because we heard that there were hungry Viking raiders feverishly paddling up the Tualatin River from Portland to steal our eating bowls!



Sunday's session on making Lidded Boxes was led by Tom Willing, assisted by Skip Burke and Dave Wood. Glenn Nord came back for more, and Richard Haefele and Jim Bennett rounded out the class. We lost one student at the last minute to Covid, but he's fine now and we'll make sure he's in the next session.



Lidded boxes definitely require a step up in woodturning finesse and skill. Boxes are a form of spindle turning, so this project taught how to cut into the end grain with a spindle gouge and specially shaped "box scrapers". Ideally, a box is made of dried and straight-grained wood. Our wood was still a bit wet, so Tom explained that we would not be able to cut our lids as tight as he likes to do. (Tom is a bit of a perfectionist, so his perfect box gives that close-tolerance vacuum "pop" when you pull off the lid.)

—Dave Wood



## NWWT STORE • JOHN SUTTER

Due to popular demand, we will have a mini version of the NWWT store at our monthly Open Shops. It will have the most popular consumables such as CA glue, walnut oil, AnchorSeal, and sanding supplies. (The full store will still be available at our General Meetings.)





## ELECTRIC SPACE HEATER SAFETY • KEVIN JESEQUEL



Eventually, this long summer will end, and we may start to think about heating our shops. Here are some safety tips to consider before using a portable electric space heater:

- Do not use an extension cord or a power strip. Always plug it directly into a wall socket.
- Ensure that the plug is fully inserted in the socket and that the connection is secure.
- Keep the heater at least 3 feet away from combustible materials.
- Keep the heater on a stable surface, not tables, chairs, or benches where it may be knocked over.
- Do not run the cord under carpet, floor mats, or where wood shavings may collect.
- Do not use the heater if the cord feels hot to the touch.
- Clean the heater regularly, multiple times a day, if necessary.
- Do not allow high volumes of dust to accumulate in the air while the heater is in use.
- Do not leave the heater unattended while on for any length of time.
- Do not use a heater that is larger than necessary for the area you are trying to heat.
- Inspect the cord for damage regularly.
- Keep a fire extinguisher in the shop and inspect it regularly for sufficient charge and that it is not expired.
- Do not go to sleep with a space heater running.
- Only use heaters that have been certified by an independent agency (UL listed).
- Check [www.saferproducts.gov](http://www.saferproducts.gov) to see if your heater has been recalled.

This list is by no means complete. Please do your own research before bringing a heat source into your wood shop. As an electrician, I have seen the tremendous stress these appliances put on electrical systems. I have repaired and replaced numerous receptacles due to the heat generated from a loose connection at the plug. I have repaired many wires attached to those receptacles because the heat generated was great enough to melt the insulation off them.

—Kevin



## 2023 OREGON SYMPOSIUM • SAVE THE DATES!



## OREGON WOODTURNING SYMPOSIUM



**When** – March 17-19, 2023

**Where** – Linn County Expo Center in Albany, Oregon (about 90 minutes south of Portland).

**Cost** – \$325

The planning for the 2023 Symposium is well underway. This biennial show was canceled in 2021 due to Covid, but it's back again with a fantastic list of demonstrators and vendors.

#### What is it

The symposium includes five demonstration rooms, a large vendor area, an Instant Gallery, an auction, and a raffle. Each demo room has four demos on Friday and Saturday, and two on Sunday, so you will be able to see all the demonstrators. A dinner Saturday night is catered and will feature a raffle for a lot of great prizes donated by our vendors.

Albany is an easy drive from Portland, and the facility is well-suited for our event. Two hotels are on-site with reasonable rates.

NWWT will sponsor one of the demo rooms which means we are responsible for outfitting the room with a lathe, grinder, audio/video support, and other items needed by the demonstrator. As a result, NWWT will receive a stipend for that support. Each room has ten demo sessions over the 2 ½ days, and for each demonstration, we will need the support of an A/V operator and an assistant.

#### Why Attend

This is a great opportunity to learn from the best.

There is something for all, from beginners to advanced turners. Beginners will learn how to make the best cuts and advanced turners will see different ways to enhance your work to make it stand out.

You will also see the latest in woodturning equipment, tools, and jigs. Attending the symposium is your chance to be up close and personal with the demonstrators who are very open and easy to talk with. Plus, you will get to see old friends and meet many of the best turners in the area.

#### What Is Needed

Like our club, the symposium is put on by volunteers, and the symposium is a huge event. Volunteers will receive a symposium t-shirt, and the club will get a stipend depending on how the show finances work out.

#### For NWWT we need:

- **Setup** - Setup is on Thursday, so we need to transport all our equipment to Albany and get it set up.
- **Demo Support** – For each of the ten sessions, we provide the A/V support and supply a “helper” who makes sure the room is set up properly and the demonstrators have what they need.
- **Tear-Down** – The show ends Sunday at noon at which time we pack up and move our equipment back home.

To volunteer for the event, sign up [HERE](#).

## 2023 OREGON SYMPOSIUM • (CONT.)



## OREGON WOODTURNING SYMPOSIUM

**Symposium Support Volunteers are also needed:**

- **Raffle Tickets Sales** (6 sessions)
- **Instant Gallery Monitor** (20 sessions)
- **Registration Booth Support** (21 sessions)
- **Grand Prize Drawing Organizer**
- **Auction Support** (10 sessions)
- **Transportation** – Driving demonstrators from and back to the airport

To volunteer for the Symposium Support – contact [Roger Crooks](#)

**Demonstrators**

A few of the slated demonstrators have been here before and have commented about the quality of the event and the friendliness of the local clubs and their members.

Signed up to date are **Stuart Batty, Cynthia Gibson, Eric Lofstrom, Keith Gotschall, Trent Bosch, Mike Mahoney, Stuart Mortimer, Nick Cook, Nick Agar, Rebecca DeGroot, and Sally Ault**. These are all well-known professionals that are the best at what they do.

**Vendors**

The vendor list is still growing and currently includes D-Way Tools, Big Monk Lumber, Niles Bottle Stoppers, WoodturnerPRO Software, Woodturners Wonders, Trent Bosch, and Woodcraft (Eugene).



—Roger





• OCTOBER DEMO PIECES •  
SEA URCHIN ORNAMENTS • JASON GOODRICH



## SHOW-N-TELL

I would like to encourage all members — advanced, intermediate and especially new-comers — to share their woodturnings with the rest of the club. When I first joined NWWT, I remember thinking that my pieces weren't good enough to show to the whole club. But when I finally did bring one to a meeting, it was well received, and I got a lot of positive comments and helpful, constructive criticism. I've been showing and telling ever since. It's a great way to share tips and techniques, to teach and to learn.

—bk

*Kevin Jesequel*



*Kevin Jesequel*



*Dean Yioulos*



*Dean Yioulos*





SHOW-N-TELL • (CONT.)

Dave Wood



Dave Wood



Jim Schoeffel



Roger Crooks




## SHOW-N-TELL • (CONT.)

Kevin Jesequel & Bill Karow



Bill Karow



Jim Schoeffel





SHOW-N-TELL • (CONT.)

Danny Bartlett



Danny Bartlett



Danny Bartlett



## LIBRARY NEWS • LYNNE HEMMERT

**ATTENTION ALL MEMBERS!**

There continues to be many outstanding library books and CD's that were checked out of the NWWT Library and are now long overdue.


Please look around your house and shop, and bring the clubs Items back, so that someone else can learn from our library of information.

Thanks and see you at the next meeting.

—Lynne



## NEED INSPIRATION? • ROGER CROOKS

**Show-n-Tell & Monthly Challenge**

Need some new ideas of what to turn on that special piece of wood or looking for ideas on how to embellish you piece? You can turn to Pinterest for ideas OR you can look at what your fellow members are doing.

Maybe you saw something at Show & Tell but don't remember the details. Check out our website's [Gallery](#). All the photos that are submitted for each meeting and the pictures taken by Jim at real meetings are/will be posted on this page.

If you need to contact the maker, check with Bill, and he may be able to give you the member's name.

—Roger



## NEW MEMBERSHIP FEES

NWWT membership fees have not changed since the club was formed (as far as anyone remembers). As we all know, costs have gone up significantly. Demonstrators, Open Shop expenses, insurance, MAC fees, storage, etc. have all gone up, especially in the last two years. Members receive a lot for their membership, so the board voted to raise membership fees by \$5.

While NWWT is in a secure financial position today, we want to ensure we stay that way and maintain our ability to attract professional demonstrators, enhance Open Shop equipment, and have great meetings.

New fees will start January 1, 2023. In addition, we are offering two and three year renewals for convenience.

<b>General:</b>	Annual dues	\$40
	Two year	\$80
	Three year	\$120
<b>Family:</b>	Annual dues	\$50
	Two year	\$100
	Three year	\$150
<b>Business:</b>	Annual dues	\$65



## 2022 MEETINGS &amp; DEMONSTRATORS



DATE	PROGRAM	MONTHLY CHALLENGES
2022		
Thursday, January 6	Rick Urban — <i>Ovaloids</i> & Annual Tool Swap	1. Ebonized, Bleached or Fumed Object 2. Something Unique
Thursday, February 3	Chris Lawrence — High Top Box	1. Ovaloids (Lost Wood) 2. Something Unique
Thursday, March 3	Craig Timmerman — Torus Vase	1. High Top Boxes 2. Something Unique
Thursday, April 7	Kevin Jesequel — Hollow Form with Natural Opening	1. Torus Vases 2. Something Unique
Thursday, May 5	Tom Willing — Egg Wagon	1. Hollow Forms 2. Something Unique
Thursday, June 2	Ed Pretty — Butterfly Repairs	1. Egg Wagons 2. Something Unique
Thursday, July 7	Rick Rich — Three Piece Dish	1. Repair a Glitch 2. Something Unique
Saturday, August 6	BBQ Picnic & Auction	1. Enjoy the Auction! 2. Bid on Items at the Auction
Thursday, September 1	John Beechwood — Yarn Bowl	1. Three Piece Dish 2. Something Unique
Thursday, October 6	Jason Goodrich — Sea Urchin Ornament	1. Yarn Bowl 2. Something Unique
<b>Thursday, November 3</b>	<b>Jimmy Allen — A Unique Approach to Turning Boxes</b>	<b>1. Ornaments 2. Something Unique</b>
Thursday, December 1	No Meeting	Happy Holidays!



## BULLETIN BOARD

### For Sale: Oneway 2436 1.5hp lathe with accessories - \$4,200

It is time to sell my lathe. It is a Oneway 2436 with a 1.5 horsepower 220v motor. I will include the stronghold chuck and a variety of lathe tools with the sale. It has been and is a wonderful tool, friend and outlet for me. I will be sad to see it leave my shop, but it is the right thing to do. I did replace the 4 main bearings several years ago, and I believe it is in good shape. The price is \$4,200 in my shop. We used an engine hoist to unload it and move it in place. It weighs about 850 lbs.

Also for sale:

- **Thrifty Vacuum Chuck** that works well on the lathe – \$150
- **Easy Core System** for coring bowls. It is designed and built for a Oneway 2436. Included are 4 sizes of cutter arms with carbide cutters. – \$600
- **Oneway Wolverine** sharpening system – \$100

Karl Birky  
503-550-7777  
Newberg, OR 97132

If you have woodturning tools for sale, a new source for woodturning stock, upcoming estate sales, need help or have questions that need answering, [let me know](#) so I can post it on the Bulletin Board section of next month's NWWT newsletter.

## IN MEMORIAM

Glenn Burki passed last week (mid October 2022). Glenn was a long time member of Cascade Woodturners and a long time member of AAW. He was a great volunteer, a good woodturner and all around nice guy. He was retired from the Milwaukie Oregon police department. We are helping the family clean out Glenn's very nice shop.

I also received a call tonight from Alice Asch. She advised me that Carl Asch died Saturday, Oct 29th of multiple medical problems. Carl was a long time Cascade member and regularly attended the meetings up until COVID. He was a very prolific woodturner. He will be missed.

—Dale Larson

## OTHER WOODTURNING CLUBS • MEETINGS &amp; PROGRAMS

*Please check individual club websites for current information regarding their monthly online meetings.*



**WOODTURNERS OF OLYMPIA**  
[woodturnersofolympia.org](http://woodturnersofolympia.org)

**2nd TUESDAY of every month @ 6:30pm**  
 First Baptist Church of Olympia  
 904 Washington St SE, Olympia, WA 98507 [\[map\]](#)



**CASCADE WOODTURNERS**  
[cascadewoodturners.com](http://cascadewoodturners.com)

**3rd THURSDAY of every month @ 6:00pm**  
 Wild Lilac Child Development Center  
 3829 SE 74th Ave, Portland, OR 97230 [\[map\]](#)



**PACIFIC NORTHWEST WOODTURNING GUILD**  
[woodturningguild.com](http://woodturningguild.com)

**2nd WEDNESDAY of every month @ 7:00pm**  
 MWA Architects  
 70 NW Couch St, Portland, OR [\[map\]](#)




**SW WASHINGTON WOODTURNERS**  
[southwestwashingtonwoodturners.com](http://southwestwashingtonwoodturners.com)

**4th FRIDAY of every month @ 7:00pm**  
 Friends of the Carpenter's Center  
 1600 W 20th St, Vancouver, WA 98660 [\[map\]](#)



**WILLAMETTE VALLEY WOODTURNERS**  
[willamettevalleywoodturners.com](http://willamettevalleywoodturners.com)

**2nd THURSDAY of every month @ 6:30pm**  
 Center 50+ Senior Center  
 2615 Portland Rd, NE Salem, OR 97303 [\[map\]](#)



**BEAVER STATE WOODTURNERS**  
[beaverstatewoodturners.com](http://beaverstatewoodturners.com)

**4th THURSDAY of every month @ 6:00pm**  
 Coburg Community Charter School  
 91274 N Coburg Rd, Coburg, OR 97408 [\[map\]](#)



## VENDOR SPONSORS ARE KEY TO OUR SUCCESS!

A key component of our financial stability as a club is our vendor sponsors. Our vendors provide periodic gift certificates for the raffle and our annual auction. In addition we receive product donations from some of them. If that were not enough, some also give individual discounts to club members. All this contributes to our financial health. We encourage all of you to patronize our vendor sponsors. It is good for you, good for them, and good for the club.

—————  *Click on each logo to go to their website*  —————




**Gift Certificates + Merchandise Donations**



**Gift Certificates**



**10% Off Regular Price**



**Gift Certificates + Merchandise Donations + 10% Off**

**Penn State Industries**

**10% Off Regular Price**



**10% Off Regular Price**

EST. 1928  
**WOODCRAFT®**

**Gift Certificates + 10% Off**



**10% Off Regular Prices**



**10% Off All Orders**

***NWWT membership has benefits!***

Show your NWWT Membership Card to receive a discount off your purchase at Gilmer Wood, Rockler, Woodcraft, Woodcrafters, Crosscut Hardwoods and Milwaukie Hardwoods.

Past newsletters can be accessed from the NWWT website [here](#).

If you don't have internet access, provide me with your mailing address, and I will print out a copy, lick a stamp and mail a copy of the newsletter to you via US Postal Service.

If you do not receive a courtesy email from me by the beginning of the month indicating that a new newsletter is available online, please send me your current email address.

**Submissions to the newsletter are due by the last Thursday of the month.**

Articles, tips, web links, classified ads and other woodturning-related items are welcome! Send them to [me](#).

For other business inquiries, contact Northwest Woodturners at: Northwest Woodturners  
PO Box 1157  
Lake Oswego, OR 97035