

# Northwest Woodturners



A Chapter of The American Association of Woodturners

Volume 22, Issue 09

The woodturners' local resource

September 2017

## PRESIDENT'S MESSAGE

Hi Woodturners,

Thanks for your enthusiasm at the auction last month.

I thought I'd give a brief safety reminder this month. Even those of us who have turned for over 20 years are injured if we fail to use our most valuable tool (our brain, not our bowl gouge).

I was sanding the bottom of the multi-axis bowl pictured at right. I was working late, on little sleep, and failed to reduce my speed from 600 rpm. My sandpaper caught, and threw my hand laterally into the propeller like feet of the bowl. Luckily there were no fractures, only lacerations, bruises, and frustration that I had put my hand at that much risk.



Dale Larson keeps a spreadsheet of shop injuries on his shop wall. It has the date, the description of the injury, and the factors leading to the injury. Over the years, you can see that there are fewer and fewer injuries as he's taken the time to think about what he's doing.



Be careful out there! Steve

## CLUB INFO

**Northwest Woodturners**

[www.northwestwoodturners.com](http://www.northwestwoodturners.com)

Meetings are held at 7:00PM on the  
1st Thursday of each month at  
**The Multnomah Arts Center**  
**7688 SW Capitol Hwy**  
**Portland, OR 97219**

### President

Steve Newberry  
lanewb1@aol.com

### Vice President

Mike Porter  
tmikeporter@gmail.com

### Secretary

Max Vega

### Treasurer

Roger Crooks

### Directors

Bill Giffin	Lynne Hemmert
Barbara Hall	Bill Herrold
Richard Hall	Mike Meredith
	Jim Schoeffel

### Staff Volunteers

#### Library

Lynne Hemmert  
Alex McDowell

#### NWWT Store

David Hollister  
Roger Crooks

#### Equipment

Maintenance  
Bill Herrold

#### Demo

Coordinator  
Bill Giffin

#### Monthly Raffle

Jackie Yi

#### Education

Terry Tanner

#### A/V Backup

Bill Karow

#### Web Site

Barbara Hall

### Newsletter Editor

Jim Schoeffel  
jschoeffel@aol.com  
503-591-9066

## VP's CORNER

Looking ahead to September, I really hope you make an effort to come to the regular meeting and the next day's demo by Richard Dlugo. Richard is an expert at designing and making toys, especially those with animated features. He was most recently published in the August AAW magazine on making yo-yo's, but also last December. The club meeting will be as normal at the MAC on Thursday evening, Sept. 7<sup>th</sup>, but the all-day demo will be at the Guild of Oregon Woodworkers at 7634 SW 34<sup>th</sup> Avenue (which is behind the Star-Bucks just down the street from the MAC) from 8:30 am to 3:30 pm on Friday, Sept. 8<sup>th</sup>. This topic is just in time for you to make holiday gifts for children, grandchildren and friends.

We have a terrific talent, Dan Tilden, coming to our Club meeting on October 5<sup>th</sup>. He studied under Christian Burchard who also lives in Ashland. Dan turns wooden sinks, three legged creatures and very, very thin hollow forms. Check him out at <http://www.tildenwoodturning.com/>.

My standing request is for you to send me ideas for meeting demos that you'd like to see. It is my job to bring those subjects and demonstrators to our meetings. So, please send me your ideas or volunteer to do a demo.

— Mike Porter

## SEPTEMBER PROGRAM — RICHARD DLUGO: ANIMATED TOYS

Richard Dlugo has a well earned reputation for designing and making toys, but his are special...they move! Up and down, side to side, bobbling along made possible with offset axles, springs, gears, and other tricks of the trade. In the regular club meeting on Thursday, Sept. 7, Richard will introduce us to the principles of toy design. Then on the following day, Friday, Sept. 8<sup>th</sup>, he will present an all-day demo on the design and making of such toys.

The design of toys is his specialty, but he is a wood artisan as well. You may have seen his articles in the December 2016 and August 2017 issues of the AAW magazine. For more about Richard and his work visit [Richard Dlugo - Wood Artisan](#).



## OCTOBER PROGRAM — DAN TILDEN



We are very fortunate to have Dan Tilden come up from Ashland to spend the evening with us. Dan is well known for his creative hollow forms, thin walled vessels out of Madrone burl and creative "walkabouts"; he also makes wooden sinks. Dan met Christian Burchard, a major supporter of Ashland High School's woodturning class, and then apprenticed under him for several more years.



## TURNIN' N LEARNIN' — CHAPTER 17 by Mike Porter

Hi, once again, fellow "Learnin' Turners. I wrote a bit last month on what motivates us to turn. Did it provoke you to explore why you are engaged in this great and creative pastime? Did you discover why you support this Club and your fellow turners?

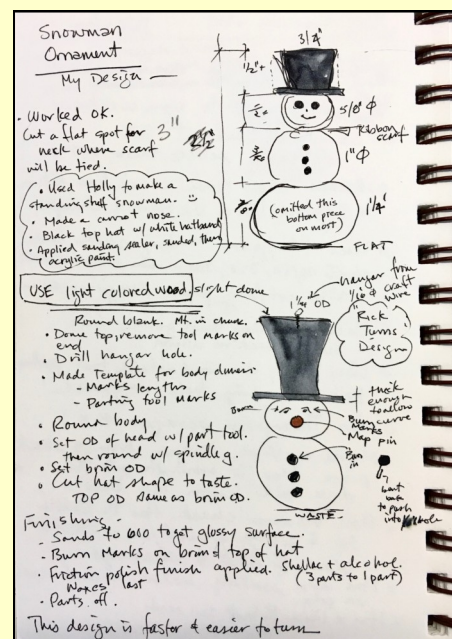
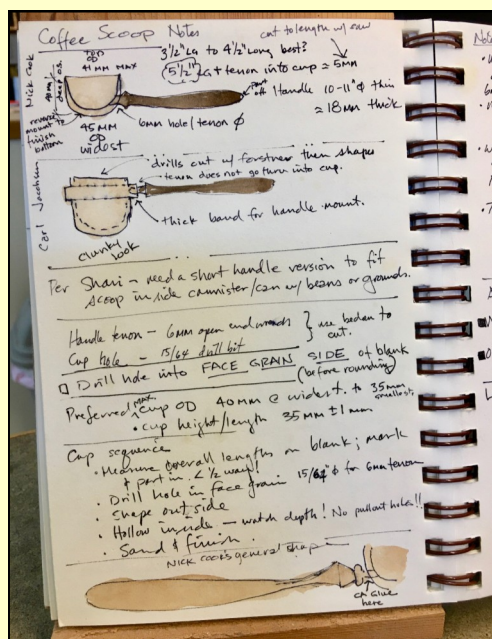
How we learn...got to thinking about that...so just how do you learn? I've written before that when we really experience something for ourselves, not just hear or see someone do it...when we really make it our own, we get it...and it is ours. In this process of acquiring skills and knowledge, there are many ways that we humans learn. Here's a practice of mine that might be helpful to you. In the photos below are two pages from my "Learning Book". Yep, I have a "learning book" and this article is to share why I have it and how I use it.

I take notes at many Club meetings during the demonstration, but I reserve my note taking for critical subjects that I'm most interested in. Some of our demonstrators are interesting, but I'm not expecting the demo to reveal any great insights to me, so I don't take notes but I know that Roger Crooks will create a DVD that I can buy later if I need to. Some of the demos are a bit over my head or they are about methods I don't see myself adopting any time soon, if ever. I may take notes for those and later buy the DVD from our store.

I definitely take notes at all-day demos and classes. The first event of this type I attended was Ashley Harwood's session in February of 2016. I paid careful attention to her diagrams on the board on mortises and tenons and how chuck jaws fit to hold the wood securely. It was a bit lost on me as I was a new turner, but I refer to those notes now. I drew several sketches from her "chalk talk" and referred to them just this past week.

I use my learning book now most often on my projects. Some months ago, Mike Meredith advised me to think through the process, write down the steps, and even draw out the project at each step of the way. I do that now on scratch paper. Then, when I figure out generally how to turn the piece, I make it and then write down what worked and what I must do next time as shown in the examples in the photos. These are

(continued on next page)





**TURNIN' N LEARNIN' — CHAPTER 17 (continued)**

efforts that I initiated and I struggled with for better or worse. When I have learned...“Don’t do this again!”, I write it down. When I have learned...“Yes! It worked! Do it again!”, I write it down. I write down methods, dimensions, and how I finished the piece. A simple sketch helps as well. I’ve gone back to those notes many times.

One of the most important learnings in wood turning is sequence...doing steps in the correct sequence so that the piece comes out right the first time. I’ll bet you have started over with new wood more times than I have. For me, if I don’t write down the sequence, I am most likely to space out and forget a critical step... and, uh oh...the piece won’t fit in the chuck or I can’t reverse it...or something else happens and the piece gets tossed in the burn bin...need I go on?

In September and October, I plan on making more holiday ornaments and gifts. My Learning Book will now be very, very useful, indeed. And, guess what, I’m sure that I’ll keep filling up the pages! So, if you have a learning tip, would you mind sharing it? I’d love to publish a list of those so that we can help each other out. Notice how I mentioned Mike Meredith’s tip above. Tips like that one. Send your tips to me at [tmike-porter@gmail.com](mailto:tmike-porter@gmail.com). For every person who sends me a learning tip, I’ll send you an email certificate for 5 gratuitous raffle tickets.

**2017 NWWT ANNUAL AUCTION AND BBQ reported by Roger Crooks**

It was a perfect day in the middle of a brutal heat wave and turnout was excellent. David Williams again hosted the BBQ and auction in his backyard with a tent and trees to protect us from the sun. Steve Newberry supplied the main course with a large brisket and beans. Members brought additional dishes and desserts that fueled everyone for the auction. David Colsen again was the auctioneer that kept everything moving with his “auctioneer voice” and humor.

We had 31 bidders and 28 buyers bringing in over \$3100 on 105 bids. Net results after expenses boosted our checking account by \$2,560.

The wood selection this year was spectacular thanks to a huge White Oak and Walnut tree that members harvested this summer, and generous donations from other members including Tim Small’s huge load. On top of that were boxes of beautiful wood from North Woods Figured Wood, donations from Rockler, Woodcraft, Reed Gray, D-Way tools, Woodturner Pro, and Carl Jacobson. Finished items sold well – many thanks to Dale Larson, Phil Lapp, David Williams, and Randy Rhine. Mike Meredith and Steve Newberry made generous donations of food and other items.



Pulling this together is not a small effort. Thanks to Mike Porter, Mike Meredith, Tom Willing, Steve Newberry and others for leading the effort and helping to clean up at the end. Of course, a special thanks to everyone who came and spent money. This auction beefs up our checking account for next year and everyone got fantastic bargains for wood that will keep them busy for a long time.

See you next year!

### Sally Ault is coming to Portland in September!



Nationally recognized woodturner Sally Ault will be at Cascade Woodturners in Portland, Oregon on September 21<sup>st</sup>, 22<sup>nd</sup> and 23<sup>rd</sup>! She has demonstrated at woodturning symposia across the country, including the 2016 AAW symposium in Atlanta.

Sally is an amazing turner and she will be making unusual presentations: ones that appeal to turners who like people who like jewelry.

If you want to learn more about turning small objects well, or you are interested in beautiful things that can be turned on small lathes, you should find this appealing.

Sally's demonstration at the club meeting on Thursday evening, September 21<sup>st</sup>, will preview turning small objects and making jewelry, lid embellishment, and, if time allows, an urchin box.

Please consider bringing jewelry-wearing, non-turners to the meeting. They might enjoy seeing what and you and your lathe can do for them.



Sally did this demo for the AAW recently, and it was standing room only!

On Friday, September 22<sup>nd</sup>, Sally will provide in-depth instruction on turning jewelry, and will show us how to use an urchin shell to make an elegant and unusual gift box; a box that might be used to present turned jewelry to someone you care about.

On Saturday, September 23<sup>rd</sup>, Sally will do an all-day, hands-on workshop that will focus on turning small objects and making jewelry.

Anyone can attend the Thursday club meeting. There is no limit on how many can attend the Friday demonstration, and the cost is \$35.00. The Saturday, all-day, hands-on workshop is limited to eight and costs \$135.00. Registration for the all-day, hands-on workshop will open to the public on September 1<sup>st</sup>.

You can register and pay for her events on the Cascade Woodturners website:

[www.cascadewoodturners.org](http://www.cascadewoodturners.org). Click on "Events" in the top bar. Additional information is on the website, and you can also email Harvey Rogers at [HarveyRogers@Gmail.com](mailto:HarveyRogers@Gmail.com).

You can see more of Sally's work on her website: [www.SallyAult.com](http://www.SallyAult.com).



## 2018 BASIC SPINDLE TURNING COURSE

The **Southwest Washington Woodturner's Club** is hosting a Basic Spindle Turning Course consisting of ten 4-hour class sessions over the year with 40 total training hours. Due to space and lathe restrictions, course participation is limited to four students with a minimum enrollment of three.

The course covers basic spindle turning principles completely. Making each of the exercise pieces provides knowledge, understanding and ability to correctly use the tools. Each exercise utilizes the skew chisel. This course is for the skew-phobic. It is a major player and by the end of the course, a beloved friend. There is no escaping the tool in this course, no matter what the plans of the pupil might be.

The arrangement and the exercises of the course are from a woodturning instruction manual for school shop teachers titled **Elementary Turning**, written by Frank H. Selden and first published in 1907.

**WHEN:** Class 1: Saturday, **January 13** from 8:00am to 12:00pm.  
 Class 2: Saturday, **February (TBD\*)** from 8:00am to 12:00pm.  
 Class 3: Saturday, **March (TBD\*)** from 8:00am to 12:00pm.  
 Class 4: Saturday, **April (TBD\*)** from 8:00am to 12:00pm.  
 Class 5: Saturday, **May (TBD\*)** from 8:00am to 12:00pm.

**No class in June – AAW Symposium** in Portland, OR.

Class 6: Saturday, **July (TBD\*)** from 8:00am to 12:00pm.

**No class in August – summer vacation!**

Class 7: Saturday, **September (TBD\*)** from 8:00am to 12:00pm.  
 Class 8: Saturday, **October (TBD\*)** from 8:00am to 12:00pm.  
 Class 9: Saturday, **November (TBD\*)** from 8:00am to 12:00pm.  
 Class 10: Saturday, **December (TBD\*)** from 8:00 am to 12:00pm.

Completion: Wednesday, January 23<sup>rd</sup>, 2019 from 7:00pm to 9:00pm at the Friends of the Carpenter workshop. This is the **January 2019** SWWWT club meeting guest-hosted by graduates of the course demonstrating their finely honed spindle turning skills!

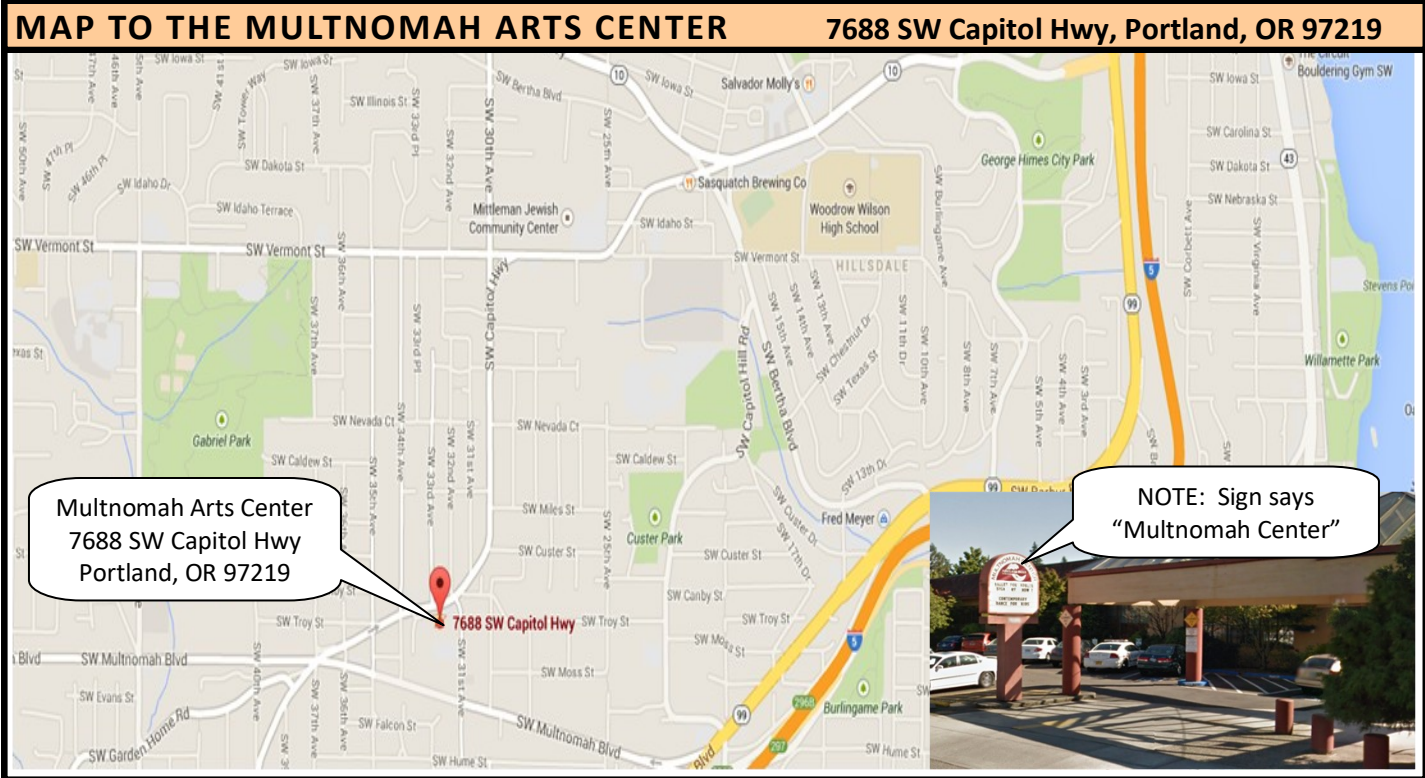
\*The dates after Class 1 are listed as TBD (To Be Determined). Because of the varying schedules of the participants, in January we will decide the February date and so on throughout the remainder of the year.

**WHERE:** Rick's shop in Yacolt, WA – directions provided to participants.

**TOOLS:** All Tools, lathes, supplies and blanks are provided. Four tools are provided for use during class: Spindle Roughing Gouge, Skew Chisel, Spindle Gouge and Parting Tool.

**COST:** The entire course is \$295.00, payable to the Southwest Washington Woodturners club. AAW and SWWWT Club members receive a tuition discount of \$45.

**REGISTRATION:** Contact SWWWT Treasurer Brian Harte at [blharte@gmail.com](mailto:blharte@gmail.com) or 360-225-8265 to enroll. Registration deadline is December 1<sup>st</sup>, 2017.



### NORTHWEST WOODTURNERS MEETING SCHEDULE AND PROGRAMS

**1<sup>st</sup> Thursday at 7:00 PM**

**The Multnomah Arts Center, 7688 SW Capitol Hwy, Portland, OR 97219**

2017	Program	Challenge
Thursday, January 5	Annual Tool Swap Meet	none
Thursday, February 2	Michael Ferreira (Decorative Finishes)	Reassembled Bowls
Thursday, March 2	Rick Rich (Windsor Stool)	Decorative Finishes
Thursday, April 6	Tom Willing (Eggs)	Windsor Stools
Thursday, May 4	Miguel Hernandez (Multi-axis Turning)	Eggs
Thursday, June 1	Lloyd Johnson (Trends in Segmented Turning)	Multi-axis Spindle work
Thursday, July 6	Tania Radda (Cold Bending Wood)	Segmented work
<b>Saturday, August 5</b>	Annual Auction and Picnic	none
Thursday, September 7	Richard Dlugo (Toys)	Winged Bowls
Thursday, October 5	Dan Tilden (Vessels with Legs)	Carved or Textured Pieces
Thursday, November 2	<b>Elections</b>	TBD
Thursday, December 7	<b>No Meeting</b>	<b>Happy Holidays!</b>

**NOTE: Challenge topics were changed in February to better align with the demonstration topics.**



**OTHER WOODTURNER CLUBS 2017 MEETINGS AND PROGRAMS**

*Please visit the individual club websites to verify the information presented below.*

**Cascade Woodturners (Portland, OR) ([www.cwa49.wildapricot.org](http://www.cwa49.wildapricot.org))**

3rd Thursday, 6:45 PM at the Willamette Carpenters Training Center,  
4222 NE 158th Ave., Portland, OR 97230

September 21: Sally Ault (Turning small objects for Jewelry and Embellishments)

September 22: Sally Ault All-day Demo (Jewelry Urchin Boxes)

September 23: Sally Ault Hands-on Workshop

October 19: Auction

**Willamette Valley Woodturners (Salem, OR) ([www.willamettevalleywoodturners.com](http://www.willamettevalleywoodturners.com))**

2nd Thursday, 6:30 PM at the Salem Center 50+, 2615 Portland Rd, NE Salem, OR 97303

September 14: Nick Stagg

October 12: Hal Schalles (Segmented Work)

November 9: Auction/Potluck

**Beaver State Woodturners (Eugene, OR) ([www.beaverstatewoodturners.com](http://www.beaverstatewoodturners.com))**

4th Thursday, 6:00 PM at the Woodcraft Store, 1052 Green Acres Rd, Eugene, OR 97408

September 28: Carl Jacobson (Burning Lichtenberg Figures)

October 26: TBA

**Southwest Washington Woodturners (Vancouver, WA) ([www.southwestwashingtonwoodturners.com](http://www.southwestwashingtonwoodturners.com))**

4th Wednesday, 7:00 PM at The Friends of the Carpenter's Center, 1600 West 20th St, Vancouver, WA

September 27: TBA

October: TBA

**Woodturners of Olympia (Olympia, WA) ([www.woodturnersofolympia.org](http://www.woodturnersofolympia.org))**

4th Thursday, 6:30 PM at the Thurston County Fairgrounds, Carpenter Road SE, Lacey, WA

September 28: TBA

October 26: TBA



## 2017 NATIONAL & REGIONAL SYMPOSIA and EVENTS

May 10-13, 2017  
Utah Woodturning Symposium  
Orem, Utah

May 19-August 8, 2017  
Summer 2017 Wood Workshops at Appalachian Center for Craft  
Smithville, TN

June 22-25, 2017  
2017 AAW Symposium  
6/22/2017 » 6/25/2017  
Kansas City, MO



July 3-October 20, 2017  
Center for Furniture Craftsmanship  
One-week Woodturning Workshops  
Rockport, ME

August 12-13, 2017  
Oregon City Festival of the Arts  
End of the Oregon Trail Interpretive & Visitor Information Center, 1726 Washington St., Oregon City, OR 97045  
Sponsored by Three Rivers Artist Guild, [www.threeriversartistguild.com](http://www.threeriversartistguild.com)

21<sup>st</sup> Annual Art in the Pearl  
September 2-4, 2017  
North Parks Blocks, Portland, Oregon, <http://www.artinthepearl.com/>

September 15-17, 2017  
Turning Southern Style, Georgia Association of Woodturners  
Dalton, GA

October 13-15, 2017  
Ohio Valley Woodturners Guild Symposium "Turning 2017"  
West Harrison, IN

October 27-29, 2017  
Mid Atlantic Woodturning Symposium  
Lancaster, PA

November 3-5, 2017  
North Carolina Woodturning Symposium  
Greensboro, NC

## 2018 NATIONAL & REGIONAL SYMPOSIA and EVENTS

June 14-17, 2018  
AAW Annual International Symposium  
Portland, OR

## LOCAL WOODWORKING STORE FREE DEMOS

Please visit the store websites to verify the information presented below.

Date	Demo	Location	Time
09/02	Material Mate Panel Cart and Shop Stand	Rockler, Beaverton	11:00 AM
09/02	Bandsaw Basics	Woodcraft, Tigard	1:00 PM – 2:00 PM
09/02	Woodcarving by Jim Tharp	Woodcrafters, Portland	10:00 AM – 3:00 PM
09/09	Worksharp Tool Sharpener	Rockler, Beaverton	11:00 AM
09/09	Resawing Basics	Woodcraft, Tigard	1:00 PM – 2:00 PM
09/09	Walking Stick Carving by Sharon and Ramos Reynosa	Woodcrafters, Portland	10:00 AM – 3:00 PM
09/16	Box Making with Rockler Miter Fold Dado Set	Rockler, Beaverton	11:00 AM
09/16	Black Dog Salvage Furniture Paint	Woodcraft, Tigard	1:00 PM – 2:00 PM
09/16	Woodburning and Wood Sculpture by Shirley Malar	Woodcrafters, Portland	10:00 AM – 3:00 PM
09/23	Vacuum Clamping	Rockler, Beaverton	11:00 AM
09/23	Lathe Tool Sharpening	Woodcraft, Tigard	1:00 PM – 2:00 PM
09/23	Woodburning by Mercedes McCreight	Woodcrafters, Portland	10:00 AM – 3:00 PM
09/30	TBA	Rockler, Beaverton	11:00 AM
09/30	Bandsaw Boxes	Woodcraft, Tigard	1:00 PM – 2:00 PM
09/30	Woodturning by Skip Burke	Woodcrafters, Portland	10:00 AM – 3:00 PM

Many other fine classes and demos are available from these local stores:

Rockler, Beaverton, 503-672-7266, <http://www.rockler.com/retail/stores/or/portland-store>

Woodcraft, Tigard, 503-684-1428, <http://www.woodcraft.com/stores/store.aspx?id=312>

Woodcrafters, Portland, 503-231-0226, <http://www.woodcrafters.us/>

## BULLETIN BOARD

### For Sale

**Vicmarc VL300** from Craft Supplies USA. Purchased new in 2011.

- 3HP, 240V motor
- Electronic variable speed drive
- 24 inch swing
- 21 inch bed on a sturdy heavy-duty steel base

This is a massive cast iron professional bowl lathe.

**Asking \$4,500.00 or Best Offer**

**Call Rick Rich if interested at 360-839-0121**



Note: Photo is of a new Vicmarc VL300

**Save the Dates: October 21st (9-5) and 22nd (11-5)**

**North Woods Fall Open House & Warehouse Sale**

Local Hard Cider Tasting

Chocolate sampling

Great Deals!

Plus on Saturday: Spalting presentation and demo by Sara Robinson

And on Sunday: Turning demonstrations by Tom Willing



## OUR BUSINESS PARTNERS

We encourage our Northwest Woodturners members to visit these business partners to find the many great products they carry and to stock up on the necessary items for your wood turning needs.

Be sure to remind the sales clerk that you are a member of Northwest Woodturners! Our business partners provide NWWT with generous gifts based on member purchases.






Burl • Turning blanks  
Slabs • Lumber

**FREE SHIPPING**  
OVER \$99

US retail orders only  
use  
**FREE SHIP 99**  
coupon code at checkout

www.nwfiguredwoods.com  
(800) 556-3106



**Doctor's  
Woodshop LLC**

**Woodturning Finishes**

**doctorswoodshop.com**

## WOODCRAFT®

Helping You Make Wood Work®

### Hours

Sunday 9am-5pm • Monday 9am-7pm • Tuesday 9am-7pm  
Wednesday 9am-7pm • Thursday 9am-9pm • Friday 9am-7pm  
Saturday 9am-6pm

Independently Owned  
& Operated Franchise  
12020 SW Main Street  
Tigard, OR 97223

Phone: (503) 684-1428  
Toll Free: (866) 684-1428  
Fax: (888) 312-9663  
woodcraft312@woodcraftportland.com



Create with Confidence™

**10% off non-sale items for club members**  
(excludes power tools, Leigh and Porter-Cable dovetail jigs, CNC Shark)

11773 SW Beaverton-Hillsdale Hwy, Beaverton, OR 97005  
(503)672-7266 store17@rockler.com

Delta, JET, and Powermatic lathes, turning tools, turning stock,  
turning kits, abrasives, finishes, plus a whole lot more!

## THANK OUR BUSINESS PARTNERS

Here's a suggestion: When you get home from purchasing a treasured item from one of our business partners who gave you a discount because you are a member of NWWT, take a moment and contact them via their web site or an e-mail and thank them for supporting NWWT.

**EDITOR'S NOTES**

All Newsletters can be accessed from the NWWT website [www.northwestwoodturners.com](http://www.northwestwoodturners.com). If you do not have internet access, provide me with your mailing address and newsletters will be sent via USPS.

If you do not receive a courtesy email from me by the beginning of the month indicating that a new newsletter is available on line, please send me your current email address.

**Submissions to the newsletter are due by the last Thursday of the month.** Articles, tips, web links, classified ads, or other woodturning-related items are welcome.

Jim Schoeffel  
503-591-9066  
jschoeffel@aol.com

For other business inquiries contact Northwest Woodturners at:  
Northwest Woodturners, P.O Box 1157, Lake Oswego, OR 97035

*Membership has benefits! Show your NWWT Membership Card to receive a discount off your purchase at Gilmer Wood, Rockler, Woodcraft, Woodcrafters, North Woods, and Crosscut Hardwoods.*



Northwest  
Woodturners  
P.O. Box 1157  
Lake Oswego OR 97035