

Northwest Woodturners



A Chapter of The American Association of Woodturners

Volume 22, Issue 06

The woodturners' local resource

June 2017

PRESIDENT'S MESSAGE

Hi Woodturners,

A great time and learning by all skill levels was had by attendees of the Rick Rich's Windsor Stool class this month. Cottage 5 is a great venue for classes where we not only learn from the instructor but also get to know each other and share skills between students. If there's sufficient interest we can invite Rick for another session. I'll find time to finish my stool and bring it to the June meeting.



For club members who have never belonged to AAW, there's a half price opportunity available through the end of June. Your first year is 50% off, at \$30. Membership reduces the price for the annual symposium which is in Portland in June 2018, includes a subscription to American Woodturner, and allows access to extensive educational materials both in video as text formats. You'll be able to join the AAW forum and interact with turners from all over the world. To access this opportunity you can call AAW at 651-484-9094 (or toll free at 877-595-9094), or access online at <http://tiny.cc/AAWNewGen>. Act quickly, this offer expires at the end of June and is only for club members who have never belonged to AAW.

— Steve

VP's CORNER

Have you been a bit "off center" this last month? Tried turning using Miguel's approach? Bring those items in to the Show-n-Tell so we can see them. For this month's meeting we will be presented with the latest and greatest of Lloyd Johnson's new software suite, Woodturner PRO. This newest version is a major upgrade, Lloyd tells me, and is worth a look. He'll give us an overview and a demonstration on the big screen and bring in some segmented samples. I've only seen a few segmented pieces at our meetings so perhaps this month's demo will inspire you.

By now you will have seen the notice for our July demonstrator and class teacher, Tania Radda. She comes to us from Scottsdale, AZ. Tania has a Masters in Fine Arts with an emphasis in wood sculpture and has presented numerous times at the AAW Symposium, taught at Arrowmont and

(continued on next page)

CLUB INFO

Northwest Woodturners

www.northwestwoodturners.com

Meetings are held at 7:00PM on the
1st Thursday of each month at
The Multnomah Arts Center
7688 SW Capitol Hwy
Portland, OR 97219

President

Steve Newberry
lanewb1@aol.com

Vice President

Mike Porter
tmikeporter@gmail.com

Secretary

Max Vega

Treasurer

Roger Crooks

Directors

Bill Giffin	Lynne Hemmert
Barbara Hall	Bill Herrold
Richard Hall	Mike Meredith
	Jim Schoeffel

Staff Volunteers

Library

Lynne Hemmert
Alex McDowell

NWWT Store

David Hollister
Roger Crooks

Equipment

Maintenance
Bill Herrold

Demo

Coordinator
Bill Giffin

Monthly Raffle

Jackie Yi

Education

Terry Tanner

A/V Backup

Bill Karow

Web Site

Barbara Hall

Newsletter Editor

Jim Schoeffel
jschoeffel@aol.com
503-591-9066

VP's CORNER (continued)

other regional woodturning events. She uses the cold bend hardwood to produce artful forms that are used to embellish turnings. You will see how she uses this material that is manufactured by Pure Timber, Gig Harbor, WA (<http://www.puretimber.com>). You can literally tie this wood into knots!

Looking another month ahead, we have our picnic coming up on Saturday, August 5th. David Williams has again graciously agreed to host. Our auctioneer, Dave Colson, is coming to loosen our purse strings. Our Board members are out soliciting donations from vendors. Be thinking about good wood you can donate to the auction. In my back yard a huge Oregon white oak came down during that big windstorm we had. Several of us have been cutting it up and preparing turning blanks. It's really a beautiful specimen and we'll have a lot of it for you to bid on. See the tantalizing photos below...objects are larger than they appear! Beautiful heartwood and many large figured crotch pieces are yours for the turning.

— Mike Porter




PS: Still looking for suggestions and feedback for the October and November meeting programs.

JUNE 2017 PROGRAM – LLOYD JOHNSON

Northwest Woodturners has been the home club of Woodturner PRO (<http://woodturnerpro.com/>) the leading segmenting software for the past 16 years and now, with the introduction of Segment PRO, NWWT will be the home club of the next generation of segmenting software as well. Initial reviews have called this software a “game changer” and “the most significant thing to ever happen to segmented woodturning.”

Our own Lloyd Johnson is the author and developer of this software. He will demonstrate the new release and encourage all of us to give segmented turning a try.



Software representation of assembled, segmented Eagle Bowl blank before turning.



Completed Eagle Bowl.

TURNIN' N LEARNIN' — CHAPTER 14 by Mike Porter

Hi, once again, fellow "Learnin' Turners" ...in my career I worked with a lot of people in the training or sometimes called the "human performance" field. One of the most effective tools for getting repeatable, high quality performance is the use of "job aids", as they're called by those schooled in how adults learned and perform on the job. They capture information that does not have to be memorized, but can be, and is information crucial to job performance. When I was in the US Navy, my first exposure was to cockpit checklists. Even after hundreds of hours in the cockpit, those checklists ensured we didn't forget the critical items which were a matter of safety and performance; well, that was the hope...that pilots would use them and not get complacent! I have a few stories to tell you over a beer or a cup of coffee of times when I got a bit careless, and I'm still here to talk about it. In engineering and construction, we had our own versions both in the design process and in the field when safety and quality were critical...but when are they not?

Now to woodturning. I have created my first Job Aid. It was only after repeating the same mistakes many times. Have you ever turned a tenon that was too small for your chuck jaws? I've had to remount and re-cut the tenon, thereby wasting precious wood on a bowl or spindle blank. Or, I've made the recess too small and discovered that after I'd removed the blank. Then, I had to remount it and adjust its size. Drives me crazy when I do this! Or, to save returning the tenon, I change chuck jaws thinking they'd work only to find out they don't! Grrrrr! (expletive deleted!)

So last week, I took the time to put the different jaws on my three chucks and run them through the dimensions from the smallest to the largest openings, outside and inside. But I also tried to pay attention to the optimum or recommended grasping of the wood by the jaws so that the jaw contact was appropriate. Get what I'm saying? So, below is my version of this effort. I have this laminated and stuck where I can see it and use it. If you have the same chucks and jaws as I do, I can email my chart to you, but I still recommend you make your own, or certainly check my numbers as your results may vary. Good turning to you!


Chuck	Jaws	Closed OD	Closed ID	Open ID	Open OD
Super Nova	50mm Dovetail	52 mm min. recess ID	43 mm min. tenon OD	62 mm max. tenon OD	71 mm max. recess ID
Super Nova	Deep (18 mm) Dovetail	80 mm min. recess ID	48 mm best contact w/reserve closure	64 mm to corners; 50 mm best contact for tenon	86 mm best contact; 100 mm max.
Super Nova	Step Jaws	85 mm min. recess	63 mm outer jaw; 50 mm mid jaw; 41 mm deepest	75 mm outer jaw; 63 mm mid jaw; 54 mm deepest	98 mm best ID for recess
Nova G3	Step Jaws	85 mm min. recess ID	Same as Super Nova	80 mm max. tenon OD	105 mm max. recess ID
Nova G3	50 mm Dovetail	52 mm min. recess ID	44 mm min. tenon OD	50 mm best max. tenon OD	60 mm best max. recess ID
Nova G3	25 mm & Pin Jaws	25 mm min. recess ID	10 mm min. ID for tenon	20 mm best max.	35 mm best max.
1 Way Talon	#2 Top Jaws	50 mm min. recess ID	38 mm min. tenon OD	75 mm max. tenon OD	89 mm max. recess ID

Notes:

1. Minimum tenon OD's allow for closure and compression of the wood.
2. Maximum dimensions allow for best grasping of the tenon or expansion into a recess.
3. All dimensions are +/- 1mm.

MAY 2017 PROGRAM – MIGUEL HERNANDEZ

Miguel Hernandez presented an excellent demonstration on how to create a human-like figure using multi-axis, spindle turning techniques. He used a four-jaw chuck to hold what would be the base of the figure and a cone center in the tail stock to position the other end. By placing the cone center in four different positions he developed four areas of the figure: the bottom portion (from the waist down), the middle torso, the head and neck, and finally a hat. His demo piece is shown below (left) along with other examples of his work. The finished heights of these examples range from about 7-1/2" to about 8-1/2". A detailed description of his process is available on the Events/Class Documents page in the Members Only section of our web site.

**LIBRARY NEWS**

Members, NWWT Library is a free lending library to members, NOT a place where you acquire DVDs for free. Please check around your DVD player, behind the cushion in the recliner, under the seat in your car and bring back NWWT-owned DVDs so that others may enjoy them even though you may not currently be doing so. We are SHORT quite a few DVDs. We know who you are as we do have names and phone numbers.

Thanks, Lynne Hemmert

MAY CHALLENGE — EGGS

Editor's Note: The Gnome (courtesy of Bruce Jackson) is included in the pictures to give a sense of size. His head (a golf ball) is about 1.7" (43 mm) in diameter and he is about 3.5" (89 mm) tall.

Winner: Jim Pipe

White Oak Egg – "Once Is All We Get"
Carved, Burned, Textured, Sandblasted
& Painted, 2-1/2" dia. X 3" high
3" x 4" Scorched Maple Base

**John Beechwood**

Walnut, Purple Heart & Maple Egg
1-5/8" dia. x 2-1/2" high

**Steve Newberry**

Chestnut Egg with
real egg-shell embellishments
2-1/2" dia. x 2-3/4" high
Walnut offset, multi-axis
Pedestal, 5-3/4" Tall



MAY SHOW-n-TELL

Editor's Note: The Gnome (courtesy of Bruce Jackson) is included in the pictures to give a sense of size. His head (a golf ball) is about 1.7" (43 mm) in diameter and he is about 3.5" (89 mm) tall.

Dave Hollister

Sugar Pine Bowl
9" dia. x 3-3/8" high

**Tim West**

Walnut Bowl
6-5/8" dia. x 2-3/4" high
5" across flats

**Fenix Sanders**

Birds Eye Maple Bowl
11-1/4" dia. x 2-3/4" high



Natural Edge Maple Burl Bowl
11-3/8" x 9-7/8" x 5" high

**Bruce Jackson**

Travel Mugs
2-3/4" dia. x 8" tall



Siberian Elm

Oak

Maple Burl

Irish Yew

MAY SHOW-n-TELL (continued)**John Beechwood**

Spalted Maple Vase
 5-3/4" dia. x 7-3/4" high
 4" dia. Rim
 3-1/8" dia. Base

**Johnny Barnes**

Stick & Nails in a Bottle
 12-1/2" tall (overall)



Multi-axis Practice Piece
 2-1/4" dia. x 7-3/4" tall

**Phil Lapp**

Walnut & Ebony Hollow Form
 6-1/4" dia. x 9-3/4" tall
 2-5/8" dia. at Base



MAY SHOW-n-TELL (continued)

Bill Karow

Maple Dish

7-1/2" dia. x 2" high



Square Dish

7-3/4" x 7-3/4" x 2-1/2" high



Maple Bowl

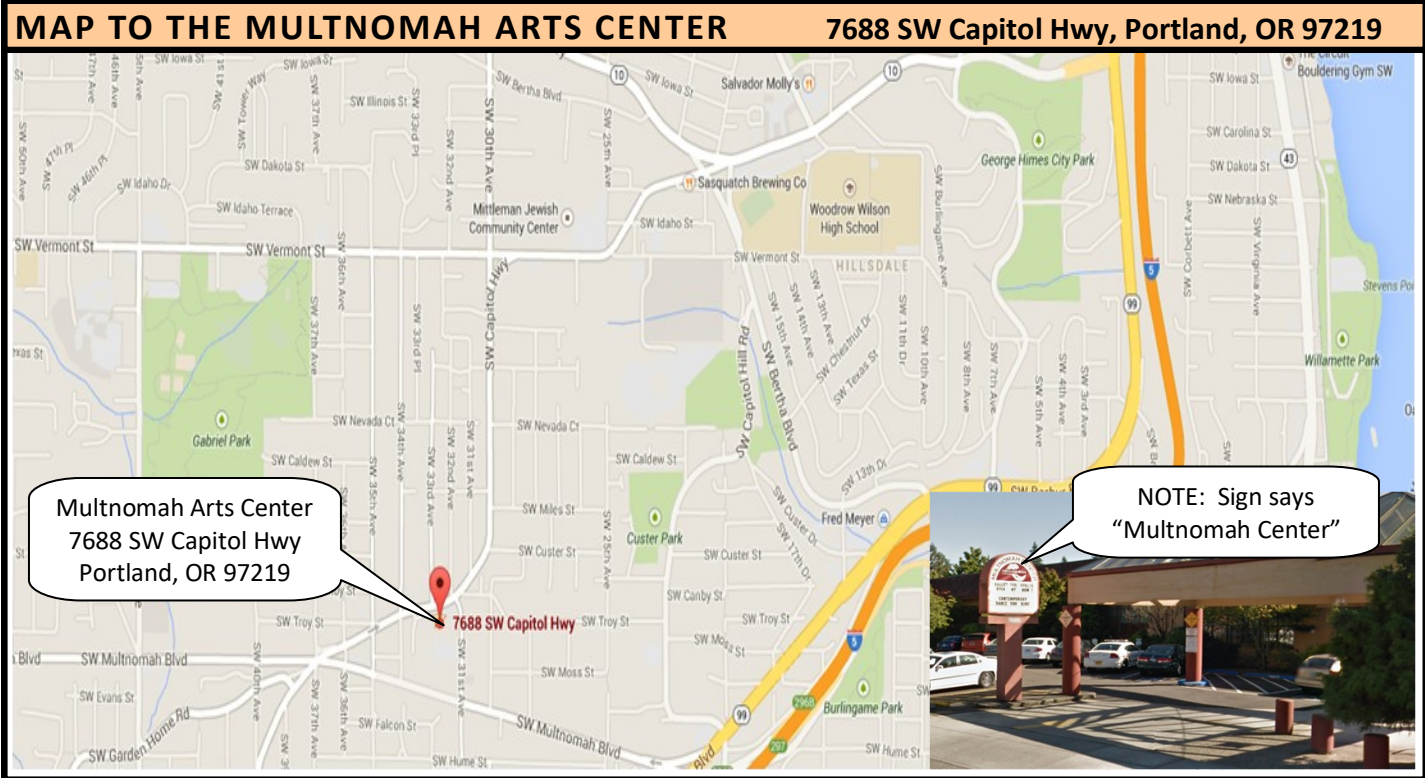
13" dia. x 5-3/4" high



Mallets

2-3/4" dia. x 9-1/2" tall





NORTHWEST WOODTURNERS MEETING SCHEDULE AND PROGRAMS

1st Thursday at 7:00 PM

The Multnomah Arts Center, 7688 SW Capitol Hwy, Portland, OR 97219

2017	Program	Challenge
Thursday, January 5	Annual Tool Swap Meet	none
Thursday, February 2	Michael Ferreira (Decorative Finishes)	Reassembled Bowls
Thursday, March 2	Rick Rich (Windsor Stool)	Decorative Finishes
Thursday, April 6	Tom Willing (Eggs)	Windsor Stools
Thursday, May 4	Miguel Hernandez (Multi-axis Turning)	Eggs
Thursday, June 1	Lloyd Johnson (Trends in Segmented Turning)	Multi-axis Spindle work
Thursday, July 6	Tania Radda (Cold Bending Wood)	Segmented work
Saturday, August 5	Annual Auction and Picnic	none
Thursday, September 7	Richard Dlugo (Toys)	Winged Bowls
Thursday, October 5	TBD	Carved or Textured Pieces
Thursday, November 2	Elections	TBD
Thursday, December 7	No Meeting	Happy Holidays!

NOTE: Challenge topics were changed in February to better align with the demonstration topics.

OTHER WOODTURNER CLUBS 2017 MEETINGS AND PROGRAMS

Please visit the individual club websites to verify the information presented below.

Cascade Woodturners (Portland, OR) (www.cwa49.wildapricot.org)

3rd Thursday, 6:45 PM at the Willamette Carpenters Training Center,
4222 NE 158th Ave., Portland, OR 97230
June 15: Gizmos, Tipps & Ahaas
July 20: Michael Mocho

Willamette Valley Woodturners (Salem, OR) (www.willamettevalleywoodturners.com)

2nd Thursday, 6:30 PM at the Salem Center 50+, 2615 Portland Rd, NE Salem, OR 97303
May 18: Bruce Strangeby and Terry Gerros (Hollowing Tools)
June 8: Al Stirt
July 13: Eric Löfström
August 10: Todd Halleman

Beaver State Woodturners (Eugene, OR) (www.beaverstatewoodturners.com)

4th Thursday, 6:00 PM at the Woodcraft Store, 1052 Green Acres Rd, Eugene, OR 97408
June 22: Nick Stagg (Basic Bowl: Curves, Cuts and Techniques)
July 27: Sara Robinson (Turning Spalted Wood)
August 24: Annual Picnic

Southwest Washington Woodturners (Vancouver, WA) (www.southwestwashingtonwoodturners.com)

4th Wednesday, 7:00 PM at The Friends of the Carpenter's Center, 1600 West 20th St, Vancouver, WA
June 28: Bill Giffin (TBA)
July 26: Annual Auction

Woodturners of Olympia (Olympia, WA) (www.woodturnersofolympia.org)

4th Thursday, 6:30 PM at the Thurston County Fairgrounds, Carpenter Road SE, Lacey, WA
May 25: Jay Shepard (Finishes)
June 22: TBA
July 16, 17 & 19: Michael Mocho

2017 NATIONAL & REGIONAL SYMPOSIA and EVENTS

May 10-13, 2017
Utah Woodturning Symposium
Orem, Utah

May 19-August 8, 2017
Summer 2017 Wood Workshops at Appalachian Center for Craft
Smithville, TN

June 22-25, 2017
2017 AAW Symposium
6/22/2017 » 6/25/2017
Kansas City, MO



July 3-October 20, 2017
Center for Furniture Craftsmanship
One-week Woodturning Workshops
Rockport, ME

August 12-13, 2017
Oregon City Festival of the Arts
End of the Oregon Trail Interpretive & Visitor Information Center, 1726 Washington St., Oregon City, OR 97045
Sponsored by Three Rivers Artist Guild, www.threeriversartistguild.com

21st Annual Art in the Pearl
September 2-4, 2016
North Parks Blocks, Portland, Oregon

September 15-17, 2017
Turning Southern Style, Georgia Association of Woodturners
Dalton, GA

October 13-15, 2017
Ohio Valley Woodturners Guild Symposium "Turning 2017"
West Harrison, IN

October 27-29, 2017
Mid Atlantic Woodturning Symposium
Lancaster, PA

November 3-5, 2017
North Carolina Woodturning Symposium
Greensboro, NC

2018 NATIONAL & REGIONAL SYMPOSIA and EVENTS

June 14-17, 2018
AAW Annual International Symposium
Portland, OR

LOCAL WOODWORKING STORE FREE DEMOS

Please visit the store websites to verify the information presented below.

Date	Demo	Location	Time
06/03	Tablesaw Techniques	Rockler, Beaverton	11:00 AM
06/03	Turning a Lidded Bowl	Woodcraft, Tigard	1:00 PM – 2:00 PM
06/03	TBA	Woodcrafters, Portland	10:00 AM – 3:00 PM
06/10	TBA	Rockler, Beaverton	11:00 AM
06/10	Multi-Tools	Woodcraft, Tigard	1:00 PM – 2:00 PM
06/10	TBA	Woodcrafters, Portland	10:00 AM – 3:00 PM
06/17	Creative Box Making	Rockler, Beaverton	11:00 AM
06/17	Turning Bottle Stoppers	Woodcraft, Tigard	1:00 PM – 2:00 PM
06/17	TBA	Woodcrafters, Portland	10:00 AM – 3:00 PM
06/24	Drawer-Box Making & Slide Mounting	Rockler, Beaverton	11:00 AM
06/24	Flattening a Slab with a Router	Woodcraft, Tigard	1:00 PM – 2:00 PM
06/24	TBA	Woodcrafters, Portland	10:00 AM – 3:00 PM

Many other fine classes and demos are available from these local stores:

Rockler, Beaverton, 503-672-7266, <http://www.rockler.com/retail/stores/or/portland-store>

Woodcraft, Tigard, 503-684-1428, <http://www.woodcraft.com/stores/store.aspx?id=312>

Woodcrafters, Portland, 503-231-0226, <http://www.woodcrafters.us/>

BULLETIN BOARD

Position Available: Commissioned Sales Rep

North Woods is a small family business providing Pacific NW wood to Woodworkers. Our new division, Vivid, specializes in stabilized wood. Our territory is primarily domestic US, with a rapidly expanding International market.

We have a commissioned Sales Rep part time to full time opening for outside sales in a partially developed territory with an existing book of business. Responsibilities to include serving existing customers and developing new ones, primarily through phone and email, plus an occasional trade show.

Must have extensive experience in outside sales. Helpful to have a general knowledge of wood; be self starting, organized; have excellent customer service skills, positive attitude and be low-to-no-drama.

Perks: Positive work environment and team, some flexibility with schedule, "Green" business, will provide product training. Appropriate for retired or semi-retired Sales Rep.

Please send letter of intent and resume to Service at nwfiguredwoods.com
800-556-3106, www.nwfiguredwoods.com, vivid@stabilizedwoods.com



Save the Date

North Woods Open House & Warehouse Sale
July 8th



OUR BUSINESS PARTNERS

We encourage our Northwest Woodturners members to visit these business partners to find the many great products they carry and to stock up on the necessary items for your wood turning needs.

Be sure to remind the sales clerk that you are a member of Northwest Woodturners! Our business partners provide NWWT with generous gifts based on member purchases.






Burl • Turning blanks
Slabs • Lumber

FREE SHIPPING
OVER \$99

US retail orders only
use
FREE SHIP 99
coupon code at checkout

www.nwfiguredwoods.com
(800) 556-3106



**Doctor's
Woodshop LLC**

Woodturning Finishes

doctorswoodshop.com

WOODCRAFT®

Helping You Make Wood Work®

Hours

Sunday 9am-5pm • Monday 9am-7pm • Tuesday 9am-7pm
Wednesday 9am-7pm • Thursday 9am-9pm • Friday 9am-7pm
Saturday 9am-6pm

Independently Owned
& Operated Franchise
12020 SW Main Street
Tigard, OR 97223

Phone: (503) 684-1428
Toll Free: (866) 684-1428
Fax: (888) 312-9663
woodcraft312@woodcraftportland.com



Create with Confidence™

10% off non-sale items for club members
(excludes power tools, Leigh and Porter-Cable dovetail jigs, CNC Shark)

11773 SW Beaverton-Hillsdale Hwy, Beaverton, OR 97005
(503)672-7266 store17@rockler.com

Delta, JET, and Powermatic lathes, turning tools, turning stock,
turning kits, abrasives, finishes, plus a whole lot more!

THANK OUR BUSINESS PARTNERS

Here's a suggestion: When you get home from purchasing a treasured item from one of our business partners who gave you a discount because you are a member of NWWT, take a moment and contact them via their web site or an e-mail and thank them for supporting NWWT.

EDITOR'S NOTES

All Newsletters can be accessed from the NWWT website www.northwestwoodturners.com. If you do not have internet access, provide me with your mailing address and newsletters will be sent via USPS.

If you do not receive a courtesy email from me by the beginning of the month indicating that a new newsletter is available on line, please send me your current email address.

Submissions to the newsletter are due by the last Thursday of the month. Articles, tips, web links, classified ads, or other woodturning-related items are welcome.

Jim Schoeffel
503-591-9066
jschoeffel@aol.com

For other business inquiries contact Northwest Woodturners at:
Northwest Woodturners, P.O Box 1157, Lake Oswego, OR 97035

Membership has benefits! Show your NWWT Membership Card to receive a discount off your purchase at Gilmer Wood, Rockler, Woodcraft, Woodcrafters, North Woods, and Crosscut Hardwoods.



Northwest
Woodturners
P.O. Box 1157
Lake Oswego OR 97035