

Northwest Woodturners



A Chapter of The American Association of Woodturners

Volume 22, Issue 04 The woodturners' local resource

April 2017

PRESIDENT'S MESSAGE

Hi Woodturners,

Hopefully, as many of you as possible took advantage of the Second Oregon Woodturning Symposium a few weeks ago in Albany. I attended demonstrations by Stuart Mortimore, Stuart Batty, Al Stirt, Dixie Biggs, Michael Blankenship and Nick Cook. The instant Gallery was an amazing display of Oregon, Washington, and California talent.

Michael Blankenship's demonstrations were particularly inspiring. Michael taught himself to turn after going blind in his 50's. If Michael can persevere and succeed, so can we. I purchased from Michael one of his segmented, hollowed Christmas ornament shown in the photo.


Throughout my 20+ years of turning I've focused on turning rather than carving or surface treatments. I think I may have to try some new things having watched Al Stirt and Dixie Biggs demonstrate surface embellishments.

I would like to take a moment to thank everyone who volunteered to make our Symposium demonstration room successful including Roger Crooks, Jim Schoeffel, Jeff Littman, Arnie Hollander Bill Karrow, Mike Porter, and especially Mike Meredith. Mike's fingerprints were all over our success at providing equipment, logistics, and staffing for demo room #2. Without his time, energy, and dedication we couldn't have succeeded. I'm sure there are others who participated -- thanks for your efforts.

I'd also like to thank our March meeting demonstrator, Rick Rich of Southwest Washington Woodturners, for his Windsor stool demonstration. Please remember to sign up for Rick's all day class scheduled on 5/13 at Cottage 5.

Lane Phillips will be visiting Cascade Woodturners in April for the April Meeting, an all day demonstration the following day, 4/21, and an all day hands on class Saturday, 4/22. For more details see the article later in this newsletter or visit Cascade Woodturners' website.

— Steve



CLUB INFO

Northwest Woodturners

www.northwestwoodturners.com

Meetings are held at 7:00PM on the
1st Thursday of each month at
The Multnomah Arts Center
7688 SW Capitol Hwy
Portland, OR 97219

President

Steve Newberry
lanewb1@aol.com

Vice President

Mike Porter
tmikeporter@gmail.com

Secretary

Max Vega

Treasurer

Roger Crooks

Directors

Bill Giffin	Lynne Hemmert
Barbara Hall	Bill Herrold
Richard Hall	Mike Meredith
	Jim Schoeffel

Staff Volunteers

Library

Lynne Hemmert
Alex McDowell

NWWT Store

David Hollister
Roger Crooks

Equipment

Bill Herrold

Demo

Coordinator
Bill Giffin

Monthly Raffle

Jackie Yi

Education

Terry Tanner

A/V Backup

Bill Karow

Web Site

Barbara Hall

Newsletter Editor

Jim Schoeffel
jschoeffel@aol.com
503-591-9066

VP's CORNER

Greetings to all. This month's demo by Tom Willing is topical and seasonal as he demonstrates how to turn an egg shape in our lovely spring season...we are going to have spring, aren't we? More than just a curiosity or cute, an egg requires some deftness with the spindle gouge and skew, depending on your choice, to turn the shape successfully.

On the website is a document that Tom wrote to fully explain the process you'll see at our April 6th meeting. Tom practiced by teaching the process to me. I've since practiced on my own and even had to return to his shop for more coaching. Chucking the eggs to acquire smooth ends was my challenge. I do OK with the skew and the gouge, but I have more to work on. I hope this demo will challenge you to improve your skills.

Looking ahead, I hope you consider attending the Windsor Stool Class that will be taught by Rick Rich on Saturday, May 13th, from 9:00 am to 4:00 pm. Terry Tanner, our class coordinator, made the arrangements for it to be held at Cottage 5 at the MAC. Rick was our March demonstrator and his demo making the stool was well received. The Board set the fee at \$75 for this one-day class and that includes materials! So, for those who sign up and show up you will receive the benefit of an experienced instructor and leave the class with a 4 legged stool. Rick will also provide his step-by-step instructions in a document so that you may make another stool on your own.

After attending the Oregon Woodturning Symposium, my head is just spinning with ideas for the future for our Club and for my workshop activities. I met so many local, regional and national turners, I'm excited for the big AAW show to be in Portland next year. In the meantime, there'll be more happening at our Club meetings. Keep checking the Events page on our web site so you are informed.

And, as always, the Board wants to serve you, the members, so let us know what you like and would like to see at meetings.

— Mike Porter

APRIL 2017 PROGRAM – TOM WILLING

Our very own Tom Willing will take the mystery out of turning one of the most elemental forms in nature, the egg. Elemental it may be, but it is a challenge to any turner as the shape is an ever changing surface from end to end. Tom, however, has a process that will give you two methodical approaches to turning this shape.

**LIBRARY NEWS**

Look around the house and the DVD player and collect all NWWT property and bring it to the next meeting. The Library cart is getting empty. We would like the items return so that someone else can look at them.

Thanks, Lynne Hemmert CLU

RICK RICH WINDSOR STOOL CLASS — MAY13,2017

Date: May 13th, Saturday

Location: Cottage 5, Multnomah Arts Center

Time: 9am-3pm

Cost: \$75 (includes materials)

If you enjoyed Rick Rich's excellent demo at the March NWWT meeting where he showed us how he makes a Windsor stool, a useful and traditional piece of furniture, then you'll love this class. You'll receive instruction in repetitive spindle turning for the legs and face work for the seat. Included will be Rick's methods for laying out and drilling the seat for the legs and glue up. His approach will be useful for other similar furniture such as a taller stool.



Rick uses a direct and helpful approach to his demonstrating and teaching. His methods are very thorough and he addresses all the details. Having made over 30 of these stools, his method is well thought out and proven.

There's only room for eight students, so sign up now on the NWWT web site Events page (<http://www.northwestwoodturners.com/events>). Cost includes the materials to make one four legged stool from maple.

Important:

- Bring your safety equipment - eye protection, dust protection and ear protection.
- Bring your turning tools and be sure your name is on all of them.

LEE PARKS ESTATE SALE — APRIL 29, 2017

Lee Parks was NWWT president a number of years ago and is now in poor health. He and his wife are moving into assisted living this month and are selling their house. While Lee was an avid turner, he also has a full woodworking shop with all the power tools you would expect. He grew up on a farm where they never threw anything away so he has lots and lots of stuff that we need to sort and price.

Because of the size, we are partnering with the Guild of Oregon Woodworkers to stage this sale. It will be a lot of work. We need about 15 volunteers on Friday the 28th at their house in Newberg to stage the sale and price all the items. We also need 6-8 volunteers to work the sale which will be on Saturday April 29 from 10:00 am - 2:00 pm.

Please let Roger Crooks know (nwwt.rogercrooks@comcast.net) if you can help on Friday and/or Saturday.

TURNIN' N LEARNIN' — CHAPTER 12 by Mike Porter

Hi, once again, fellow "Learnin' Turners" ...the 2nd Oregon Woodturning Symposium this past month was wow...wow, and wow again! Great fun, instructive, and inspiring. Being there had my brain working over-time, and it still is. I woke up last night having had a dream that I was manning a booth at the Beaverton Farmer's Market and folks were lined up to buy my turnings.

Whenever one returns home after an experience like this the classic metaphors pop up..."it was like being a kid in a candy store" ...or "drinking from a fire hose". I have my twist on this..." it was surfing the internet but on the set of a reality TV show". There was a lot of information and real people to talk and relate to. There were helpful conversations with vendors about their products, and many buying opportunities...I found some gorgeous pure white holly turning blanks to make snowmen ornaments out of. I fell in love with a Vicmarc lathe on display by Woodworkers Emporium out of Las Vegas. Did you know there is a special chuck made just for off center turning?

There was nothing virtual about having Dave Schweitzer of D-Way Tools demonstrate his spindle roughing gouge for me. I'd seen three demonstrators use the spindle roughing gouge like a finishing tool and wanted to know more. Yep, I bought one! Had a nice conversation with Brent English, the Robust Lathe company founder, uh, no, I didn't buy one of those! But they are a beautiful machine.

It was the real deal to attend two Stuart Batty demos and watch him do extra demos out in the hall; he's a master with steel and wood. I found that if I listened past his assertions, which some ascribe to "I know it all", and really watched and considered his teachings, I realized he has a lot to teach turners at my skill level. I learned that the bowl gouge is more useful than I am taking advantage of. He also makes a convincing case for the 40/40 grind that I first learned about from Ashley Harwood a year ago.

I thoroughly enjoyed talking to other turners..."What do you turn on? What wood do you like? What do you think of this 40-40 grind? How does this OWS compare to the AAW Symposium?" I now have three sources of myrtle wood in Oregon's "Greater Bay Area". I had breakfast with Dixie Biggs and Kathleen Duncan. I was able to connect with Reed Gray, Carl Jacobsen, Nick Cook...other regional turners like Molly Winton... and our August picnic auctioneer, Dave Colson, who was there to conduct the auction. I met Linda Ferber of the AAW who selected my February article for the AAW Fundamentals publication. What a treat it all was.

Nick Cook was very inspiring. Nick's message that I picked up on was that making simple items is an effective learning experience; it's the repetitive cut practice you need to have to improve. Nick uses the skew but like Batty he uses the bowl gouge and spindle roughing gouge for more cutting actions than I do and it's easier and faster than a skew.

But the Inspiration Award goes, without question, to Michael Blankenship who went blind at age 50, and THEN learned to turn a few years later (see photos at right). If he can turn well enough to do demos at a symposium, then so can I. And, guess what...so can you. So, back to the shop for me it is with my new learnings. Safe turning to you all.



Lane Phillips at Cascade Woodturners April 20, 21 & 22

Lane Phillips, a professional woodturner from Spanish Fork, Utah will be demonstrating in Portland on April 20th and 21st, and teaching a hands-on class on April 22nd.

Lane Phillips started turning professionally in 1982 after writing his master's thesis on spalted wood at Brigham Young University (BYU). Lane is well known for his extraordinary lathe work of bowls, vases and sculptures. Lane is an exceptional educator and author who has demonstrated at BYU, American Association of Woodturners, and Southern States Symposium, as well as many clubs. He has taught for John C. Campbell and Craft Supplies USA for many years. Lane has no distinct style, shape or embellishment because every piece of wood requires a different approach to release its beauty. He is known for working with rings to increase strength or beauty. He is also known for his translucent work with soft woods, especially spalted wood.

THURSDAY EVENING DEMONSTRATION:

On Thursday evening, April 20th, Lane will demonstrate turning an "upside-down, natural edge bowl form. The demonstration is open to all. Please see CascadeWoodturners.org under "Events."

FRIDAY ALL-DAY DEMONSTRATION:

On Friday, April 21st, Lane will give an all-day demonstration, showing how to answer what is often a woodturner's most basic and important question: "what shall I make from this piece of wood?" He will also show how to turn a three-footed bowl. The demonstration is open to all. The cost of this all-day demonstration is \$35 and you can register and pay on Cascade's website at CascadeWoodturners.org, by clicking on "Events," or you can pay at the door.

SATURDAY ALL-DAY CLASS:

On Saturday, April 22nd, Lane will teach an all-day class helping students to turn a vessel with an inset ring and to carve three feet on that vessel.

The cost of the all-day class will be \$135. Registration is limited to eight people, and each registrant will have a small lathe to use. Only members of Cascade Woodturners can register until April 8th. After that registration will be open to all. You can register and pay for this class on Cascade's website at CascadeWoodturners.org, by clicking on "Events."


If you have questions please contact Harvey Rogers at HarveyRogers@gmail.com.



2017 OREGON WOODTURNING SYMPOSIUM INSTANT GALLERY



2017 OREGON WOODTURNING SYMPOSIUM INSTANT GALLERY (continued)



2017 OREGON WOODTURNING SYMPOSIUM INSTANT GALLERY (continued)



MARCH CHALLENGE — DECORATIVE FINISHES

Editor's Note: The Happy Gnome (courtesy of Bruce Jackson) is included in the pictures to give a sense of size. His head (a golf ball) is about 1.7" (43 mm) in diameter and he is about 3.2" (81 mm) tall.

Challenge Winner

Jim Hall



Box with Threaded Lid

Decorated using a Rose Engine

Walnut (with Maple insert)

2-1/2" dia. x 2-1/2" H plus 2-1/4" Finial

Jim Hall

Box with Friction Fit Lid

Decorated using a Rose Engine

Rock Maple

2-3/4" dia. x 2-1/4" H plus 1" Finial



John Beechwood

Pixie Bowl

5-1/4" dia. x 5" H plus 1-3/4" Figurine



MARCH CHALLENGE — DECORATIVE FINISHES (continued)

Maple Lidded Vessel

Pierced, carved and colored
1-1/2" dia. x 3-3/8" H plus 2-1/2" Finial



Bill Giffin



Maple Vase

Carved and colored
9-3/4" dia. x 6-1/2" H

Elm Vase

Pierced, carved and colored
7-1/4" dia. x 7-1/4" H



Black Walnut Platter
Pierced, carved and colored
18-1/4" dia. x 1-3/4" H



MARCH SHOW-n-TELL

Editor's Note: The Happy Gnome (courtesy of Bruce Jackson) is included in the pictures to give a sense of size. His head (a golf ball) is about 1.7" (43 mm) in diameter and he is about 3.2" (81 mm) tall.

Winner Sea Urchin & Madrone Ornaments
Miguel Hernandez From left: 6" L, 6" L, 7" L, 7" L



Lynne Hemmert Pear Bowl
 9" dia. x 4" H



John Beechwood Black Walnut Footed Bowl
 8-1/2" dia. (7-1/4" sq.) x 2-3/4" H



Mike Meredith Burl Bowl (unknown wood)
 9-3/4" dia. x 3" H



Jim Schoeffel

Redwood Burl Bowl
 5-3/4" dia. x 2-1/4" H x 1-1/2" D

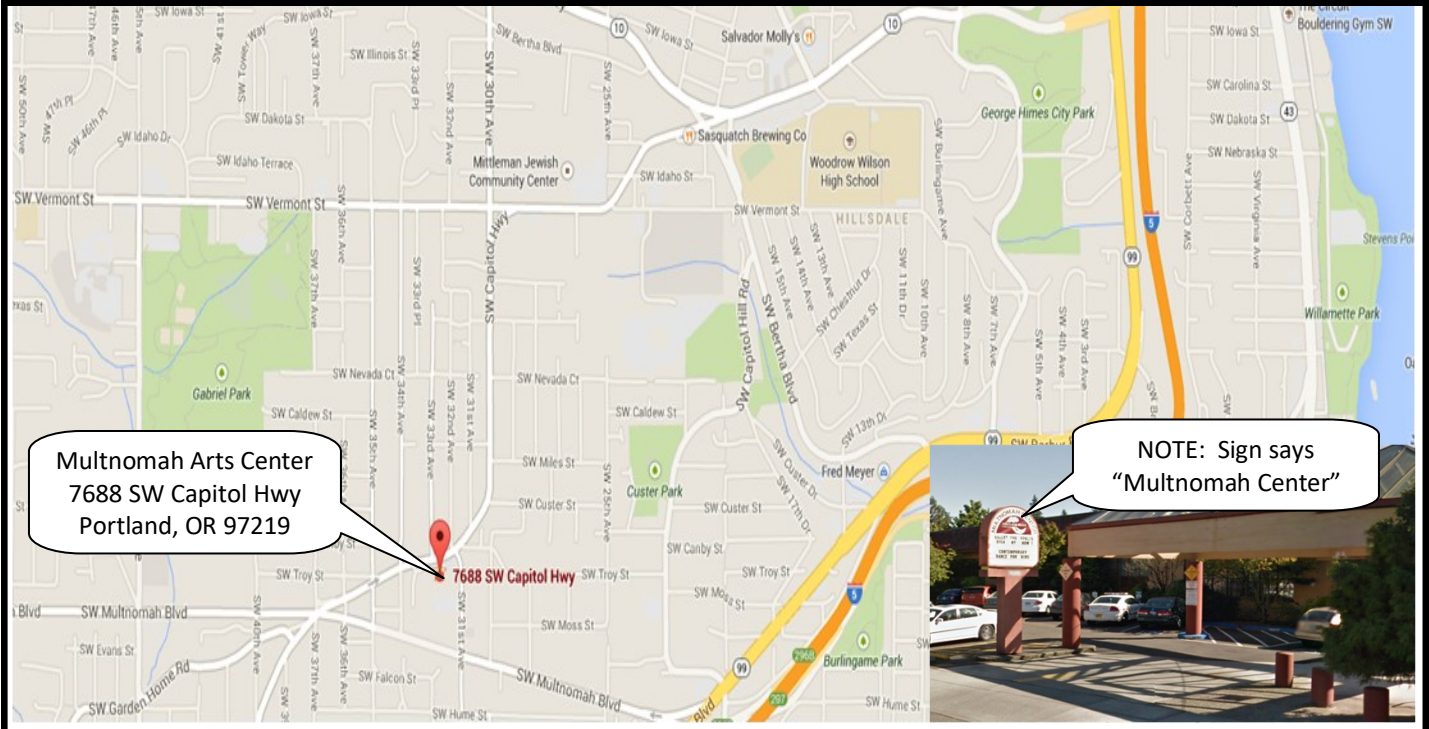


10-1/2 oz Wine Glasses, 6" Tall
 Walnut Stems & Dyed Birch Accents



Steve Newberry Hollow Top with Threaded Lid
 2-1/4" dia. x 2-1/2" T



MAP TO THE MULTNOMAH ARTS CENTER**7688 SW Capitol Hwy, Portland, OR 97219****NORTHWEST WOODTURNERS MEETING SCHEDULE AND PROGRAMS****1st Thursday at 7:00 PM****The Multnomah Arts Center, 7688 SW Capitol Hwy, Portland, OR 97219**

2017	Program	Challenge
Thursday, January 5	Annual Tool Swap Meet	none
Thursday, February 2	Michael Ferreira (Decorative Finishes)	Reassembled Bowls
Thursday, March 2	Rick Rich (Windsor Stool)	Decorative Finishes
Thursday, April 6	Tom Willing (Eggs)	Windsor Stools
Thursday, May 4	Miguel Hernandez (Multi-axis Turning)	Eggs
Thursday, June 1	Lloyd Johnson (Trends in Segmented Turning)	Multi-axis Spindle work
Thursday, July 6	Tania Radda (Cold Bending Wood)	Segmented work
Saturday, August 5	Annual Auction and Picnic	none
Thursday, September 7	Richard Dlugo (Toys)	Winged Bowls
Thursday, October 5	TBD	Carved or Textured Pieces
Thursday, November 2	Elections	TBD
Thursday, December 7	No Meeting	Happy Holidays!

NOTE: Challenge topics were changed in February to better align with the demonstration topics.

OTHER WOODTURNER CLUBS 2017 MEETINGS AND PROGRAMS

Please visit the individual club websites to verify the information presented below.

Cascade Woodturners (Portland, OR) (www.cwa49.wildapricot.org)

3rd Thursday, 6:45 PM at the Willamette Carpenters Training Center,
4222 NE 158th Ave., Portland, OR 97230

April 20: Lane Phillips (Turning an "Upside Down" Natural Edge Bowl)

April 21: Lane Phillips All-Day Demo (Three-footed Bowl)

April 22: Lane Phillips All-Day Class (Turning a Bowl with Inset Ring and Three Feet)

May 18: TBA

Willamette Valley Woodturners (Salem, OR) (www.willamettevalleywoodturners.com)

2nd Thursday, 6:30 PM at the Salem Center 50+, 2615 Portland Rd, NE Salem, OR 97303

April 13: Steve Newberry (Earring Stand)

May 18: TBA

Beaver State Woodturners (Eugene, OR) (www.beaverstatewoodturners.com)

4th Thursday, 6:00 PM at the Woodcraft Store, 1052 Green Acres Rd, Eugene, OR 97408

April 27: Reed Gray (Safety and Avoiding Catches)

May 25: Terry Gerros (TBA)

Southwest Washington Woodturners (Vancouver, WA) (www.southwestwashingtonwoodturners.com)

4th Wednesday, 7:00 PM at The Friends of the Carpenter's Center, 1600 West 20th St, Vancouver, WA

March 22: Lloyd Johnson (WoodturnerPro Software for Segmented Work)

April 26: TBA

Woodturners of Olympia (Olympia, WA) (www.woodturnersofolympia.org)

4th Thursday, 6:30 PM at the Thurston County Fairgrounds, Carpenter Road SE, Lacey, WA

March 23: Vern Tator (Lidded Boxes)

April 27: TBA

2017 NATIONAL & REGIONAL SYMPOSIA and EVENTS

January 7, 2017

Family First: Woodturning Workshop with Charles Farrar
Charlotte, NC

January 9 – March 3, 2017

Eight-week Turning Intensive at Center for Furniture Craftsmanship
Rockport, ME

January 20 – February 19, 2017

Wood Works: A Regional Exhibition
Watkinsville, GA

January 21 – April 16, 2017

Bartram's Boxes Remix at Fuller Craft Museum
Brockton, MA

January 27-28, 2017

Tennessee Association of Woodturners Woodturning Symposium
Nashville, TN

March 4-30, 2017

Big Island Woodturners Invitational 19th Annual Exhibit
Hilo, HI

March 10-12, 2017

Southern States Woodturning Symposium
Cartersville, Georgia

March 17-19, 2017

2017 Oregon Woodturning Symposium
Albany, OR

April 1-2, 2017

Totally Turning 2017
Saratoga Springs, NY

April 8, 2017

Terry Martin & Zina Manesa-Burloiu Demo, Pop-Up Show and Lecture
Brockton, MA

May 20-22, 2017

David Ellsworth at Badger Woodturners
Monticello, WI

June 22-25, 2017

2017 AAW Symposium
6/22/2017 » 6/25/2017
Kansas City, MO



LOCAL WOODWORKING STORE FREE DEMOS

Please visit the store websites to verify the information presented below.

Date	Demo	Location	Time
04/01	CNC Machine in the Woodshop	Rockler, Beaverton	11:00 AM
04/01	Sharpening Basics	Woodcraft, Tigard	1:00 PM – 2:00 PM
04/01	TBA	Woodcrafters, Portland	10:00 AM – 3:00 PM
04/08	SawStop Saws	Rockler, Beaverton	11:00 AM
04/08	Turning a Baseball Bat	Woodcraft, Tigard	1:00 PM – 2:00 PM
04/08	TBA	Woodcrafters, Portland	10:00 AM – 3:00 PM
04/15	Wood Finishing with the Rockler HVLP Sprayer	Rockler, Beaverton	11:00 AM
04/15	Making a Cutting Board	Woodcraft, Tigard	1:00 PM – 2:00 PM
04/15	TBA	Woodcrafters, Portland	10:00 AM – 3:00 PM
04/22	Scroll Saw Projects	Rockler, Beaverton	11:00 AM
04/22	Turning Basics	Woodcraft, Tigard	1:00 PM – 2:00 PM
04/22	TBA	Woodcrafters, Portland	10:00 AM – 3:00 PM
04/29	TBA	Rockler, Beaverton	11:00 AM
04/29	Crosscut Sled	Woodcraft, Tigard	1:00 PM – 2:00 PM
04/29	TBA	Woodcrafters, Portland	10:00 AM – 3:00 PM

Many other fine classes and demos are available from these local stores:

Rockler, Beaverton, 503-672-7266, <http://www.rockler.com/retail/stores/or/portland-store>

Woodcraft, Tigard, 503-684-1428, <http://www.woodcraft.com/stores/store.aspx?id=312>

Woodcrafters, Portland, 503-231-0226, <http://www.woodcrafters.us/>

BULLETIN BOARD

Wanted: 6" Jointer

Looking for a 6" jointer to buy. Contact Mike Larson 503-616-5538.

Wanted: Co-Exhibitor for Gathering of the Guilds

Are you looking for an opportunity to sell your art work at a prestigious arts & crafts show? Gathering of the Guilds is one of the premier arts & craft shows in the NW. If you have never done a show before, I will help you get setup and running. People that come to an event like this come to buy, and they bring money. I have a 10'X10' booth for now but we may be able to get a 10'X15' space. Last year Phil Lapp & I were complemented on having the nicest booth with the nicest products at the show. The show is April 21-23 with April 20 setup day. If you make it, people will buy it. For more details contact Bill Giffin at 360-921-2709 or knottygrove@gmail.com. Thanks & stay turned on, Bill Giffin

2017 GATHERING *Of The Guilds*

OREGON
CONVENTION
CENTER


April 21st, 22nd & 23rd
Friday: 10AM - 7PM
Saturday: 10AM to 5PM
Sunday: 10AM to 4PM

777 NE MLK JR BLVD, PORTLAND, OR 97232

Guilds include:
*The Guild of Oregon Woodworkers, Oregon
Glass Guild, Portland Bead Society,
Creative Metal Arts Guild, Portland
Handweavers Guild & Oregon Potters
Association*

LEARN MORE AT WWW.GOTG-PDX.COM

Tai Vautier



Tom Phillips



Toni McCarthy



Solarwinds Studios




Beth Poirier

Svetlana



Kerstin Hilton



Kerin Laurence



YOU'RE INVITED TO THE GATHERING *Of The Guilds*


SIX PORTLAND-AREA GUILDS
HAVE JOINED FORCES TO EXHIBIT
AND SELL ART, FINE CRAFT, AND
GIFT ITEMS, ALL UNIQUE AND OF
EXCEPTIONAL QUALITY.

NOW FEATURING:
OPA CERAMIC SHOWCASE

Judee
Moonbeam



Aviva Brandt Foster



James DeRosso

Kathleen Duncan



Jacquié Walton



Doug Drake

OUR BUSINESS PARTNERS

We encourage our Northwest Woodturners members to visit these business partners to find the many great products they carry and to stock up on the necessary items for your wood turning needs.

Be sure to remind the sales clerk that you are a member of Northwest Woodturners! Our business partners provide NWWT with generous gifts based on member purchases.






Burl • Turning blanks
Slabs • Lumber

FREE SHIPPING
OVER \$99

US retail orders only
use
FREE SHIP 99
coupon code at checkout

www.nwfiguredwoods.com
(800) 556-3106



**Doctor's
Woodshop LLC**

Woodturning Finishes

doctorswoodshop.com

WOODCRAFT®

Helping You Make Wood Work®

Hours

Sunday 9am-5pm • Monday 9am-7pm • Tuesday 9am-7pm
Wednesday 9am-7pm • Thursday 9am-9pm • Friday 9am-7pm
Saturday 9am-6pm

Independently Owned
& Operated Franchise
12020 SW Main Street
Tigard, OR 97223

Phone: (503) 684-1428
Toll Free: (866) 684-1428
Fax: (888) 312-9663
woodcraft312@woodcraftportland.com



Create with Confidence™

10% off non-sale items for club members
(excludes power tools, Leigh and Porter-Cable dovetail jigs, CNC Shark)

11773 SW Beaverton-Hillsdale Hwy, Beaverton, OR 97005
(503)672-7266 store17@rockler.com

Delta, JET, and Powermatic lathes, turning tools, turning stock,
turning kits, abrasives, finishes, plus a whole lot more!

THANK OUR BUSINESS PARTNERS

Here's a suggestion: When you get home from purchasing a treasured item from one of our business partners who gave you a discount because you are a member of NWWT, take a moment and contact them via their web site or an e-mail and thank them for supporting NWWT.

EDITOR'S NOTES

All Newsletters can be accessed from the NWWT website www.northwestwoodturners.com. If you do not have internet access, provide me with your mailing address and newsletters will be sent via USPS.

If you do not receive a courtesy email from me by the beginning of the month indicating that a new newsletter is available on line, please send me your current email address.

Submissions to the newsletter are due by the last Thursday of the month. Articles, tips, web links, classified ads, or other woodturning-related items are welcome.

Jim Schoeffel
503-591-9066
jschoeffel@aol.com

For other business inquiries contact Northwest Woodturners at:
Northwest Woodturners, P.O Box 1157, Lake Oswego, OR 97035

Membership has benefits! Show your NWWT Membership Card to receive a discount off your purchase at Gilmer Wood, Rockler, Woodcraft, Woodcrafters, North Woods, and Crosscut Hardwoods.



Northwest
Woodturners
P.O. Box 1157
Lake Oswego OR 97035