

NORTHWEST WOODTURNERS



Founded 1995 Pacific Northwest Oregon Chapter of The American Association of Woodturning

AAW AMERICAN ASSOCIATION
OF WOODTURNERS

MARCH 2021



NORTHWEST WOODTURNERS

PRESIDENT'S MESSAGE • ROGER CROOKS



Power – many of you learned what a wonderful and necessary resource electricity is, as many experienced days of no heat, some with no water, and worst of all, no lathe. This was what life was like for our great-grandparents years ago. Be honest – how many of you still flipped the light switch on in the bathroom, even after several days of no power.

Fortunately, I did not lose power but outside work was out of the question, so I made good use of my time in building a website –

www.rogercrooks.com

The impetus for doing this was the Gathering of the Guilds Show in early May. It is online this year rather than at the Oregon Convention Center where we have had up to 18,000 visitors in past years. I seldom sell anything as, like many of you, I give away my work or donate it to a good cause. But my closet was full. I found some items I don't remember even making. So, with camera in hand, I took lots of pictures, learned website programming and went to work.

The reason I tell you this is so you will think about your work, keep track and show others what you have made. To make that easy for everyone, I remind you of the **"Photo Album"** feature on our website. See article below. Post your pictures there for all to see. Did you have an item in Show and Tell – if so, we have high-quality photos that you can use rather than take them yourself.

For those who do set up an Photo Album, we'll post the names in the newsletter.

Turning Talk - March 20, 2021

It's amazing how a group of people with a common interest can talk for an hour with no agenda or specific topic. If you have never participated in one, join us in March and see what your fellow turners are thinking about. Past sessions are on the website – just click on the Calendar link and find the one you want to listen to.

General Meeting - March 4th, 2021 – Betty Simnitt – Basket Illusions

This month's meeting features our own Betty Simnitt doing her basket illusions. She is an amazing person who started out as a woodcarver and once she bought a lathe, got hooked. She now combines turning and carving in most of her work. Betty goes through all the steps from turning the initial bowl to painting the pattern. I've been editing her video and I know all of you will enjoy an excellent demonstration.

(continued next page)

CLUB INFO

NORTHWEST WOODTURNERS

www.northwestwoodturners.com

Meetings are held at 7pm on the 1st Thursday of each month at:

The Multnomah Arts Center
7688 SW Capitol Hwy
Portland, OR 97219

[\[map\]](#)

President

[Roger Crooks](#)

Vice President

[Kevin White](#)

Secretary

[Kevin Jesequel](#)

Treasurer

[Mike Meredith](#)

Directors

Steve Newberry Sarah Livingston
Dave Wood Richard Hall
Barb Hall Jim Schoeffel

STAFF VOLUNTEERS

Raffle Coordinators

Jackie Yi Kim Talley

Librarians

Lynne Hemmert Alex McDowell

Photographer

Jim Schoeffel

Webmaster

Roger Crooks

Storekeeper

John Sutter

Newsletter Editor

[Bill Karow](#)

(503) 490-0325

PRESIDENT'S MESSAGE (CONT'D)

General Meeting - April 1, 2021 - David Ellsworth

What can I say – One of the founding fathers of the AAW and known throughout the world, we will have David live in our homes. What will he demo – who cares, it's David Ellsworth!

NWWT Store

Hopefully, everyone picked up their orders from the last period. Our plan is to open the store every few months. Many thanks to John Sutter for the labor and Lui for the brains of the store management 😊

Community Projects

Don't forget to keep your eyes open for a community project that the club can work on this year.

—Roger



VP'S "TURN ON THINGS" • KEVIN WHITE



We have some exciting new additions to the 2021 Calendar.

Before I get into upcoming meetings, I just have to say I hope you enjoyed the demo by **Michael Alguire** at our **February** meeting. It was informative, fun to watch, a good pace and well done.

At our **March 2021** meeting, we will have **Betty Simnitt** doing her specialty of the **Basket Illusion Technique**. She says, and I quote:

"I spent my early years as a mechanical engineer. Then went to nursing, spent 35 years in various areas of nursing, then retired as a nurse practitioner in 2015, due to multiple sclerosis.

My woodworking started as a teenager, my dad was a cabinet maker, and I learned many things from him. I moved to Portland in 1996, and that is when I was able to pursue my woodworking in earnest. My wife gave me a Delta MIDI one year for Christmas, and the moment I sat at that lathe for the first time, I was hooked and in love. I am self-taught, books at first and then YouTube. When I outgrew my midi, I moved on to a Nova DVR, and she is still going. Although I would not turn down a Robust with an articulating stand.

I have turned urns, segmented, just about everything, never have turned a pen. My first segmented bowl started out as just a segmented bowl, then I took an old carving tool and took it to my bench grinder and made my first beading tool. That just made my day. Now I turn primarily basket illusion bowls. And carve Gnome homes from cottonwood bark. I love to teach and have done some guest teaching years ago at Sherwood high school shop class. Looking forward to doing more teaching in the future."

As you see from the photos below, she does beautiful work!



VP'S "TURN ON THINGS" • KEVIN WHITE (CONT.)

In **April**, we have **David Ellsworth** doing an Interactive Remote Demo (IRD). David is one of the founders of the AAW and a Lifetime Member who started woodturning in 1958 and has never stopped. He currently resides in North Carolina. He says, and I quote:

"My primary influences come from the energy and beauty of Native American ceramics, the architecture of the American Southwest with its textures, tones and monumentality, and the natural beauty of the material of wood-what I refer to as the most perfectly imperfect material to work with."

"My intent is to capture the simplicity of form, the complexity of surface, and the energy of the interior that is contained by the thin membrane of the wood that defines it. In this regard, it would be fair to call me a wooden potter."

Examples of his work follow:



In **May**, **Roger Crooks** will be our demonstrator. He will be making square plates for us and examples follow:



VP'S "TURN ON THINGS" • KEVIN WHITE (CONT.)

In **June**, **Greg Gallegos** from Haslett, Michigan will be our demonstrator. Greg is a creative turner at times, and a production turner at other times. Below are a couple of his original pieces. *Editor's Note:* You can also check out a lot more of Greg's awesome work at www.instagram.com/naturalselectionstudio/.



In **July**, we will have **Dale Larson** show us how he does the **Oval Bowl**. If time allows, we will have several short videos of our very own club members doing a variety of demonstrations.



August will be the **annual auction** if that is possible due to Covid restrictions. **September** will be more short videos of our own club members demonstrating on various topics.

In **October**, **John Cobb** from Kentfield California will be our demonstrator. He is hoping he will be able to do the demonstration in person. Also, more information on John next month.

—Kevin

NORTHWEST
WOODTURNERS

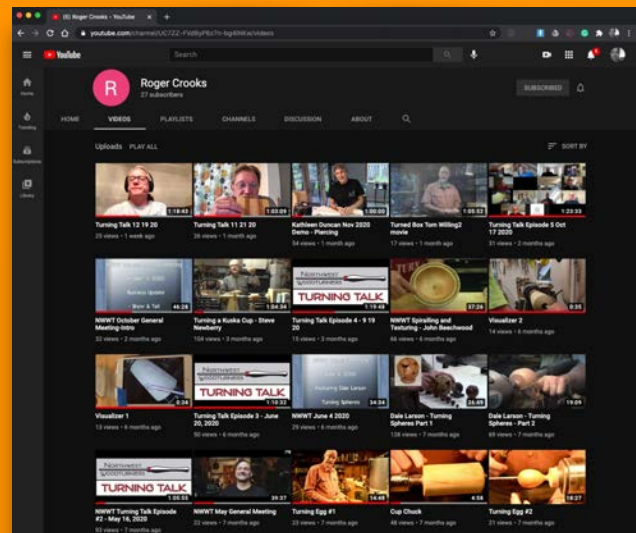
TURNING TALK

—Roger


**NWWT Turning Talk
9-10am Saturday, March 20**



Sunday	Monday	Tuesday	Wednesday	Thursday	Friday	Saturday
27	28	29	30	Oct 1 6:30 PM October Meeting: Steve Newberry - Kuska Cup	2	3
4	5	6	7	8	9	10
11	12	13	14	15	16	17 9:00 AM NWWWT - Turning Tails



NWWT WEBSITE • MEMBER PHOTOS



NEW – Photo Albums – We are introducing Member Photo Albums. You can look at mine as an example. The process to view other members albums is to go to **Member Directory**, search for their name, and you will see their albums. To set up your own albums, instructions are at the top of the **Member Directory/Photo Album** page and also on the following pages of this newsletter.

Your Profile – Now is a good time to review and update your profile. To get to your “Profile,” click on your name in the login box (upper right) after logging in.

—Roger

ADD YOUR PICTURE!

Please add a photo of yourself on your Profile page. **Member Photo** is below your address. **Adding your photo to your Member Page is a great way for the rest of the club to “put a face to your name.”**

Join Us Roger Crooks Change password Log out

User ID 56096316 This field is generated automatically and ca

First name Roger

Last name Crooks

e-Mail nwwt.rogercrooks@comcast.net

Phone 5036160923

Address 10190 SW Washington St
Enter your street address

City,State,zip Portland, Or 97225

Member Photo [Remove / change](#)

A big **THANK YOU** to the twenty NWWT club members who have added their Photo to their Member Directory Page:

Joseph Agosta, Roger Crooks, John Fawcett, Ted Goodridge, Bill Karow, Larry Klick, Denvy Larson, Jack Liskear, Sarah Livingstone, Larry Madsen, James O'Rourke, Wayne Paulson, Mike Porter, Harvey Rogers, Jim Schoeffel, Keith Strauss, Dave Wood, Alan Wood, Mike Worthington, Jonathan Zacharkiw.

CREATING YOUR OWN PERSONAL PHOTO ALBUM ON THE RE-DESIGNED NWWT WEBSITE

Member photo albums are collections of photos that can appear on a member's profile.

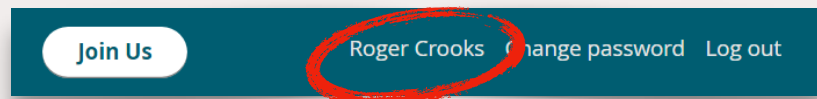
Members can create multiple photo albums and upload photos to their albums. Members can add descriptions to their albums and captions to their photos.

There is a limit of 50 photos for each member photo album. Photos added to member photo albums do **not** count towards your overall file storage limit.

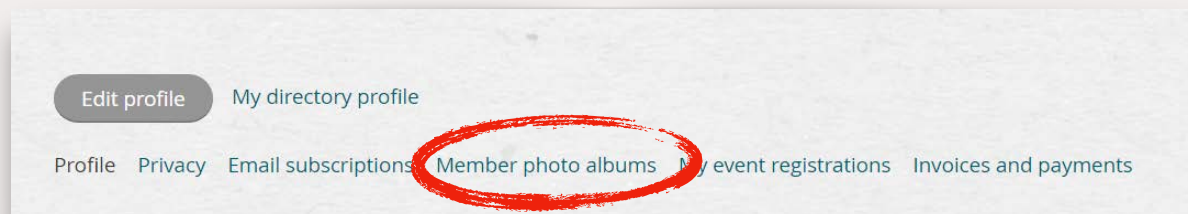
Administrators can control how many albums a member can add to their profile. Both administrators and members can control whether other members and non-members can view their photo albums. Administrators cannot manage photos within member photo albums.

Setting up your own photo albums:

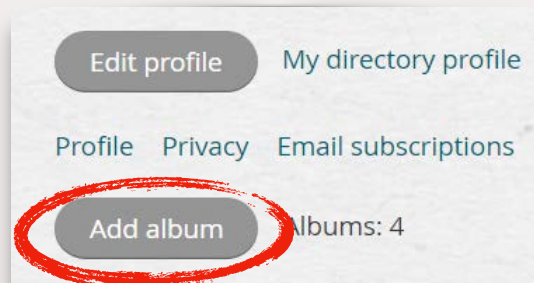
1. Log into the [website](#)
2. Click on your name in the upper right corner



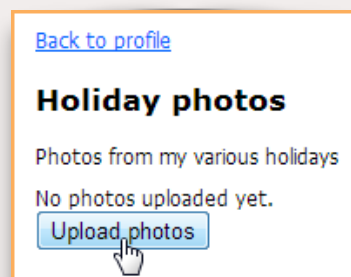
3. Click on **Member photo albums**



4. Click on **Add Album**

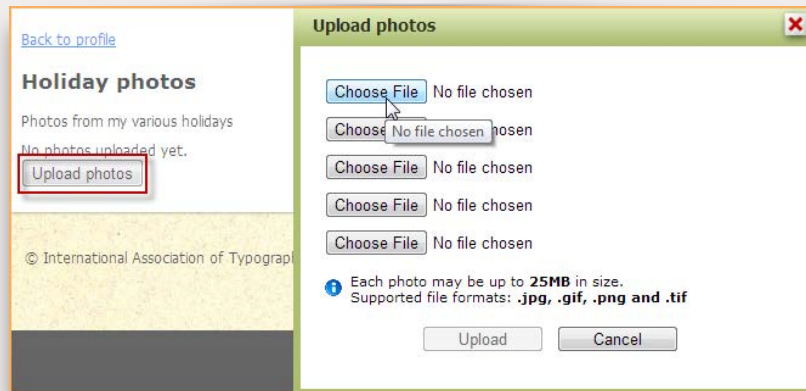


From there you name the album and optionally add a description. Click on **Submit** and then you can add five photos at a time.



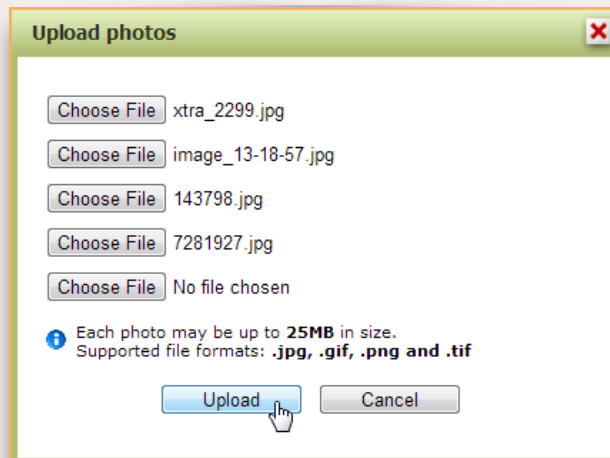
CREATING YOUR PERSONAL PHOTO ALBUM (CONT)

On the dialog box that appears, select up to five images to be uploaded at a time.



You can select photos saved using the following file formats: .jpg, .gif, .png and .tif.

After selecting the files to be uploaded, click the **Upload** button.



The selected photos will be uploaded and added to the photo album.

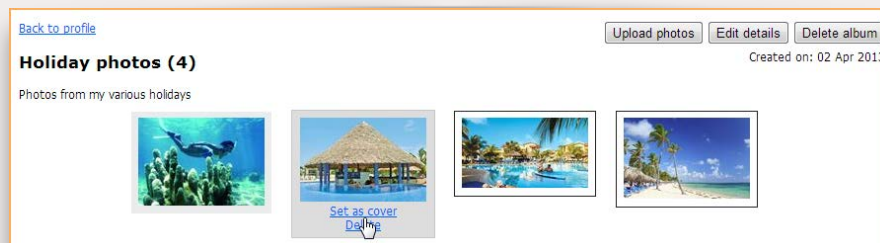
Managing photos:

After adding photos to a photo album, you can set a photo as the album cover, assign a caption to the photo, or delete photos.

Administrators cannot manage photos within member photo albums

Setting a photo as the album cover:

To set a photo as the album cover – so that the photo is used as the thumbnail for the album – hover over the photo within the album then click the **Set as cover** link.



The photo will now appear as the first photo within the album, and as the album cover on the **Member photo albums** page.

CREATING YOUR PERSONAL PHOTO ALBUM (CONT)

Assigning a photo caption:

To assign a caption to a photo, click the photo within the photo album, then click the **Add caption** link that appears below the photo.

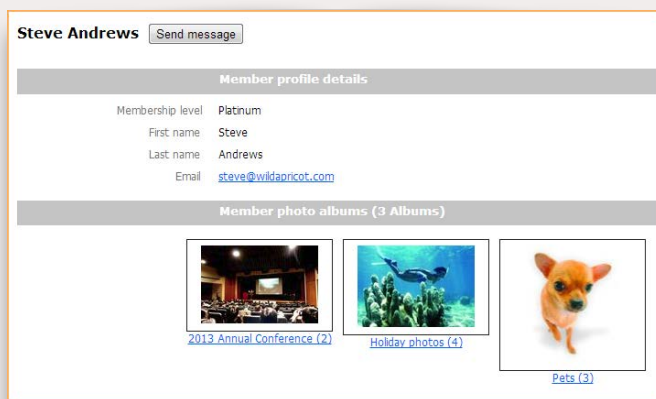
In the field that appears, enter the caption, then click **Save**.

Viewing member photo albums:


Member information is protected to only other NWWT members including the photo albums.

1. Log into the website
2. Go to your profile (see above)
3. Click on Member photo album

On the member's profile, the photo albums will be displayed, using one photo from each album as the album cover.



To view a photo album, the visitor clicks the album cover. Thumbnails will be displayed for each photo in the album.



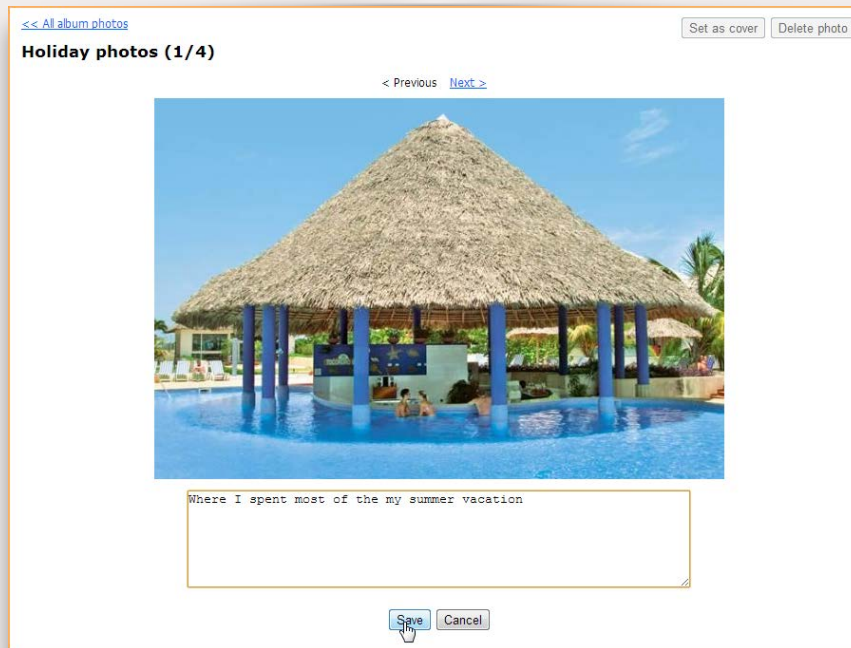
To view a larger version of a photo, click the thumbnail within the photo album page. On the individual photo page, the photo will be displayed as close to full size as can fit on the page.



CREATING YOUR PERSONAL PHOTO ALBUM (cONT)

To view the full version of the photo in a separate browser tab, click the photo within the photo page. To scroll through other images in the album, click the **Previous** or **Next** links.

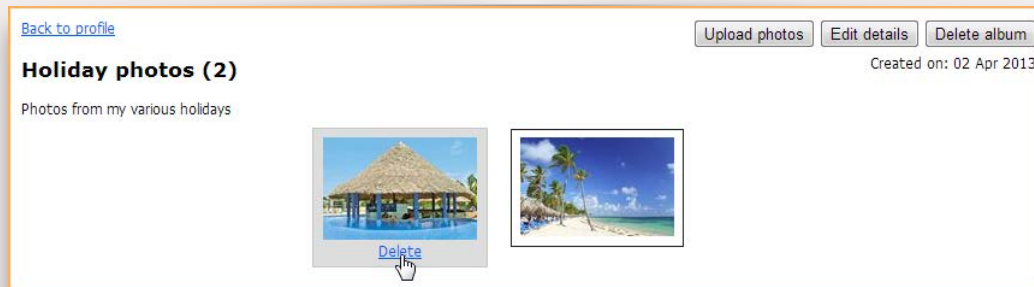
To upload a photo to an album, open the album (if it isn't open already) then click the **Upload photos** button.



The caption will appear below the photo thumbnail within the album and on the individual photo page.

Deleting photos:

To delete a photo, hover over its thumbnail within the photo album page, then click the **Delete** link that appears.



You can also delete a photo from the individual photo page by clicking the **Delete photo** button that appears in the upper right corner.

FEBRUARY SHOW-N-TELL

Reviewing all the work shown at our February online meeting, I was amazed at the variety of unique shapes, sizes and techniques that were employed — Basket Illusion with the detailed interior, a Mimosa natural edge crotch with butterflies that run along the entire crack, first-time piercings in very nice forms, an interesting yarn bowl from highly figured wood, a miniature form that became two when taken off the lathe, a myrtlewood candlestick with nice form and finish, and a Frogwood-inspired piece with multiple miniature cups and bowls.

And that got me thinking... I like to imagine the form I will create before I start turning a chunk of wood. But I also remind myself that there is a good chance that what I end up with will be something different – sometimes slightly, sometimes dramatically. It may be because of "defects" in the wood, or I turned it incorrectly, or that the wood simply does not want to bend to your will.

Whatever the reason, be receptive to change. It makes the process, and the result, all the more enjoyable.

—bk

David Perez



FEBRUARY SHOW-N-TELL (CONT.)

Kevin Jesequel



FEBRUARY SHOW-N-TELL (CONT.)



JANUARY SHOW-N-TELL (CONT.)



JANUARY SHOW-N-TELL (CONT.)

Mike Porter



Tom Willing



AAW MASTER SERIES • LIAM O'NEILL


**AAW Master Series: Liam O'Neill
Wide-Rimmed Bowl – and More!**
Saturday, March 27, 2021 • 8 a.m. Pacific Time

Coming to you directly from Ireland, Liam will use a combination of live and recorded content to demonstrate three turning projects suitable for a variety of skill levels.

- *Signature Wide-Rimmed Bowl*
- *Birdfeeder*
- *Open Bowl, Using a Chainsaw as a Turning Tool*

The chainsaw portion of his demonstration will include safety practices, jigs and fixtures, and shaping and finishing techniques. What's more, Liam will include a special segment about using the "Irish Grind" bowl gouge that he introduced to the U.S. years ago.

Cost: \$10 AAW members, \$15 all others

Registration Notes: Pre-registration required. Replay will be available to registered attendees only.

All experience levels are welcome. The presentation is expected to last approximately 120 minutes. Registration is open through Friday, March 26, at 9 a.m. Pacific Time.



Click here to
Register

IN MEMORIAM • BOB EPSSEN


I received a call today from Bob Espen's wife. Bob passed away Feb 22, 2021 from a massive stroke.

Bob was a long time member of Cascade Woodturners and was very well connected to the world wide community of woodturners. He was a good demonstrator and a great ambassador for the woodturning community. He was a very innovative woodturner.

He served in the Navy, lived in Hawaii, then Alaska and moved to Winlock/ Toledo Washington about 15 years ago. He was involved in harvesting figured woods for the music industry. He will be buried in Willamette National Cemetery.

Bob was just a really nice guy and very generous to everyone.

—Dale Larson



2021 NWWT MEETINGS & DEMONSTRATORS



DUE TO THE COVID, MEETINGS WILL TAKE PLACE ONLINE UNTIL FURTHER NOTICE.

DATE	PROGRAM	MONTHLY CHALLENGE
Thursday, January 7	Mike Meredith — Chainsaw Maintenance, Sharpening and Safety / Tool Swap	Holiday Presents
Thursday, February 4	Michael Alguire — Intricate Hollow Forms	More Holiday Stuff
Thursday, March 4	Betty Simnitt — Basket Illusion Technique	Piercings or Round Wheels (or both)
Thursday, April 1	David Ellsworth — (Need we say more!?)	Basket Illusions (or similar pyrography)
Thursday, May 6	Roger Crooks — Square Plates	Hollowforms
Thursday, June 3	Greg Gallagos	Square Items
Thursday, July 1	Dale Larson — Oval Bowls & Member Short Demos	TBD
Thursday, August 5	Auction (Hopefully)	TBD
Thursday, September 2	More Member Short Videos Demos	TBD
Thursday, October 7	John Cobb — Hollow Form Muggles	TBD
Thursday, November 4	Bill Karow	TBD
Thursday, December 2	No Meeting	Happy Holidays!

OTHER WOODTURNING CLUBS • MEETINGS & PROGRAMS

*Please check individual club websites for current information
on their monthly online meetings.*



WOODTURNERS OF OLYMPIA
woodturnersofolympia.org

2nd TUESDAY of every month @ 6:30pm
First Baptist Church of Olympia
904 Washington St. SE, Olympia, WA 98507 [\[map\]](#)



CASCADE WOODTURNERS
cascadewoodturners.com

3rd THURSDAY of every month @ 6:45pm
Willamette Carpenters Training Center
4222 NE 158th Ave, Portland, OR 97230 [\[map\]](#)



PACIFIC NORTHWEST WOODTURNING GUILD
woodturningguild.com

2nd WEDNESDAY of every month @ 7:00pm
MWA Architects
70 NW Couch St, Portland, OR [\[map\]](#)




SW WASHINGTON WOODTURNERS
southwestwashingtonwoodturners.com

4th WEDNESDAY of every month @ 7:00pm
Friends of the Carpenter's Center
1600 W 20th St, Vancouver, WA 98660 [\[map\]](#)



WILLAMETTE VALLEY WOODTURNERS
willamettevalleywoodturners.com

2nd THURSDAY of every month @ 6:30pm
Center 50+ Senior Center
2615 Portland Rd, NE Salem, OR 97303 [\[map\]](#)



BEAVER STATE WOODTURNERS
beaverstatewoodturners.com

4th THURSDAY of every month @ 6:00pm
Coburg Community Charter School
91274 N Coburg Rd, Coburg, OR 97408 [\[map\]](#)

VENDOR SPONSORS ARE KEY TO OUR SUCCESS!

A key component of our financial stability as a club is our vendor sponsors. Our vendors provide periodic gift certificates for the raffle and our annual auction. In addition we receive product donations from some of them. If that were not enough, some also give individual discounts to club members. All this contributes to our financial health. We encourage all of you to patronize our vendor sponsors. It is good for you, good for them, and good for the club.

—————  *Click on each logo to go to their website*  —————




Gift Certificates



Gift Certificates + Merchandise Donations



10% Off Regular Price



Gift Certificates + Merchandise Donations + 10% Off

Penn State Industries


10% Off Regular Price



10% Off Regular Price



10% Off Regular Prices



Gift Certificates + 10% Off

Special note regarding Northwoods Figured Wood: Northwoods is evolving into a slab supplier and will no longer be in the turning blank business. We are sorry to see them go. They were a huge sponsor for us. We thank them deeply for their historical support and wish them the best in their new endeavor.

BULLETIN BOARD



If you have woodturning tools for sale,
know of a tree being taken down in the near future,
a new source for woodturning stock,
upcoming estate sales,
need help
or have questions that need answering...

[let me know](#) and I will post it on the Bulletin Board section of next month's NWWT newsletter.

EDITOR'S NOTES

Past newsletters can be accessed from the NWWT website [here](#).

If you don't have internet access, provide me with your mailing address, and I will print out a copy, lick a stamp and mail a copy of the newsletter to you via U.S. Postal Service.

If you do not receive a courtesy email from me by the beginning of the month indicating that a new newsletter is available online, please send me your current email address.

Submissions to the newsletter are due by the last Thursday of the month.

Articles, tips, web links, classified ads and other woodturning-related items are welcome! Send them to [me](#).

For other business inquiries, contact Northwest Woodturners at:

Northwest Woodturners
P.O. Box 1157
Lake Oswego, OR 97035



NWWT membership has benefits!

Show your NWWT Membership Card to receive a discount off your purchase at
Gilmer Wood, Rockler, Woodcraft, Woodcrafters, Crosscut Hardwoods and Milwaukie Hardwoods.

