

NORTHWEST WOODTURNERS



Founded 1995 Pacific Northwest Oregon Chapter of The American Association of Woodturning

AAW AMERICAN ASSOCIATION
OF WOODTURNERS

APRIL 2021



David Ellsworth
Natural Edge Bowl Demonstration
April 1, 2021 • 6PM

NORTHWEST WOODTURNERS

PRESIDENT'S MESSAGE • ROGER CROOKS



Life is slowly getting back to normal with indoor dining starting up again, grandparents, in some areas can now hug their grandkids, sometimes for the first time, and vaccines available at your local drug store. NWWT is on the same slow track with starting up Open Shop and Classes this May but with limits. Masks, good air flow, and social distancing will still be required.

Turning Talk – April 17, 2021

One good side effect of COVID was our Turning Talk hour each month that we started up when the shutdown hit us. It's a fast hour, and I have picked up new ideas and turning hints in each session. Last month we talked about harvesting downed trees for which we have abundant options these days. The Turning Talks are all recorded and available — just click on NWWT calendar and find the one you want to listen to.

General Meeting – April 1, 2021 – David Ellsworth – Natural Edge Bowl

No April Fool's joke here. Kevin and I talked with David this week to get ready for the demonstration. Not knowing what to expect from this legend, I found him be like many of us, very personable and friendly but probably with better turning skills.

NOTE: Meeting will start at 6PM (9PM his time) and David will be first up with a 90-minute demonstration which will include short videos on harvesting wood (chainsaw), sharpening (Ellsworth grind) and lots of tips from his 50 plus years turning wood. *Please note that this will not be recorded.*

Open Shop, May 8 – As of March 28, we still have two open spots. Please note that masks and social distancing will be required, and we will have the doors at both ends open for good air flow.

NWWT Classes – Status as of March 28:

Sharpening, May 1 – Three spots are still available. Our extensive sharpening document has been updated to be even more informative. Bring your dull tools and leave with them sharp.

Bowl Basics, May 22 – Sold out, keep your eyes open for the next session this fall.

Spindle Basics, May 23 – Four spots are available. Spindle turning teaches the basic cuts required in most projects. At a turning symposium, one of the demonstrators suggested warming up before you start your turning session by practicing beads and coves for 10 minutes using your skew and gouges.

CLUB INFO

NORTHWEST WOODTURNERS www.northwestwoodturners.com

Meetings are held at 7pm on the 1st Thursday of each month at:

The Multnomah Arts Center
7688 SW Capitol Hwy
Portland, OR 97219
[\[map\]](#)

President
[Roger Crooks](#)

Vice President
[Kevin White](#)

Secretary
[Kevin Jesequel](#)

Treasurer
[Mike Meredith](#)

Directors
Steve Newberry Sarah Livingston
Dave Wood Richard Hall
Barb Hall Jim Schoeffel

STAFF VOLUNTEERS

Raffle Coordinators
Jackie Yi Kim Talley

Librarians
Lynne Hemmert Alex McDowell

Photographer
Jim Schoeffel

Webmaster
Roger Crooks

Storekeeper
John Sutter

Newsletter Editor
[Bill Karow](#)
(503) 490-0325

PRESIDENT'S MESSAGE (CONT'D)

NWWT Store

Remember our store is open all the time now for orders, but delivery will be at fixed times — probably during Open Shop each month. Next pickup date is May 8 from 9-12 during Open Shop at Dave Wood's shop. Check our website for details.

Community Projects

Don't forget to keep your eyes open for a community project that the club can work on this year.

—Roger



VP'S MONTHLY PROGRAM UPDATE • KEVIN WHITE



There is a light at the end of the tunnel for the COVID closures!

We are making plans and inviting demonstrators for in person demonstrations for 2022, and will have both local turners and well-known turners that are from out of town.

It will certainly be exciting to get back together for these live presentations, not to mention talking face-to-face and seeing the 'Show & Tell' work of our club members.

For now, we continue with the Interactive Remote Demonstrations (IRD's) which continue to be excellent and getting better. I would expect that with the investment the turning artists have put into equipment for IRD's, they will be an option for the future. We have seen outstanding demonstrations that we probably would never be able to see in person in Portland.

David Ellsworth will be our demonstrator for our **April** meeting coming to us from his home near Weaverville, North Carolina. David has been teaching woodturning classes for nearly 45 years. **(Note: Demo starts at 6PM)**

David has been creating dramatic art forms in wood for over four decades. He began his career in the formal studies of architecture, sculpture, and ceramics. In the 1970s Ellsworth was responsible for developing the first woodworking program at Anderson Ranch in Colorado. Today, David's art in wood is included in 43 museums, including the Metropolitan Museum of Art, Boston Museum of Fine Arts, and the Smithsonian American Art Museum, and in major private collections across the United States. Formerly a resident of Bucks County, Pennsylvania, David has recently relocated to Western North Carolina.

"As both a maker and a teacher, I am constantly reminded of the importance of remaining a student of one's own work. This philosophy has allowed me to remain receptive to many influences that surround me, including objects from other cultures, the infinite variety of the material I use, and my own personal and spiritual connection to the vessel form."

David's demo on Thursday will be of a natural edge bowl. He will talk about the whole process starting with selecting the wood to how to finish it. He will also show you some cutting techniques that he says *"you have never seen before and you will wonder why he is doing it until it is complete, and then you will wonder why you never thought of that!"*

VP'S MONTHLY PROGRAM UPDATE (CONT.)

The following photos are of David's work currently on display at the Momentum Gallery in Asheville, North Carolina, which is one of the premier art galleries in the United States.



Up next in **May**, our own Club President **Roger Crooks** will be demonstrating turning a square plate.



VP'S MONTHLY PROGRAM UPDATE (CONT.)


In **June, Greg Gallegos** from Haslett, Michigan will be doing an IRD for us. Greg is a creative turner at times, and a production turner at other times.

"I have been artistically inclined since I was very young. I was heavily into woodshop in high school. I first fell in love with the lathe there. It took me another ten years after high school to be able to purchase a lathe.

After years of properly learning the craft and practicing the skills, I felt I was ready to start selling, I started with the local craft and art markets, which lead to several large national shows.

These days, I have settled into a fairly normal routine of being spontaneously creative at times and then prodigiously productive at other times. Trying to find a happy medium...not likely to happen but...I love wood with a passion which keeps me wondering what the next piece of wood I cut into will show me. I try not to limit myself to a particular set of skills. I have turned just about everything there is to turn. I love them all. Hollow forms, natural edge bowls, whimsical pieces, and decorative carving as well. I gravitate towards working with green wood to completion. I really feel that it gives the wood its most simplistic forms and keeps the organic quality of the wood intact."

Below are a couple of his original pieces. *Editor's Note:* You can also check out a lot more of Greg's awesome work at www.instagram.com/naturalselectionstudio/.



VP'S MONTHLY PROGRAM UPDATE (CONT.)

In **July**, **Dale Larson** will show us how he turns his **oval bowls**. This is one you will not want to miss!



August might still be the **Annual Auction** and **Picnic**, if Covid restrictions allow it and our members are ready for it.

—Kevin

NORTHWEST
WOODTURNERS

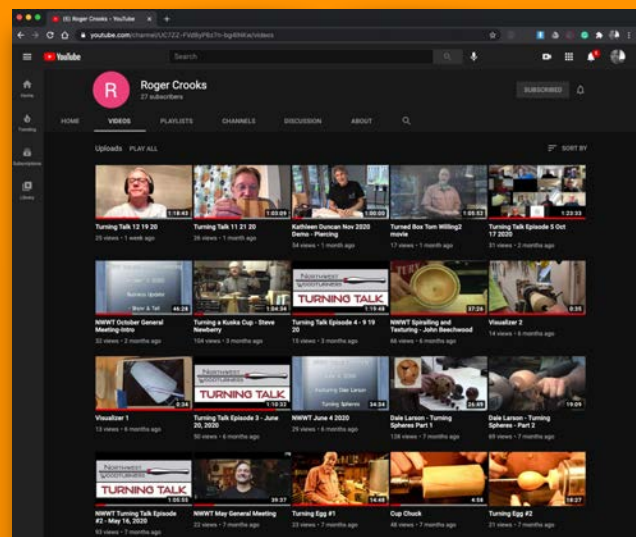
TURNING TALK

—Roger

**NWWT Turning Talk
9-10am Saturday, April 17**



| Sunday | Monday | Tuesday | Wednesday | Thursday | Friday | Saturday |
|--------|--------|---------|-----------|---|--------|--|
| 27 | 28 | 29 | 30 | Oct 1 6:30 PM October Meeting: Steve Newberry - Kuska Cup | 2 | 3 |
| 4 | 5 | 6 | 7 | 8 | 9 | 10 |
| 11 | 12 | 13 | 14 | 15 | 16 | 17 9:00 AM NWWWT - Turning Tails |



APRIL CHALLENGE – BASKET ILLUSIONS

David Perez wins the April Challenge! He also takes 2nd Place. 😊

DavidPerez



APRIL CHALLENGE – BASKET ILLUSIONS (CONT.)

DavidPerez



MARCH SHOW-N-TELL

Jim Schoeffel



MARCH SHOW-N-TELL (CONT.)

John Fawcett



John Fawcett



John Fawcett



John Fawcett



MARCH SHOW-N-TELL (CONT.)



Kevin Jesequel



Mike Porter



Steve Newberry

NWWT BASICS OF SHARPENING CLASS



Sharpening Class

Saturday, May 1, 2021

9am - 12pm

Dave Wood's Shop

24250 SW 65th Ave, Tualatin OR 97062


- Students must be members of NWWT.
- Class will be limited to 6 students due to COVID Restrictions.
- Instructors are experienced NWWT members.
- 3 Sharpening systems will be available.
- Students bring their own PPE (face shields, dust protection).
- Coffee and snacks will be provided.
- COVID Masks are required at all times.
- If you have any COVID related symptoms, please do not register or if you have symptoms on the day of the class, please let us know and a full refund will be sent.

Class Agenda

1. An introduction to tool steel, explain the advantages and disadvantages of different tool steels (15 minutes)
2. Demonstration of the common methods of sharpening: grinders, wheels, jigs (30 minutes)
3. Discussion about scraper sharpening: grinder vs. burnishing tool (15 minutes)
4. Sharpening time - Sharpen your tools!

Registration Fee: \$30

NWWT OPEN SHOP • SATURDAY, MAY 8



Saturday, May 8, 2021
9am - 12pm

Dave Wood's Shop
24250 SW 65th Ave, Tualatin OR 97062

Open Shop will take place on **Saturday, May 8 from 9AM to 1PM**. Dave Wood will again open his shop to NWWT members to spend some time turning together. This is a chance for those of you new to woodturning to have questions answered, learn new techniques or address problems you might have encountered.

Open Shop is directed toward the new turner but all are welcome. Bring a project you want help finishing. Bring questions about methods. There will be six lathes available to use. Bring your own tools and wood, or you can also buy wood there.

We will have two sharpening stations to help you get that sharpening method right. Bring your tools, bring your questions. There is no more important topic for the new turner (or the old ones, for that matter!) than sharpening.

- Open for NWWT members only.
- Admission is free.
- Bring your own tools.
- Bring your own PPE (face shields, dust protection).
- COVID Masks are required at all times.
- If you have any COVID related symptoms, please stay home.
- Coffee and snacks will be provided. Attendees are responsible for any other food or beverages.
- Portable toilet will be on on-site.
- If you have any questions, please feel free to contact Dave Wood or any other NWWT Board Member.

Location: 24250 SW 65th Ave
Tualatin, OR 97062 [[map](#)]

Contact: Dave Wood
NWWT Education Coordinator
503-880-1349

NWWT BASICS OF BOWL TURNING CLASS



Basics of Bowl Turning

Saturday, May 22, 2021

9am - 3pm

Dave Wood's Shop

24250 SW 65th Ave, Tualatin OR 97062

The Basics of Bowl Turning class is full.

Our goal is to offer these classes once a quarter so if you miss the first sessions, watch your email for the next session and register early. Priority will be given to those on a waitlist, but registration is still required.

Register for these classes if you are new to turning, have limited turning experience, or want to enhance your turning techniques. If you do not yet have a lathe and are considering buying one, this is an excellent option to learn about the exciting world of woodturning.

If you do not have the basic turning tools for the class, let us know when registering and we will provide them for you.

- Students must be members of NWWT.
- Class will be limited to six students (one per lathe).
- Instructors are experienced NWWT members.
- Wood for the class will be provided.
- Students bring their own tools (if available).
- Students bring their own lunch.
- Students bring their own PPE (face shields, dust protection).
- Coffee and snacks will be provided.
- COVID masks are required at all times.
- Registration Fee: \$60

If you have any COVID related symptoms, please do not register. If you have symptoms on the day of the class, please let us know and a full refund will be sent.

—Roger

NWWT BASICS OF SPINDLE TURNING CLASS



Basics of Spindle Turning

Saturday, May 23, 2021

9am - 3pm

Dave Wood's Shop

24250 SW 65th Ave, Tualatin OR 97062

Our goal is to offer these classes once a quarter so if you miss the first sessions, watch your email for the next session and register early. Priority will be given to those on a waitlist, but registration is still required.

Register for these classes if you are new to turning, have limited turning experience, or want to enhance your turning techniques. If you do not yet have a lathe and are considering buying one, this is an excellent option to learn about the exciting world of woodturning.

If you do not have the basic turning tools for the class, let us know when registering and we will provide them for you.

- Students must be members of NWWT.
- Class will be limited to six students (one per lathe).
- Instructors are experienced NWWT members.
- Wood for the class will be provided.
- Students bring their own tools (if available).
- Students bring their own lunch.
- Students bring their own PPE (face shields, dust protection).
- Coffee and snacks will be provided.
- COVID masks are required at all times.
- Registration Fee: \$60

The class will start with sharpening the tools required for the class. We will have two sharpening stations and instructors to help you get started right. The class will focus on basic techniques and you will leave with one or two projects made during the class.

If you have any COVID related symptoms, please do not register. If you have symptoms on the day of the class, please let us know and a full refund will be sent.

—Roger

FALL FESTIVAL OF THE ARTS • CALL FOR ARTISTS

**Call for Artists**

Fall Festival of the Arts 2021 combines two days of art events, Saturday, September 18 through Sunday, September 19, 2021.

The event has strong art, business, and community backing. Musicians, local food and drinks, and local restaurants will be participating at and near the Festival site.

Fall Festival of the Arts 2021 takes place outside in the beautiful Glen Otto Park and two other sites within a block of the Park in Troutdale, Oregon; The Gateway to the Columbia Gorge.

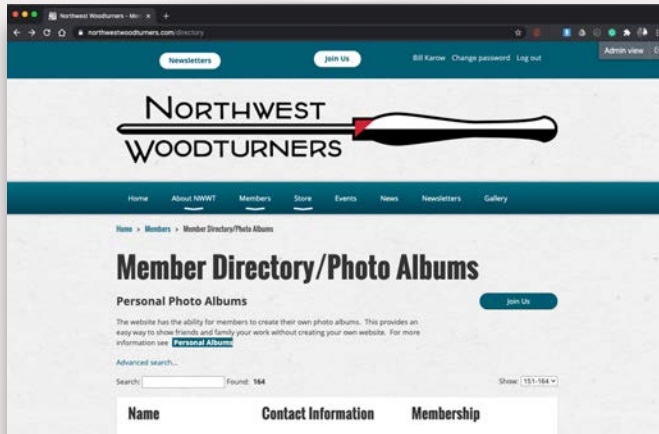
Things to Expect:

- Booths spread out over three sites with one way pathway to provide Covid safety and procedures. The additional two sites are one block from Glenn Otto Park
- Planned and organized by Cascadia Art Association with Event Coordinator, Social Media Specialist, volunteers and professional artists. Members get a Booth discount. www.cascadiaartsassoc.org
- Strong Marketing Plan to Surrounding Region
- Friendly Hospitality
- Dedication to Meet Artist Needs to the Best of Our Abilities
- Artist Break Tent
- Free Parking
- Assistance with Load In and Load Out
- Early Setup available on Friday, September 17
- Hotel Discounts with Participating Hotels
- Silent Auction Fundraiser for Cascadia Arts Association
- Covid Procedures
- Refund Policy if Postponed, Canceled, or Virtual

APPLY FOR FALL FESTIVAL OF THE ARTS 2021 AT www.zapplication.org/ THROUGH APRIL 15TH

Contact: Ellen Green
 CAA Board, FFA21 Project Manager
fallfestivalofthearts.artists@gmail.com
 971-222-8844

NWWT WEBSITE • MEMBER PHOTOS



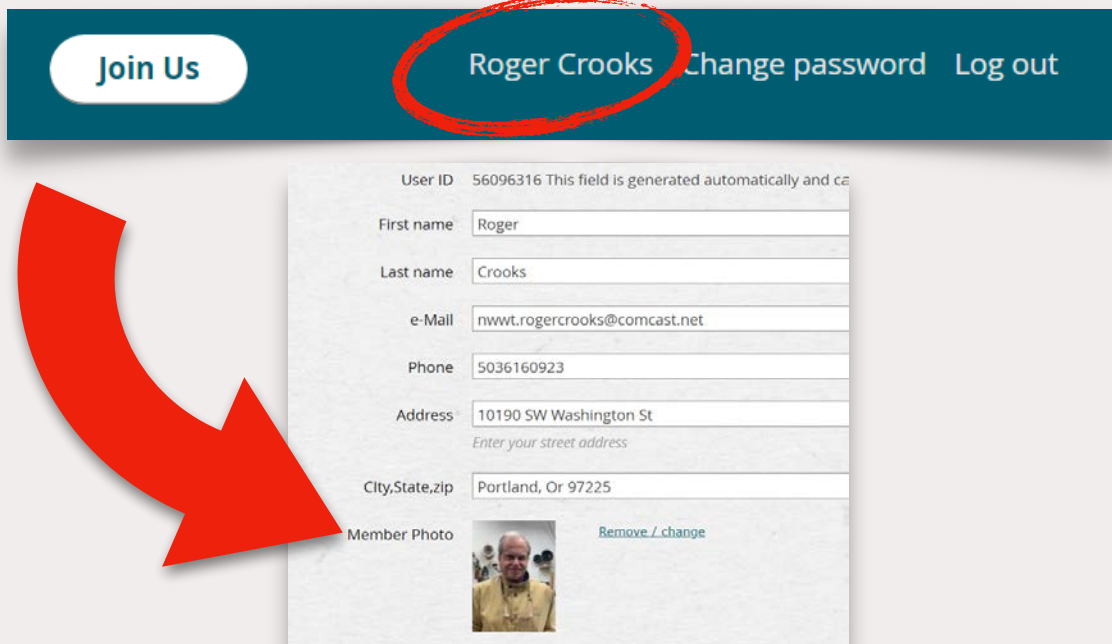
NEW – Photo Albums – We are introducing Member Photo Albums. You can look at mine as an example. The process to view other members albums is to go to **Member Directory**, search for their name, and you will see their albums. To set up your own albums, instructions are at the top of the **Member Directory/Photo Album** page and also on the following pages of this newsletter.

Your Profile – Now is a good time to review and update your profile. To get to your “Profile,” click on your name in the login box (upper right) after logging in.

—Roger

ADD YOUR PICTURE!

Please add a photo of yourself on your Profile page. **Member Photo** is below your address. **Adding your photo to your Member Page is a great way for the rest of the club to “put a face to your name.”**



A big **THANK YOU** to the twenty-two NWWT club members who have added their Photo to their Member Directory Page:

Joseph Agosta, Roger Crooks, John Fawcett, Ted Goodridge, Bill Karow, Larry Klick, Denvy Larson, Jack Liskear, Sarah Livingstone, Larry Madsen, James O'Rourke, Wayne Paulson, Mike Porter, Harvey Rogers, Jim Schoeffel, Stewart Southwell, Keith Strauss, Kevin White, Dave Wood, Alan Wood, Mike Worthington, Jonathan Zacharkiw.

CREATING YOUR OWN PERSONAL PHOTO ALBUM ON THE RE-DESIGNED NWWT WEBSITE

Member photo albums are collections of photos that can appear on a member's profile.

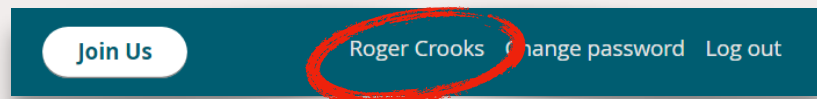
Members can create multiple photo albums and upload photos to their albums. Members can add descriptions to their albums and captions to their photos.

There is a limit of 50 photos for each member photo album. Photos added to member photo albums do **not** count towards your overall file storage limit.

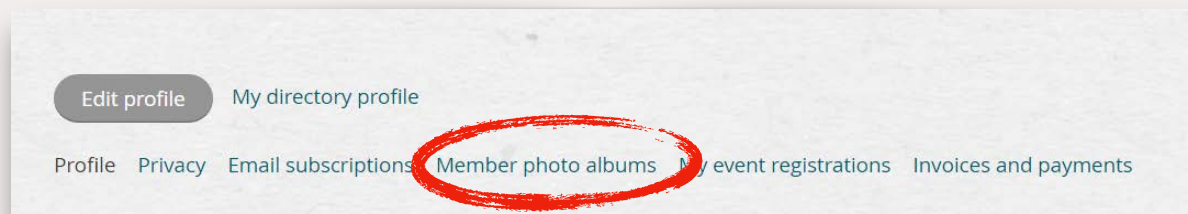
Administrators can control how many albums a member can add to their profile. Both administrators and members can control whether other members and non-members can view their photo albums. Administrators cannot manage photos within member photo albums.

Setting up your own photo albums:

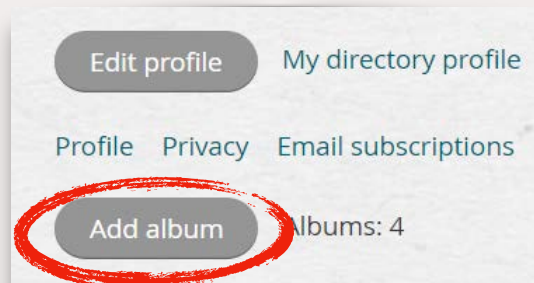
1. Log into the [website](#)
2. Click on your name in the upper right corner



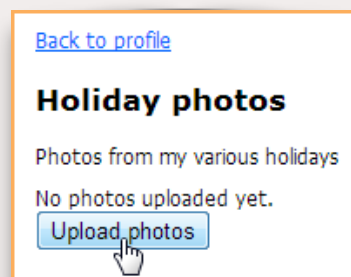
3. Click on **Member photo albums**



4. Click on **Add Album**

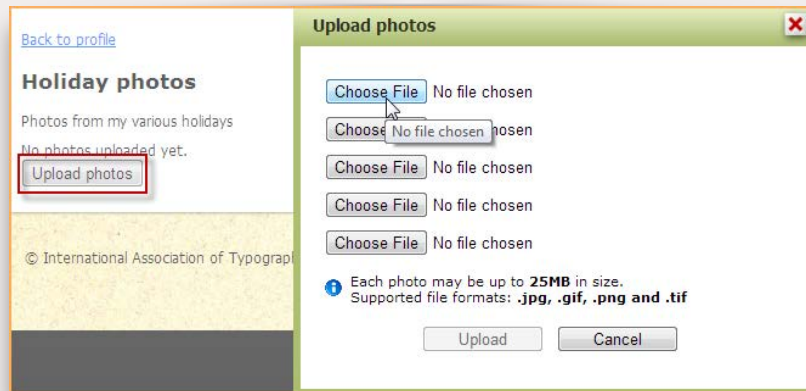


From there you name the album and optionally add a description. Click on **Submit** and then you can add five photos at a time.



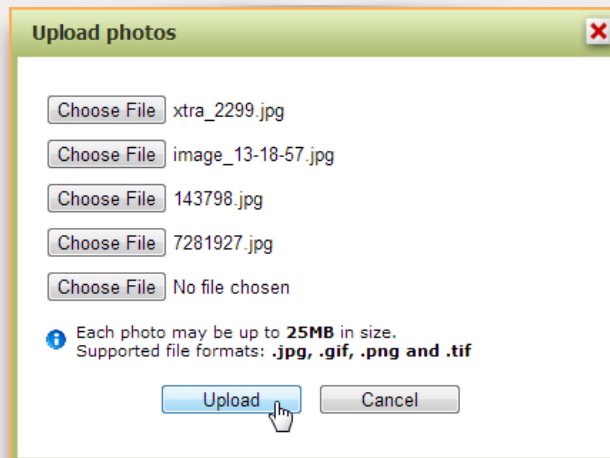
CREATING YOUR PERSONAL PHOTO ALBUM (CONT)

On the dialog box that appears, select up to five images to be uploaded at a time.



You can select photos saved using the following file formats: .jpg, .gif, .png and .tif.

After selecting the files to be uploaded, click the **Upload** button.



The selected photos will be uploaded and added to the photo album.

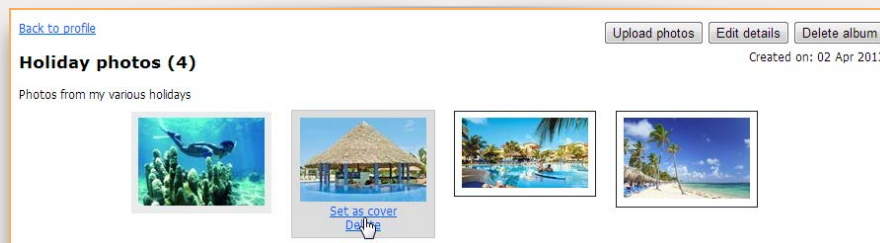
Managing photos:

After adding photos to a photo album, you can set a photo as the album cover, assign a caption to the photo, or delete photos.

Administrators cannot manage photos within member photo albums

Setting a photo as the album cover:

To set a photo as the album cover — so that the photo is used as the thumbnail for the album — hover over the photo within the album then click the **Set as cover** link.



The photo will now appear as the first photo within the album, and as the album cover on the **Member photo albums** page.

CREATING YOUR PERSONAL PHOTO ALBUM (CONT)

Assigning a photo caption:

To assign a caption to a photo, click the photo within the photo album, then click the **Add caption** link that appears below the photo.

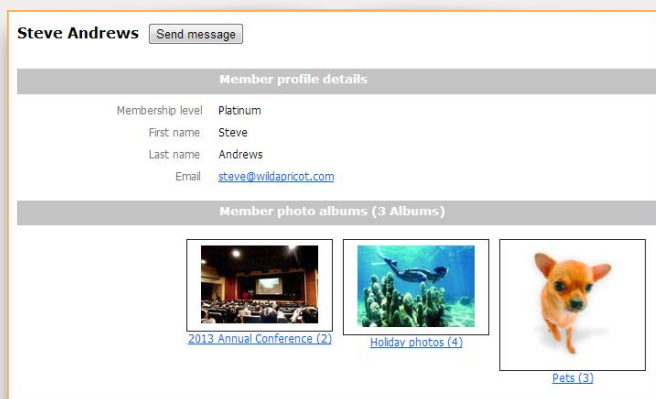
In the field that appears, enter the caption, then click **Save**.

Viewing member photo albums:


Member information is protected to only other NWWT members including the photo albums.

1. Log into the website
2. Go to your profile (see above)
3. Click on Member photo album

On the member's profile, the photo albums will be displayed, using one photo from each album as the album cover.



To view a photo album, the visitor clicks the album cover. Thumbnails will be displayed for each photo in the album.



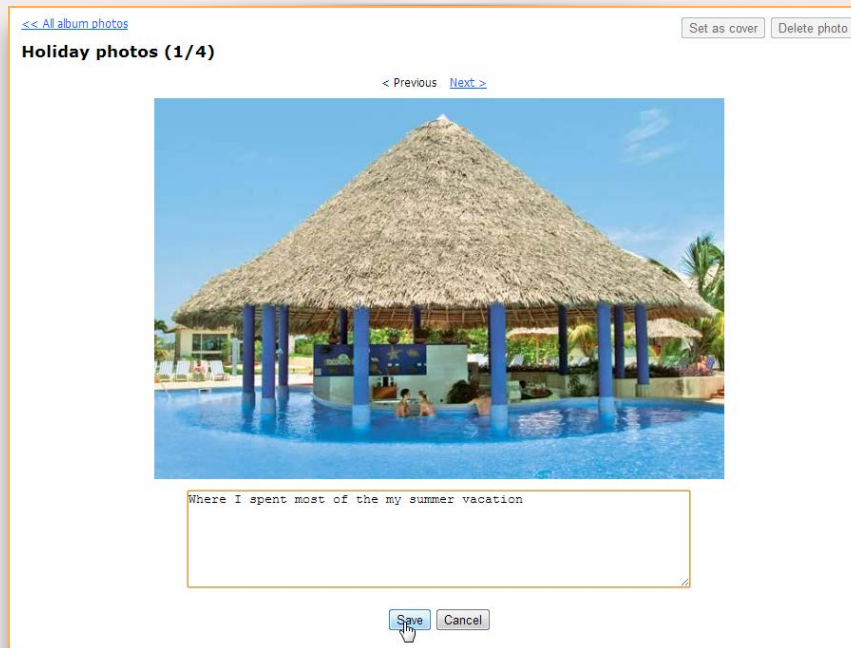
To view a larger version of a photo, click the thumbnail within the photo album page. On the individual photo page, the photo will be displayed as close to full size as can fit on the page.



CREATING YOUR PERSONAL PHOTO ALBUM (cONT)

To view the full version of the photo in a separate browser tab, click the photo within the photo page. To scroll through other images in the album, click the **Previous** or **Next** links.

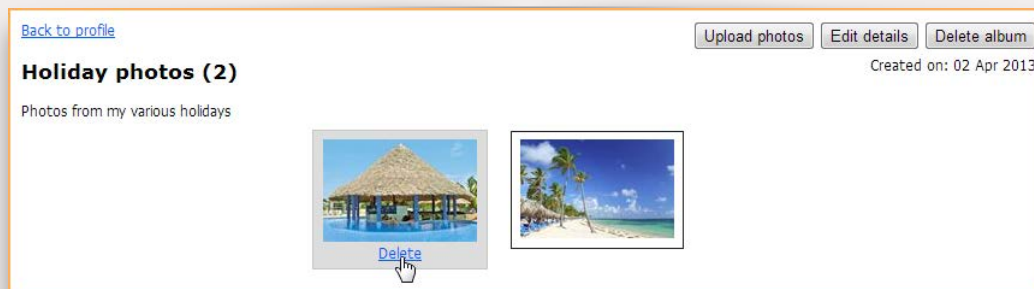
To upload a photo to an album, open the album (if it isn't open already) then click the **Upload photos** button.



The caption will appear below the photo thumbnail within the album and on the individual photo page.

Deleting photos:

To delete a photo, hover over its thumbnail within the photo album page, then click the **Delete** link that appears.



You can also delete a photo from the individual photo page by clicking the **Delete photo** button that appears in the upper right corner.

2021 NWWT MEETINGS & DEMONSTRATORS



DUE TO THE COVID, MEETINGS WILL TAKE PLACE ONLINE UNTIL FURTHER NOTICE.

| DATE | PROGRAM | MONTHLY CHALLENGE |
|--------------------------|---|---|
| Thursday, January 7 | Mike Meredith — Chainsaw Maintenance, Sharpening and Safety / Tool Swap | Holiday Presents |
| Thursday, February 4 | Michael Alguire — Intricate Hollow Forms | More Holiday Stuff |
| Thursday, March 4 | Betty Simnitt — Basket Illusion Technique | Piercings or Round Wheels (or both) |
| Thursday, April 1 | David Ellsworth — (Need we say more!?) | Basket Illusions (or similar pyrography) |
| Thursday, May 6 | Roger Crooks — Square Plates | Hollow Forms |
| Thursday, June 3 | Greg Gallagos | Square Items |
| Thursday, July 1 | Dale Larson — Oval Bowls & Member Short Demos | Hollow Items |
| Thursday, August 5 | Auction (Hopefully) | TBD |
| Thursday, September 2 | More Member Short Videos Demos | TBD |
| Thursday, October 7 | John Cobb — Hollow Form Muggles | TBD |
| Thursday, November 4 | Bill Karow | TBD |
| Thursday, December 2 | No Meeting | Happy Holidays! |

OTHER WOODTURNING CLUBS • MEETINGS & PROGRAMS

*Please check individual club websites for current information
on their monthly online meetings.*



WOODTURNERS OF OLYMPIA
woodturnersofolympia.org

2nd TUESDAY of every month @ 6:30pm
First Baptist Church of Olympia
904 Washington St. SE, Olympia, WA 98507 [\[map\]](#)



CASCADE WOODTURNERS
cascadewoodturners.com

3rd THURSDAY of every month @ 6:45pm
Willamette Carpenters Training Center
4222 NE 158th Ave, Portland, OR 97230 [\[map\]](#)



PACIFIC NORTHWEST WOODTURNING GUILD
woodturningguild.com

2nd WEDNESDAY of every month @ 7:00pm
MWA Architects
70 NW Couch St, Portland, OR [\[map\]](#)



SW WASHINGTON WOODTURNERS
southwestwashingtonwoodturners.com

4th WEDNESDAY of every month @ 7:00pm
Friends of the Carpenter's Center
1600 W 20th St, Vancouver, WA 98660 [\[map\]](#)



WILLAMETTE VALLEY WOODTURNERS
willamettevalleywoodturners.com

2nd THURSDAY of every month @ 6:30pm
Center 50+ Senior Center
2615 Portland Rd, NE Salem, OR 97303 [\[map\]](#)



BEAVER STATE WOODTURNERS
beaverstatewoodturners.com

4th THURSDAY of every month @ 6:00pm
Coburg Community Charter School
91274 N Coburg Rd, Coburg, OR 97408 [\[map\]](#)

VENDOR SPONSORS ARE KEY TO OUR SUCCESS!

A key component of our financial stability as a club is our vendor sponsors. Our vendors provide periodic gift certificates for the raffle and our annual auction. In addition we receive product donations from some of them. If that were not enough, some also give individual discounts to club members. All this contributes to our financial health. We encourage all of you to patronize our vendor sponsors. It is good for you, good for them, and good for the club.

—————  *Click on each logo to go to their website*  —————




Gift Certificates



Gift Certificates + Merchandise Donations



10% Off Regular Price



Gift Certificates + Merchandise Donations + 10% Off

Penn State Industries

10% Off Regular Price



10% Off Regular Price



10% Off Regular Prices



Gift Certificates + 10% Off

Special note regarding Northwoods Figured Wood: Northwoods is evolving into a slab supplier and will no longer be in the turning blank business. We are sorry to see them go. They were a huge sponsor for us. We thank them deeply for their historical support and wish them the best in their new endeavor.

BULLETIN BOARD



If you have woodturning tools for sale,
know of a tree being taken down in the near future,
a new source for woodturning stock,
upcoming estate sales,
need help
or have questions that need answering...

[let me know](#) and I will post it on the Bulletin Board section of next month's NWWT newsletter.

EDITOR'S NOTES

Past newsletters can be accessed from the NWWT website [here](#).

If you don't have internet access, provide me with your mailing address, and I will print out a copy, lick a stamp and mail a copy of the newsletter to you via U.S. Postal Service.

If you do not receive a courtesy email from me by the beginning of the month indicating that a new newsletter is available online, please send me your current email address.

Submissions to the newsletter are due by the last Thursday of the month.

Articles, tips, web links, classified ads and other woodturning-related items are welcome! Send them to [me](#).

For other business inquiries, contact Northwest Woodturners at:

Northwest Woodturners
P.O. Box 1157
Lake Oswego, OR 97035



NWWT membership has benefits!

Show your NWWT Membership Card to receive a discount off your purchase at
Gilmer Wood, Rockler, Woodcraft, Woodcrafters, Crosscut Hardwoods and Milwaukie Hardwoods.

