

NORTHWEST WOODTURNERS



Founded 1995 Pacific Northwest Oregon Chapter of The American Association of Woodturning

AAW AMERICAN ASSOCIATION
OF WOODTURNERS

NOVEMBER 2020

*Instructors Steve Newberry and Tom Willing
with NWWT President Roger Crooks
Basics of Spindle Turning class
October 24, 2020*



Bowl Turning Basics Class • Open Shop • Turning Talk • New Website

NORTHWEST WOODTURNERS

PRESIDENT'S MESSAGE • ROGER CROOKS



Halloween is past, elections are nearly over and 2020 is almost done so we can put all the scary and frustrating feelings behind us and focus on the holidays and good, positive thoughts.

If you have not started on your holiday turnings, get going!

NWWT Classes

We had our first basic class last month – Basics of Spindle Turning. Many thanks to Tom Willing and Steve Newberry who taught the class and Dave

Wood for his shop, planning, helping, and most importantly had the coffee and doughnuts ready to go.

Six students signed up for a sold out class – two were brand new to turning. More on the class later in the newsletter. Coming up this month is the Basics of Bowl Turning class which is also sold out with two on the waiting list.

Our goal is to offer these classes once a quarter so if you miss the first sessions, watch your email for the next session and register early. Priority will be given to those on a waitlist, but registration is still required.

Open Shop and Store Pickup

Our next Open Shop is Saturday, Nov 14. There will be plenty of helpers there for help in sharpening and turning so bring your questions, projects, and tools, and we will help you out.

You can order supplies online until Wednesday, Nov 11. Your order will be ready for pickup during Open Shop on the 14th. *NOTE: The store will not be at Open Shop, only the orders that will be packaged up for you to take home.*

Also, the Wood Store will be open, so you can buy wood blanks on-site.

Turning Talk

Join us on Saturday, Nov 21 from 9-10am for a lively discussion about turning. Past recordings are available on the website. (See article below.) Send in your questions ahead of time as well as a general topic you would like to discuss.

New Website

The website is up and running and so far, not many issues have been reported. Let us know any suggestions or comments. By the time you read this, our northwestwoodturners.com URL should be working but until then, use northwestwoodturners.wildapricot.org/.

CLUB INFO

NORTHWEST WOODTURNERS

www.northwestwoodturners.com

Meetings are held at 7pm on the 1st Thursday of each month at:

The Multnomah Arts Center
7688 SW Capitol Hwy
Portland, OR 97219
[\[map\]](#)

President

[Roger Crooks](#)

Vice President

[Kevin White](#)

Secretary

[Larry Klick](#)

Treasurer

[Mike Meredith](#)

Directors

Steve Newberry Sarah Livingston
Dave Wood Richard Hall
Barb Hall Jim Schoeffel

STAFF VOLUNTEERS

Raffle Coordinators

Jackie Yi Kim Talley

Librarians

Lynne Hemmert Alex McDowell

Photographer

Jim Schoeffel

Webmaster

Roger Crooks

Storekeeper

John Sutter

Newsletter Editor

[Bill Karow](#)
(503) 490-0325

PRESIDENT'S MESSAGE • ROGER CROOKS (CONT.)

When you log in, make sure you:

1. Refresh your personal profile.
2. Create and load your photo albums of your best pieces. (*See article below.*)
3. Load your picture so we know who you are. (*See other article below.*)

November General Meeting Demonstration

Our November demonstration features Kathleen Duncan on Piercing. Having spent the morning with Kathleen, I can tell you the demo, tips and tricks, and the presentation will be well worth your time.

Kathleen is an excellent presenter. The topic, while it may not be something some members feel they are ready to tackle, will give you something to look forward to as your skills improve to where you can turn a piece of wood down to a 2mm thickness. Piercing takes your turning to the next level.

Please send your Show-n-Tell and Challenge photos to [Bill Karow](#) ahead of time so we can display them during the meeting and publish them in the next newsletter and on the website. Check out northwestwoodturners.wildapricot.org/gallery

Website Photo Albums

An extensive article on making your own photo albums was in the last newsletter. [Reprinted in this issue - Ed.]

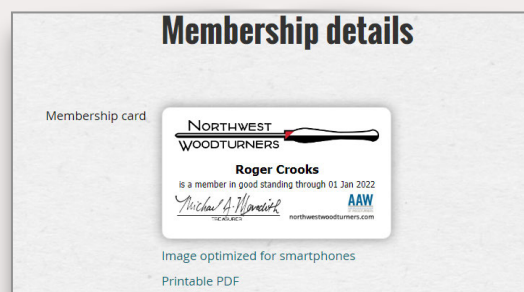
However, not all members have nice photos of their work. Jim Schoeffel, NWWT's crack photographer, has been taking photos of member's Show & Tell and Challenge items at the monthly meetings since 2014. He has offered to send you photos of your work that have appeared in past newsletters. His photos are stored by month/year. Unfortunately, he does not have them by name, so if you want to get a nice photo of your work, do the following:

1. Find the newsletter in which your photo appeared. Since I doubt you know exactly when, you can check out old newsletter [HERE](#).
2. Find your photo and send the month/year of the newsletter to [Jim Schoeffel](#) with a description of what it is.
3. Jim will send you what he finds.
4. Follow the directions in the article in this month's newsletter (pg. 21) to add it to your photo album.

Membership Cards & Wild Apricot Smartphone Phone App

We are using a great feature on the new website for membership cards. Rather than sending out laminated cards, you can use this feature.

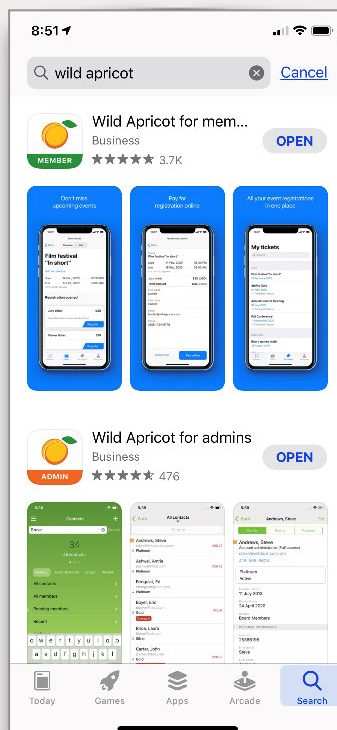
1. Log in and click on your name in the upper right corner to go to your Profile.
2. You will see your membership card at the top.



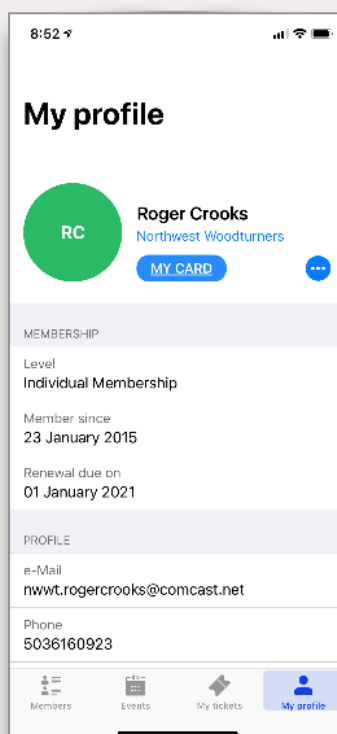
3. You can print your own card, but the ideal use is to show your card on your phone.

PRESIDENT'S MESSAGE • ROGER CROOKS (CONT.)

4. You can use the browser on your phone, log in to the NWWT website, go to your profile like above, OR
5. You can download the Wild Apricot application (iOS and Android app available). There are two apps – one for administrators and one for members. Below is an image of it in the Apple App Store. Download MEMBERS.

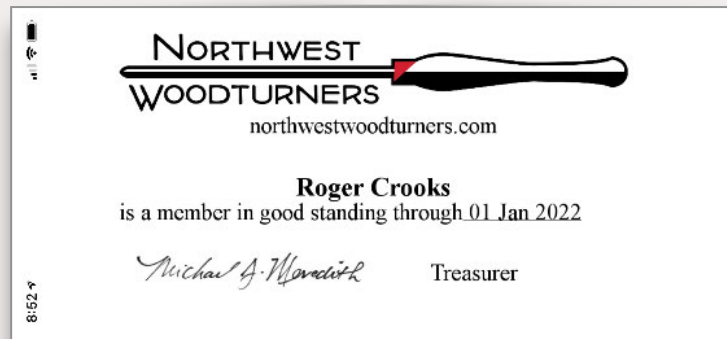


6. Log in to the app with the same username and password as you use on the website.



PRESIDENT'S MESSAGE • ROGER CROOKS (CONT.)

- Click on "My Card."




- If this does not work for you, you can still request a physical card from our Treasurer, [Mike Meredith](#).
- Show this to the salesperson when checking out for your NWWT Member Discount, and please make sure to thank them for supporting NWWT.

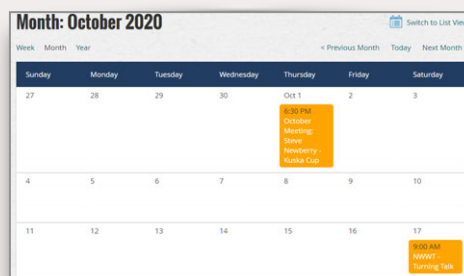
Watching Past Demos and Recordings

You can easily and quickly find and listen to meetings that you may have missed:

- Go to the NWWT Calendar.



- Meetings that have been recorded are in orange.



- Click on the meeting, and you will find the link to the recording.



—Roger

VP'S "TURN ON THINGS" • KEVIN WHITE



It is hard to believe that we will have our last and final demonstration for 2020, at our meeting on November 5th. We started the year in January with a Swap Meet, followed by Stuart Batty in February doing demonstrations (live and in person) at our monthly meeting and then Friday the following day. Then, he had sold-out, hands-on classes on both Saturday and Sunday. In March, we had Janice Levi (live and in person, also) showing us pyrography at our meeting and the following day for a hands-on class. No meeting in April because of Covid-19 and only interactive remote meetings and demonstrations since then.

Last month we watched **Steve Newberry** turning a 'Kuksa' like in the following picture. It was an excellent demonstration and a great learning experience.



To finish out 2020, we will have **Kathleen Duncan** demonstrating "Piercings" for our final meeting in November. She is an excellent demonstrator, and this should be a fun and learning experience. Kathleen resides nearby in Vancouver. The intricate and detail work is fascinating, and this will be an opportunity to see how it is done.



We will start out 2021 with Interactive Remote Demonstrations (IRDs) just as we finished 2020. These live IRDs have become so good in the last 7 months that we might try them in the future for our in-person meetings. There are a lot of demonstrators available for IRDs.

VP'S "TURN ON THINGS" • KEVIN WHITE (CONT.)

January will have club members doing a session on sharpening. Sharpening should probably be the first thing you learn as a woodturner, and yet it is often that beginners especially do not keep their tools sharp. Bottom line is that good sharpening makes turning safer, easier, and more fun.

At our February 2021 Meeting, **Michael Alguire** will do an IRD.



Michael Alguire is a native New Mexican, born in Albuquerque. He began his woodturning hobby in 2013, making pens and small wooden ornaments. His passion has grown, and his art has flourished to intricate woodturned hollow forms, including bowls, vases and abstract art pieces like basket illusions and more intricate pieces called "Wheels of Delicacy." Michael's 13 years as a machinist at the Very Large Array (National Radio Astronomy Observatory) has helped him understand the mechanical aspects of his art. With no formal training in the Fine Arts field, Michael's creativity comes from within. His inspiration comes simply from seeing a piece of wood in its raw state and imaging the possibilities. Today Michael lives in Datil, New Mexico with his wife Patricia, his two sons, his two daughters and a small farm.



At our March 2021 meeting, we will have **Betty Simnitt** doing her specialty of the Basket Illusion Technique. Betty resides here in Portland and will be doing her first demonstration for our club.

VP'S "TURN ON THINGS" • KEVIN WHITE (CONT.)

In April, we have **David Ellsworth** doing a Virtual demo and then keep your fingers crossed when we get back to live demo's, David might come to Oregon in person and do more demonstrations and workshops for our



club. David is one of the founders of the AAW and a Lifetime Member who started woodturning in 1958 and has never stopped. He currently resides in North Carolina. Just a couple of pictures of his work below.

The last scheduled demonstration for 2021 is our own Club President, **Roger Crooks**. We are an optimistic group, and we are planning this to be live and in person at the MAC. Keep your fingers crossed.

—Kevin

NWWT BASICS CLASSES

**BASICS OF BOWL TURNING**

**Saturday, November 7, 2020
9:00am - 3:00pm**

**Dave Wood's Shop
24250 SW 65th Ave
Tualatin OR 97062**

The Basics of Bowl Turning class is full.

Our goal is to offer these classes once a quarter so if you miss the first sessions, watch your email for the next session and register early. Priority will be given to those on a waitlist, but registration is still required.

Register for these classes if you are new to turning, have limited turning experience, or want to enhance your turning techniques. If you do not yet have a lathe and are considering buying one, this is an excellent option to learn about the exciting world of woodturning.


If you do not have the basic turning tools for the class, let us know when registering and we will provide them for you.

- Students must be members of NWWT
- Class will be limited to six students (one per lathe)
- Instructors are experienced NWWT members
- Wood for the class will be provided
- Students bring their own tools if available
- Students bring their own lunch
- Students bring their own PPE (face shields, dust protection)
- Coffee and snacks will be provided
- COVID masks are required at all times

If you have any COVID related symptoms, please do not register or if you have symptoms on the day of the class, please let us know and a full refund will be sent.

—Roger

NWWT OPEN SHOP • SATURDAY, NOVEMBER 14



Our second Open Shop will take place on **Saturday, November 14 from 9am to 1pm**. Dave Wood will again open his shop to NWWT members to spend some time turning together. This is a chance for those of you new to woodturning to have questions answered, learn new techniques or address problems you might have encountered.

Open Shop is directed toward the new turner but all are welcome. Bring a project you want help finishing. Bring questions about methods. There will be six lathes available to use. Bring your own tools and wood, or you can also buy wood there.

We will have two sharpening stations to help you get that sharpening method right. Bring your tools, bring your questions. There is no more important topic for the new turner (or the old ones, for that matter!) than sharpening.


- Open for NWWT members only.
- Bring your own tools.
- Bring your own PPE (face shields, dust protection).
- COVID Masks are required at all times
- If you have any COVID related symptoms, please stay home.
- Coffee and snacks will be provided. Attendees are responsible for any other food or beverages.
- Portable toilet will be on on-site.
- Admission is free.
- If you have any questions, please feel free to contact Dave Wood or any other NWWT Board Member. We'll see you on August 22nd!

Location: 24250 SW 65th Ave
Tualatin, OR 97062 [[map](#)]

Contact: Dave Wood
NWWT Education Coordinator
503-880-1349

NWWT Open Shop #2
9am-1pm Saturday, November 14

NWWT TURNING TALK • SATURDAY, NOVEMBER 21



The next Turning Talk is planned for Saturday, November 21 @ 9:00 AM, so send me your questions and plan to participate. nwwt.rogercrooks@comcast.net

It would be really helpful if you can send questions in ahead of time so we can be prepared, but live questions are welcome. Remember, this is a discussion group and the comments you hear are what we do or what we think. Not all of us are experts, so use your best judgement in what you do in your own shop.

For security reasons, the details for logging in will be sent to you before the event via email, along with the selected topic.

—Roger

**NWWT Turning Talk
9-10am Saturday, November 21**

LIBRARY RETURNS

REMEMBER THOSE
DVDS & BOOKS
YOU CHECKED OUT
FROM THE NWWT
LIBRARY
A LONG, LONG
TIME AGO?
RETURN THEM
PLEASE!

With the extended shutdown, we are concerned that library items that are checked out, will have a hard time finding their way back to the NWWT Library. So, we are using our next two get-togethers for you to return any and all NWWT Library items. The two dates are:

- Basics of Bowl Turning – **November 7, 9:00am – 3:00pm**
- NWWT Open Shop – **November 14, 9:00am – 1:00pm**

If you have any NWWT library items, please drop them off at Dave's shop or let us know if you cannot.

Dave Wood
24250 SW 65th Ave
Tualatin, Or 97602

"SPINDLE TURNING BASICS" CLASS • REVIEW



NWWT Members Sharpen Their Woodturning Skills

The growing number of new, enthusiastic NWWT members prompted club leadership to address the need for immediate basic level woodturning training. In these Covid times, woodturning is a perfect way to keep otherwise under-utilized minds and hands from trouble.




NWWT president, Roger Crooks, kicked off the day in Dave Wood's shop by introducing Tom Willing and Steve Newberry as our two principal instructors. Members Mike Meredith, Larry Klick, Bill Karow, Dave Wood, and Roger Crooks assisted Tom and Steve in achieving the goal of maximum 1:1 instruction time for each of the six students.

Each student came away with a course binder containing valuable in-depth information on all the topics of the day including other class members, instructors, shop and lathe safety, tool sharpening, mounting and turning wood, basic information on finishing and finishes.

NWWT members participating in the class included Katie Lefebvre, Dave Burgess, Tony Pinkham, James Bennett, Chris Achterman, and Kevin Fairham-Wheeler. The curriculum of this course focused on learning how to properly and safely inspect equipment, evaluate a turning blank, mount it on the lathe, use a spindle roughing gouge to turn a square piece into a cylinder, learn to cut coves and beads with a spindle gouge, and finally separate the piece with a parting tool. Proper sharpening techniques for each of the three key tools was also an integral part of the training.

We used turning blanks supplied by the club which gave us a chance to work with maple, walnut, ash, and even a chunk of magnolia wood. Each turner finished the day with a project to take home, or maybe two. The group turned mallets, a honey dipper, tool handles, and varied other spindles.



"BASICS OF SPINDLE TURNING" CLASS • REVIEW (CONT.)



The chips and shavings were flying, and we all had fun while taking upward steps on the ladder of improved wood turning skills. There is nothing like learning by doing. Practice, practice, practice.



And for those of us that assisted, an old saying comes to mind. **"There is no better way to improve your own skills and knowledge than to try teaching someone else what you think you already know."**

Stay tuned for our next new training course, "Basics of Bowl Turning", coming up on November 7th.

—Dave Wood, Education Coordinator

[Bowl Turning Basics Class](#) (Class is full.)

Saturday, Nov 7, 2020

9:00am - 3:00pm

Dave Wood's Shop
24250 SW 65th Ave
Tualatin OR 97062

CHALLENGE & SHOW-N-TELL

October's Monthly Challenge was Burls. A lot of great pieces were shown at the October meeting and are reproduced below. The Show-n-Tell this month consists of all the pieces that were shown at the October meeting, as well as the pieces I have received up to publication.

Jason Goodrich's submission is Halloween-themed and very creative! Great job, Jason!

Thank you to everyone who submitted.

When [emailing me](#) your pieces to be featured on our monthly Zoom meeting and in our newsletter, please rename your attachment files beforehand using your name and either "Challenge" or "Show-n-Tell," so they don't get lost in the chaos of my email inbox.

(File name example: **BillKarow_ShownTell.jpg** or **BillKarow_Challenge.jpg**)

—bk

OCTOBER MEETING CHALLENGE • BURLS

Roger Crooks



Jim Schoeffel



OCTOBER MEETING CHALLENGE • BURLS (CONT.)

Jim Schoeffel



Mike Porter



OCTOBER MEETING CHALLENGE • BURLS (CONT.)

Roger Crooks




Roger Crooks



Roger Crooks



Dean Yioulos



SHOW-N-TELL

Dave Wood




Joel Smith



Steve Newberry



SHOW-N-TELL (CONT.)



SHOW-N-TELL (CONT.)

Larry Klick



Larry Klick



CREATING YOUR OWN PERSONAL PHOTO ALBUM ON THE RE-DESIGNED NWWT WEBSITE

Member photo albums are collections of photos that can appear on a member's profile.

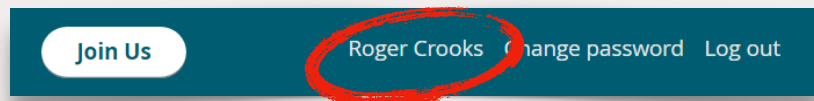
Members can create multiple photo albums and upload photos to their albums. Members can add descriptions to their albums and captions to their photos.

There is a limit of 50 photos for each member photo album. Photos added to member photo albums do **not** count towards your overall file storage limit.

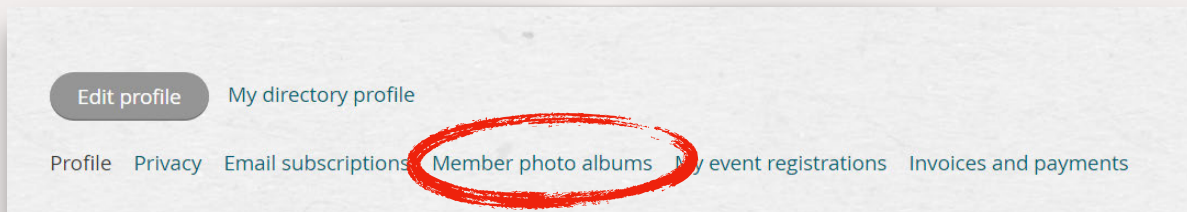
Administrators can control how many albums a member can add to their profile. Both administrators and members can control whether other members and non-members can view their photo albums. Administrators cannot manage photos within member photo albums.

Setting up your own photo albums:

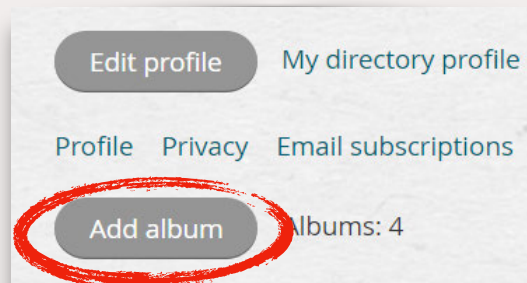
1. Log in to the [website](#)
2. Click on your name in the upper right corner



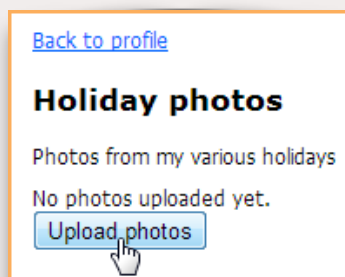
3. Click on **Member photo albums**



4. Click on **Add Album**

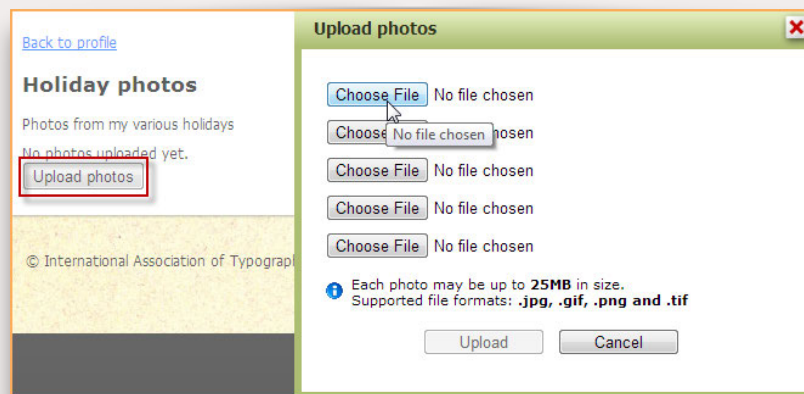


From there you name the album and optionally add a description. Click on **Submit** and then you can add five photos at a time.



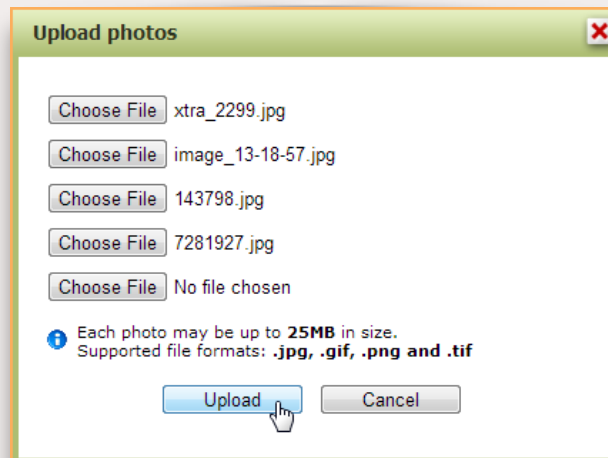
CREATING YOUR PERSONAL PHOTO ALBUM (CONT.)

On the dialog box that appears, select up to five images to be uploaded at a time.



You can select photos saved using the following file formats: .jpg, .gif, .png and .tif.

After selecting the files to be uploaded, click the **Upload** button.



The selected photos will be uploaded and added to the photo album.

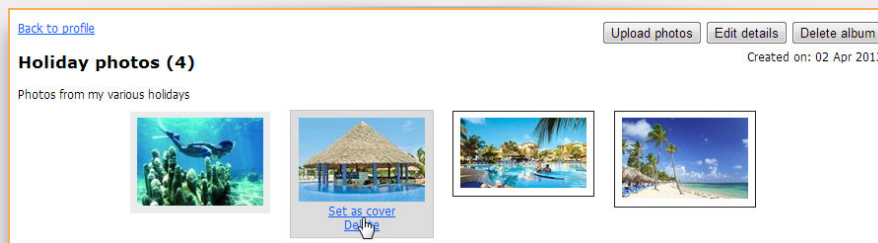
Managing photos:

After adding photos to a photo album, you can set a photo as the album cover, assign a caption to the photo, or delete photos.

Administrators cannot manage photos within member photo albums

Setting a photo as the album cover:

To set a photo as the album cover – so that the photo is used as the thumbnail for the album – hover over the photo within the album then click the **Set as cover** link.



The photo will now appear as the first photo within the album, and as the album cover on the **Member photo albums** page.

CREATING YOUR PERSONAL PHOTO ALBUM (CONT.)

Assigning a photo caption:

To assign a caption to a photo, click the photo within the photo album, then click the **Add caption** link that appears below the photo.

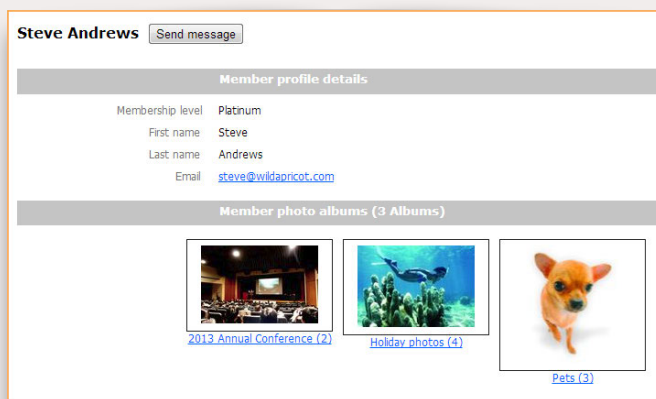
In the field that appears, enter the caption, then click **Save**.

Viewing member photo albums:


Member information is protected to only other NWWT members including the photo albums.

1. Log in to the website
2. Go to your profile (see above)
3. Click on Member photo album

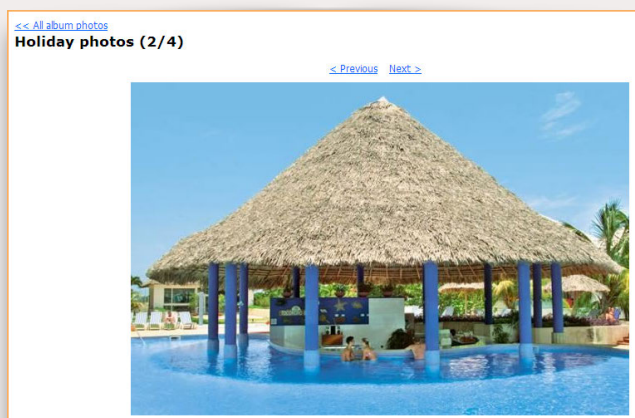
On the member's profile, the photo albums will be displayed, using one photo from each album as the album cover.



To view a photo album, the visitor clicks the album cover. Thumbnails will be displayed for each photo in the album.



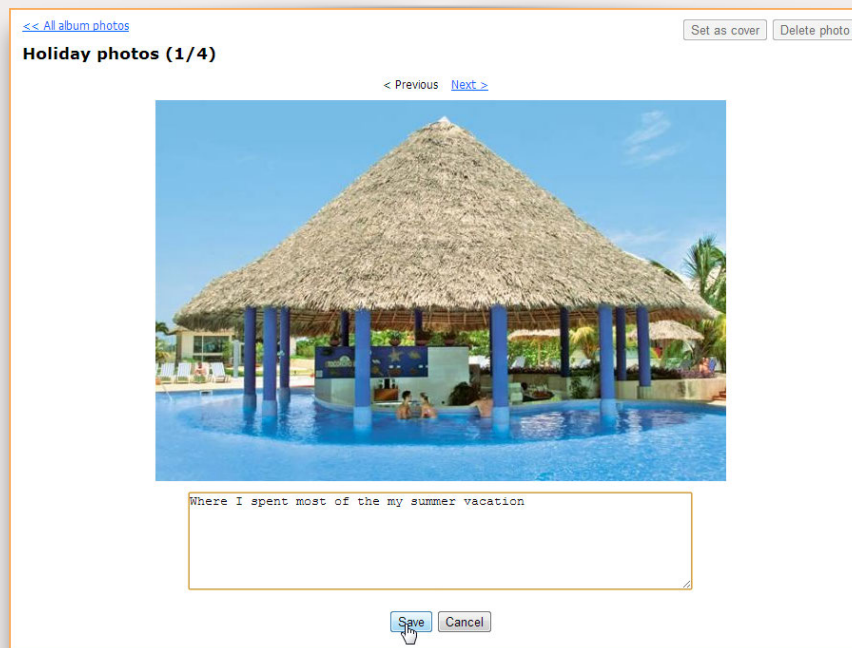
To view a larger version of a photo, click the thumbnail within the photo album page. On the individual photo page, the photo will be displayed as close to full size as can fit on the page.



CREATING YOUR PERSONAL PHOTO ALBUM (CONT.)

To view the full version of the photo in a separate browser tab, click the photo within the photo page. To scroll through other images in the album, click the **Previous** or **Next** links.

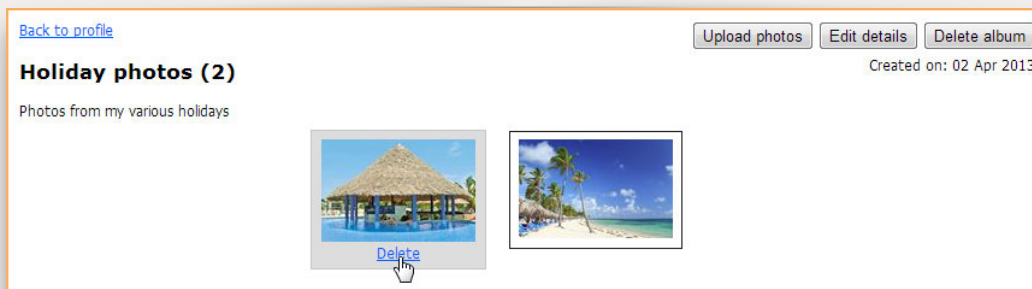
To upload a photo to an album, open the album (if it isn't open already) then click the **Upload photos** button.



The caption will appear below the photo thumbnail within the album and on the individual photo page.

Deleting photos:

To delete a photo, hover over its thumbnail within the photo album page, then click the **Delete** link that appears.



You can also delete a photo from the individual photo page by clicking the **Delete photo** button that appears in the upper right corner.

—Roger

2020 NWWT MEETING SCHEDULE & PROGRAMS




Due to the Covid, meetings will take place online until further notice.

DATE	PROGRAM	MONTHLY CHALLENGE
Thursday, January 2	Annual Tool Sale and Swap Meet	Turn a Sphere
Thursday, February 6	Stuart Batty	"New Tool" Turnings
Thursday, March 5	Janice Levi — Pyrography	Push Cut Bowls
Thursday, April 2	CANCELLED	Pyrography
Thursday, May 7	Tom Willing — Easter Eggs	Bowl in a Square
Thursday, June 4	Dale Larson — Spheres	Eggs / Hollow Eggs
Thursday, July 2	John Beechwood — Texturing and Spiraling	Spheres
Thursday, August 6	Joe Fleming — Airbrushing	Textured / Spiraled Turnings
Thursday, September 3	Phil Rose — Turning Burls	Airbrushed / Painted Turnings
Thursday, October 1	Steve Newberry — Kuksa Cup	Turn a Burl
Thursday, November 5	Kathleen Duncan — Piercings	Kuksa Cup
Thursday, December 3	No Meeting	Happy Holidays!

2021 DEMONSTRATORS PREVIEW

DATE	PROGRAM
Thursday, January 7	Tool Sharpening
Thursday, February 4	Michael Alguire
Thursday, March 4	Betty Simnitt
Thursday, April 1	David Ellsworth
Thursday, May 6	Roger Crooks
Thursday, June 3	
Thursday, July 1	
Thursday, August 5	Auction
Thursday, September 2	
Thursday, October 7	
Thursday, November 4	
Thursday, December 2	No Meeting

DALE LARSON • OPEN SHOP CANCELLED



Open Shop at Dale Larson's shop has been cancelled until further notice.

With health officials recommending crowds not gather, it seems sensible not to pack twenty people into one shop.

With that said, if any member wants help with chainsawing wood, bandsawing wood, sharpening tools or some question about turning, please feel free to call me, and we will set a time for you to come over to the shop. One on one is simply more relaxed and safer at this time.

—Dale

503-661-7793

woodbowl@frontier.com



FREE LOCAL DEMOS CANCELLED

All free, weekly demonstrations at our local woodworking stores have been cancelled until further notice. Please contact stores directly for updated store hours, ordering and availability.



Woodcrafters, Portland (503) 231-0226

woodcrafters.us

Rockler, Beaverton (503) 672-7266

rockler.com

Woodcraft, Tigard (503) 684-1428

woodcraft.com

OTHER WOODTURNING CLUBS • MEETINGS & PROGRAMS

*Please check individual club websites for current information
on their monthly online meetings.*



WOODTURNERS OF OLYMPIA
woodturnersofolympia.org

2nd TUESDAY of every month @ 6:30pm
First Baptist Church of Olympia
904 Washington St. SE, Olympia, WA 98507 [\[map\]](#)



CASCADE WOODTURNERS
cascadewoodturners.com

3rd THURSDAY of every month @ 6:45pm
Willamette Carpenters Training Center
4222 NE 158th Ave, Portland, OR 97230 [\[map\]](#)



PACIFIC NORTHWEST WOODTURNING GUILD
woodturningguild.com

2nd WEDNESDAY of every month @ 7:00pm
MWA Architects
70 NW Couch St, Portland, OR [\[map\]](#)



SW WASHINGTON WOODTURNERS
southwestwashingtonwoodturners.com

4th WEDNESDAY of every month @ 7:00pm
Friends of the Carpenter's Center
1600 W 20th St, Vancouver, WA 98660 [\[map\]](#)



WILLAMETTE VALLEY WOODTURNERS
willamettevalleywoodturners.com

2nd THURSDAY of every month @ 6:30pm
Center 50+ Senior Center
2615 Portland Rd, NE Salem, OR 97303 [\[map\]](#)



BEAVER STATE WOODTURNERS
beaverstatewoodturners.com

4th THURSDAY of every month @ 6:00pm
Coburg Community Charter School
91274 N Coburg Rd, Coburg, OR 97408 [\[map\]](#)

VENDOR SPONSORS ARE KEY TO OUR SUCCESS!

A key component of our financial stability as a club is our vendor sponsors. Our vendors provide periodic gift certificates for the raffle and our annual auction. In addition we receive product donations from some of them. If that were not enough, some also give individual discounts to club members. All this contributes to our financial health. We encourage all of you to patronize our vendor sponsors. It is good for you, good for them, and good for the club.

—————  *Click on each logo to go to their website*  —————




Gift Certificates



Gift Certificates + Merchandise Donations



10% Off Regular Price



Gift Certificates + Merchandise Donations + 10% Off

Penn State Industries


10% Off Regular Price



10% Off Regular Price



10% Off Regular Prices



Gift Certificates + 10% Off

Special note regarding Northwoods Figured Wood: Northwoods is evolving into a slab supplier and will no longer be in the turning blank business. We are sorry to see them go. They were a huge sponsor for us. We thank them deeply for their historical support and wish them the best in their new endeavor.

BULLETIN BOARD

Nothing to see here.



If you have woodturning tools for sale,
know of a tree being taken down in the near future,
a new source for woodturning stock,
upcoming estate sales,
need help
or have questions that need answering,

[let me know](#)

and I will post it on the Bulletin Board section of next month's NWWT newsletter.

—bk

EDITOR'S NOTES

Past newsletters can be accessed from the NWWT website: <https://northwestwoodturners.wildapricot.org/Newsletters>.

If you don't have internet access, provide me with your mailing address, and I will print out a copy, lick a stamp and mail a copy of the newsletter to you via U.S. Postal Service.

Submissions to the newsletter are due by the last Thursday of the month.

Articles, tips, web links, classified ads and other woodturning-related items are welcome! Send them to [me](#).

For other business inquiries, contact Northwest Woodturners at:

Northwest Woodturners
P.O. Box 1157
Lake Oswego, OR 97035



NWWT membership has benefits!

Show your NWWT Membership Card to receive a discount off your purchase at Gilmer Wood, Rockler, Woodcraft, Woodcrafters, Crosscut Hardwoods and Milwaukie Hardwoods.

