

NORTHWEST WOODTURNERS



Founded 1995

Pacific Northwest Oregon Chapter of The American Association of Woodturning

AAW | AMERICAN ASSOCIATION
OF WOODTURNERS

MARCH 2020



John Fawcett
Segmented Vase with lid

NORTHWEST WOODTURNERS

PRESIDENT'S MESSAGE • ROGER CROOKS



February was a month of "Firsts" for NWWT.

- ➡ With Stuart Batty's demo, we had the largest attendance of any monthly meeting anyone remembers.
- ➡ We filled two 1-day classes in record time.
- ➡ We enjoyed a new demo and class location at Dave Wood's shop.
- ➡ We had our first demo on our new Nova lathe.
- ➡ We had 12 new members sign up – by far a big first. This brings our total to 173!

February's meeting was astounding as the auditorium was packed. To save as much time for

Stuart's demo, we did show and tell a bit differently and for me, I liked the format where we had the turner describe their work. Send me your feedback, but I think we will try it again next month.

The classes and demo day with Stuart went very well. Dave and his wife, Judy were gracious hosts, and the shop was perfect. Stuart gave permission to distribute 15GB of videos so if you would like a copy, bring a 16GB USB flash drive to the meeting.

Thanks to Cascade for their loan of four lathes and Mike Meredith for two of his, so that we had eight lathes in total. An item for our next board meeting will be consideration of buying two new Midi-lathes for a total of 4. We can share these with Cascade or Southwest Woodturners for hands-on classes.

New Sponsor - As you will see below, we welcome Milwaukee Hardwoods as a new sponsor offering 10% discount on wood on top of their aggressive prices.

Janice Levi - Coming up this month is Janice Levi, who specializes in pyrography. While pyrography is not something all turners do, it is a tool that you can use to enhance your turnings. Those who want to improve their skills should sign up for the Hands-On class – we still have openings. Note you will need to have a wood burner – see the attachments on the [registration page](#).

Community Service – We will be introducing the Beads of Courage project at the March meeting. See the article below for details. Many thanks to John Sutter for driving this huge effort along with the Guild of Oregon Woodworkers. We will have kits available at the meeting. We have a 45-minute video that documents the process from start to end in the kit. If anyone else would like a copy of the video, bring an 8GB USB flash drive to the meeting and I will give you a copy.

I still need someone to turn three 36-38" spindles into round spindles. I did two with just a steady-rest and it was not fun but if you can use the tail stock, this should be an easy task. Please contact me.

We also need a Community Service leader. I saw a lot of interest at the meeting – just need someone to step up to be the focal point. It's a new role that you can define what it should be. Please see me if interested.

—Roger

CLUB INFO

NORTHWEST WOODTURNERS www.northwestwoodturners.com

Meetings are held at 7pm on the 1st Thursday of each month at:

The Multnomah Arts Center
7688 SW Capitol Hwy
Portland, OR 97219
[\[map\]](#)

President
[Roger Crooks](#)

Vice President
[Kevin White](#)

Secretary
[Larry Klick](#)

Treasurer
[Mike Meredith](#)

Directors
Steve Newberry Sarah Livingston
Dave Wood Richard Hall
Barb Hall Jim Schoeffel

STAFF VOLUNTEERS

Raffle Coordinators
Jackie Yi Kim Talley

Librarians
Lynne Hemmert Alex McDowell

Photographer
Jim Schoeffel

Webmaster
Roger Crooks

Storekeeper
John Sutter

Newsletter Editor
[Bill Karow](#)
(503) 490-0325

VP'S "TURN ON THINGS" • KEVIN WHITE



Janice Levi who is an expert in both pyrography and woodturning will be coming from Texas to our Thursday, March 5, meeting to do a demo on pyrography and then an all-day hands-on class on Friday again on pyrography.

See the class information below on the class and demonstration material.

[PYROGRAPHY BASICS: Class Requirements](#)

[PYROGRAPHY BASICS: Demonstration Handout](#)

There are still a few openings for anyone wanting to attend. You can still [register here](#).

The rest of the year is beginning to fill in with Tom Willing doing a demo in April on eggs just in time for Easter, John Beechwood in May, Jimmie Allen (aka The Boxmaster) in June, and Dale Larson doing spheres in July.

We are working on a date in October to do a sharpening class led by Mike Meredith. We'll have updates on the website and more demonstrators for the rest of this year and the beginning of next year in the next newsletter.

—Kevin

NWWT WEBSITE RESOURCES



Since we are fortunate to be able to welcome so many new club members to NWWT, I thought it would be a good idea to remind everyone (new and old!) about the page of Resource Documents that resides on the Members Only section of our website:

www.northwestwoodturners.com/Documents.

There are a lot of easy to understand "how-to" instructions for turning peppermills and salt shakers, toys, spheres, eggs, and even some off-center turning projects. There are also finishing instructions, Fibonacci gauge templates, and tool sharpening guides.

All documents can be both viewed online as well as downloaded for reference later.

Check it out. You'll be glad you did.

—bk

BEADS OF COURAGE PROJECT



Last fall, John Sutter came up with a great idea. "Let's make thirty **exceptional** boxes for the Beads of Courage organization." [Beads of Courage, Inc.](#) is a non-profit organization that is dedicated to improving the quality of life for children and teens coping with serious illness, their families, and the clinicians who care for them through their Arts-in-Medicine Programs.

Since 2005, Beads of Courage, Inc. has established collaborative partnerships in caring with hundreds of hospitals nationally and internationally, and worked with several community organizations to make healing happen through the use of beads as a historical art form.

[AAW](#) supports Beads of Courage and encourages all the chapters to participate.

Following the basic guidelines provided, John adapted one of his favorite box designs into a Beads of Courage Box. Unique to this design is an 8-sided box – not a friendly design for turners. To make it as easy for

turners as possible and to ensure consistency in the boxes, we needed to provide all the wood for the boxes, mill it and make the pieces ready to put on the lathe. To achieve this, NWWT partnered with the Guild of Oregon Woodworkers' Product Build team to do this part of the work.

The Product Build team milled all the donated wood to thickness, cut the box sides at the 22.5° angle (360°/16) and glued them together in a custom jig. In addition, glue blocks were made for the top and bottom pieces, have the critical "center mark" marked, guidelines marked, and made round, making them ready to chuck and turn.



Octangle Box



Contents of the kit milled by the Product Build Team



30 Kits and the Product Build Team

Detailed instructions are provided, but we quickly recognized that this is not a trivial turning project, so we decided to make a video. John, having made many of these designs, worked out the easiest and best procedures to save time and avoid mistakes. As a result, we've created a 50-minute video showing each step in the process. This video, with the written instruction, should make it a relatively straight forward task. Still, mistakes can be made so John ([email](#)) has a few spare parts just in case.

All the wood was donated by various sources including Crosscut Hardwoods. All labor was donated by the Guild, John and all the NWWT volunteers who will turn the kit into a beautiful box. Our goal is to have them done and ready to donate in the June/July timeframe.

— Roger and John

PREP WORK FOR STUART BATTY CLASSES + DEMO



When we planned for Stuart's hands-on class, we knew we needed to supply 2-3 blanks for the students – maybe 24 max. When we added the second class, that doubled, and I had a bit of a concern. However, when I saw his list of 6 green wood blanks, I can't print my reaction. Time to get to work with just two weeks before the class.

A plea went out for a tree. Fortunately, we got a response from David Mealy and Ken Vetterick of Milwaukee Hardwoods. David is an excellent turner, and Ken is a friend from the

Guild of Oregon Woodworkers. Many in the Guild get their wood from Ken, and Milwaukee Hardwoods sources wood for many local companies including the Joinery. Prices are good, and service is excellent.



They offered us a "just cut" Norwegian Maple, about 2' by 9', plus they milled it for us into 4" planks. That one hour of milling saved us days of processing. I cut the planks in half, and we loaded the 4" planks into Dave Wood's truck with their forklift – this wet wood was really heavy. The next day, six of us met at Dave's house. We laid out the bowl blanks and spindle blanks on the planks, and in the rain, went to work with the chainsaws. The sun came out just as we were done – welcome to Oregon.



With over 100 raw blanks, we split the bowl squares between us and took them home to round them on our bandsaws. Larry and Dave cut most of the spindle blanks on his table saw. We sealed the spindle blanks and wrapped the bowl blanks in plastic. The very green bowl blanks were a challenge for most of our bandsaws, even with a carbide tip blade. The result was over 100 turning blanks in two days. Many thanks to Dave Wood, Mike Meredith, Larry Klick, Bill Karow and Steve Newberry.



And special thanks to Dave and Ken from Milwaukee Hardwoods – if you need wood, give them a call. They have three kilns, can cut to order, have lots of natural edge and traditional dimensional lumber and can provide turning stock on order.

—Roger



MILWAUKIE HARDWOODS • NWWT DISCOUNT!



Milwaukie Hardwoods, a local milling, kiln drying, log transport service and source for turning stock, slabs and dimensional lumber **is now offering NWWT members 10% discount on top of their great prices.** Call them or email to swing by for a visit.

MILWAUKIE HARDWOODS, LLC
5111 SE Lake Rd Milwaukie, Oregon 97222
www.milwaukiehardwoods.com
(503) 309-0309
milwaukiehardwoods@gmail.com

STUART BATTY CLASSES + ALL-DAY DEMO • PHOTOS

• Photography by Dave Wood, Larry Klick, Roger Crooks and Bill Karow •



STUART BATTY CLASSES + ALL-DAY DEMO • PHOTOS (CONT)



"SHOW US YOUR SHOP"

I thought it would be fun and helpful to take a look inside the woodturning spaces of some of our fellow club members. It is my goal to show a different shop every month. Hopefully, you will find things that could help you in your shop, too!

This month, we have the opportunity to peek inside the shop of our Club President, Roger Crooks. Thanks, Roger!

—bk

ROGER CROOKS SHOP TOUR



After seeing Mike Porter's gorgeous shop last month (it's actually nicer than the pictures show), I'd like to call mine the Efficient Shop or "How much stuff can you cram into 192 sq ft." Why 192? – it is below the 200 sq ft limit where a permit is required, plus it was all the space available without cutting a huge tree.



Mine is a 12x16 Tuff Shed, which they built in one day two years ago on Jan 3rd, when the temp maxed out at 15°F. I had electric run out to a box with 220V and 110V. I did the inside wiring, insulation, lighting and the white pegboard. I love pegboard – it makes the place bright and lets me hang tools all over the walls, so I can find them. For lighting, I have seven 4' LED shop lights and 6 additional lights on the machines that I can adjust to whatever I am doing. It is bright inside, and I'm sure other baby boomers can appreciate why so much light.

The most important part of the layout is the bench in the middle and the lathe in the corner, with all the tools within reach without moving more than a few steps. The grinder is in the opposite corner, again with all the required tools within reaching distance.



The second key element is the huge tool chest. I've always wanted one but could never justify it. Now it keeps all my accessories neatly organized, and it is packed to the hilt.

The bandsaw is on wheels, so I can move it out when needed for longer items.



ROGER CROOKS SHOP TOUR (CONT.)

For dust collection, I have a shop vac for the bandsaw and belt sander, a ceiling room dust collector, and I finally found a solution for dust off the lathe. This Rikon wall mount dust collector really works well after I devised a simple way to keep the hose near the turning.



There is an electric winch over the lathe for mounting heavy items and a vacuum pump and air compressor next to the lathe. I ran an air hose to the other end near the bandsaw and door. For wood storage, the rack holds mostly small pieces which I try to label. There is space under the house and on an outside rack in the back of the shed which hold large pieces not yet processed or cut, but waiting to dry.



I've got an Alexa speaker for music and news, a small ceramic heater that keeps the place warm enough for me (I like about 60°F), and about every gadget you can think of hanging on the walls.

Could I use more space – sure, but do I have enough space, I do.

—Roger



FEBRUARY MEETING • REVIEW



Our February meeting was a tremendous success! We had world-class turner and demonstrator, Stuart Batty take our brand new Laguna 18|36 lathe out for its first spin. And it seemed to hold up to Stuart's exacting standards!

Stuart explained his Seven Principles that lead to perfect cuts: Understanding Grain Direction, Chucking, Sharpening, Tool Rest Position, Lathe Speed, Stance and Push Cut Technique.

It felt like 12 hours of information packed into an hour and a half meeting! Luckily, there is a [handout available](#) on the NWWT site that explains all of it.

There were some very nice Show-n-Tell pieces, as well as an incredible amount of amazing wood donated for the monthly raffle. The attendance was also the largest that I can remember! All in all, a tremendously successful meeting!

—bk



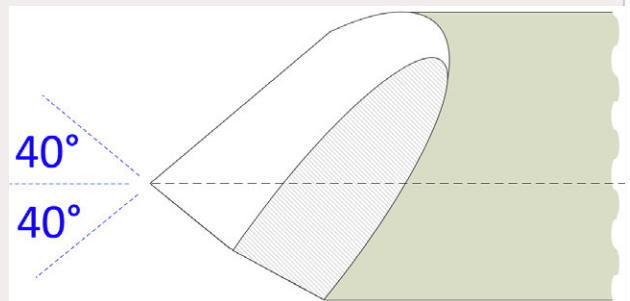
MARCH CHALLENGE • "PUSH CUT" PIECE



The March Challenge is any piece made using the "Push Cut" taught by Stuart Batty at last month's meeting, classes and demonstration.

Also, don't forget to bring your newly turned **Show-n-Tell** pieces to share with the club!

Winner goes on the front cover of April's newsletter!



MARCH DEMONSTRATOR • JANICE LEVI



We are fortunate to have Janice Levi as our March meeting demonstrator. Below is a description of what she will be covering.

BASIC PYROGRAPHY:

There are several woodburning options which include (1) a soldering iron, (2) a solid tip burner, and (3) an adjustable tip burner. A brief discussion including pros and cons of each burner will be given, but the bulk of the demo will involve the adjustable tip burner.

The demo/class will include:

- Selecting a machine that fits the needs of the person
- Selecting tips
- Making your own tips
- Selecting wood
- Woodburning techniques
- Temperature control and its importance
- Selecting/creating patterns
- Techniques for applying patterns to flat and round surfaces
- Cleanup after burning
- Safety tips for health and wood



JANICE LEVI • HANDS-ON CLASS

Friday, March 6th

9am – 4pm

Multnomah Art Center

[Register here](#) - Space still available!

ADVANCED PYROGRAPHY: (6 hour class)

This class requires the use of an adjustable temperature woodburner. We will explore the effects of various temperature settings using several different tips. All students will complete a series of practice woodburnings plus a final one that demonstrates their ability to vary temperature, pressure and speed of the burning tips.

- Woodburning techniques
- Temperature control and its importance
- Selecting/creating patterns
- Techniques for applying patterns to flat and round surfaces
- Cleanup after burning
- Safety tips for health and wood
- Creating several practice pieces
- Creating a final woodburned piece



APRIL DEMONSTRATOR • TOM WILLING

**Turning an Egg Form for Easter!**

Our very own Tom Willing will take the mystery out of turning one of the most elemental forms in nature, the egg.

Elemental it may be, but it is a challenge to any turner as the shape is an ever changing surface from end to end. Tom, however, has a process that will give you two methodical approaches to turning this shape.



A **Laborer** works
with his *hands*

A **Craftsman** works
with his *hands*
and his *mind*

An **Artisan** works
With his *hands*
his *mind*
and his *heart*

— seen on Dale Larson's shop wall

FEBRUARY CHALLENGE • "NEW TOOL" TURNINGS

• Photography by Jim Schoeffel •

The Monthly Challenge for February was New-Tool Turnings.

John Beechwood was the winner. Congratulations, John!

WINNER!

**John Beechwood***Four Spheres**Maple**Spheres (l to r):**3-1/4" dia.,**3" dia. with decorations (on 6" dia. x 2" high pedestal),**3" dia.,**2-3/4" dia.**Made using newly acquired Chefware Sphere Jig*

FEBRUARY SHOW-N-TELL

• Photography by Jim Schoeffel •

WINNER!

**Jason Goodrich**

Mallet

Brass and Spalted Big Leaf Maple

Head: 1-1/4" hexagon x 2-1/2" long

Handle: 1" dia. x 4-1/2" long

**John Fawcett**

Segmented Vase with lid

10" dia. x 13-1/2" high

About 950 segments.

Upper and lower sections are Cherry.

Designs use Maple, Wenge and Bloodwood.

Finish is Doctor's Woodshop's Walnut Oil, Carnuba Wax and Shellac Woodturning Finish followed by buffing with Tripoli, then White Diamond Compound, then Carnuba Wax.

The "vase" will eventually be used as an urn, thus the loose "lid" that will be used to seal it.

Dean Yioulos

Lidded Box

Walnut, Cherry and Unknown

Box: 3-1/2" dia. x 3-1/2" tall

Lid: 3-1/2" dia. x 1-3/4" thick



FEBRUARY SHOW-N-TELL

• Photography by Jim Schoeffel •



David Williams
Platter
Maple Burl
Platter: 11-7/8" dia. x 2" deep
Overall: 15" x 15-1/2" x 3" thick



Lynne Hemmert
Hollow Form with Lid
Maple Burl
5-1/2" dia. x 3-1/2" high



Sarah Livingstone
Bowl
Magnolia,
Linseed Oil finish
5-3/4" dia. x 2-3/4" high

Bill Giffin
Purple Heart Medallion
Purple Heart
2" dia.
Real Purple Heart Medal was awarded to Scott McHale



FEBRUARY SHOW-N-TELL

• Photography by Jim Schoeffel •



Bill Karow
Square-winged bowl or tray
Home Depot fir
7-1/4" x 9" x 1-1/4" high.



Roger Schlough
Bowl
Ash,
Hemp Oil finish
9-1/4" dia. x 2-3/8" high



Bill Karow
Sake Cup
Reclaimed Fir beam
2-1/4" dia. x 2" high



Roger Schlough
Shallow Bowl
English Walnut,
Hemp Oil finish
9-1/4" dia. x 1-5/8" high

Bill Karow
Vessel
Ash, scorched, brushed and waxed
3-1/2" dia. 3-1/2" high



Roger Schlough
Shallow Bowl
Spalted Birch,
Hemp Oil finish
5-3/4" dia. x 1-3/4" high

FEBRUARY SHOW-N-TELL

• Photography by Jim Schoeffel •

**Tom Willing***Lidded Bowl with Eggs**Ambrosia Maple, Blackwood finial**Bowl: 10" dia. x 1-3/4" high**Lid: 5" dia. x 1-3/4" thick**Finial: 6-1/2" tall**Eggs: 1-5/8" dia. x 2-1/2" long***Bill Giffin***Mallet with colored texturing**Beech head with Ironwood handle**Head: 3-1/8" dia. x 4" long**Handle: 1" dia. x 8-1/2" long*

FEBRUARY SHOW-N-TELL

• Photography by Jim Schoeffel •



Dean Yioulos
Shallow Bowl
Cherry
7-3/4" dia. x 1-3/4" high



Dean Yioulos
Natural Edge Bowl
Elm
5" dia. x 3-1/4" high

David Williams
Gear Sculpture
Wood with metallic
reactive paint;
Steel gears; Steel base
Large gear: 15" dia.
Base: 12" dia.
Overall height: 26"



2020 NWWT MEETING SCHEDULE & PROGRAMS

NORTHWEST WOODTURNERS


1st Thursday of each month at 7pm in the Main Auditorium
The Multnomah Arts Center, 7688 SW Capitol Hwy, Portland, OR 97219

DATE	PROGRAM	MONTHLY CHALLENGE
Thursday, January 2	Annual Tool Sale and Swap Meet	Turn a Sphere
Thursday, February 6	Stuart Batty	"New Tool" Turnings
Thursday, March 5	Janice Levi — Pyrography	Push Cut Bowls
Thursday, April 2	Tom Willing — Easter Eggs	Pyrography
Thursday, May 7	John Beechwood — TBD	Eggs
Thursday, June 4	Jimmie Allen — Boxes	TBD
Thursday, July 2	Dale Larson — Spheres	Boxes
Saturday, August 8	Picnic + Auction!	_____
Thursday, September 3	Kathleen Duncan — Piercings	Spheres
Thursday, October 1	Mike Meredith — Sharpening	Pierced Pieces
Thursday, November 5	Roger Crooks — TBD	TBD
Thursday, December 3	No Meeting	Happy Holidays!

MAP TO THE MULTNOMAH ARTS CENTER



DALE LARSON • FEBRUARY OPEN SHOP



For about the last 10 years, Howard Borer and I have hosted Open Shop Saturday in my shop in Gresham. The idea behind Open Shop is to help new turners with projects and ideas. We have a good group of experienced turners who help new turners mount the wood on the lathe and learn how to sharpen and present their tools to the wood. I like to say: *We have no standards, everyone is welcome.*

—Dale

When: Generally the last Saturday of the month from 9am to noon.

Where: Dale's shop at [5010 SE Regner Rd, Gresham](#).
(503) 661-7793

Next Open Shop will be Saturday, Feb 29th, 2020 starting at about 9am.



WOMEN IN TURNING • MARCH OPEN SHOP

The women's turning group will be meeting **Saturday, March 7th, 2020 from 9am–12noon**. We meet at the Southwest Washington Woodturners meeting place: **11600 West 20 St, Vancouver, WA 98660** [\[map\]](#).

The group is open to any women who are interested in learning more about turning. All levels, even those who have not turned before, are welcome.

If you plan to attend or would like to be on the email list, contact me at woodspinner@gmail.com, as there are a limited number of lathes available.

—Kathleen Duncan



GRAEME PRIDDLE+MELISSA ENGLER - AUGUST CLASSES



'Form and Surface'

with Graeme Priddle and Melissa Engler

www.melissaengler.com

www.graemepriddle.com

Where: Dale Larson's spacious and well equipped workshop at:
5010 SE Regner Rd
Gresham, OR 97080

When: August 12, 13, 14, 15th — 9am – 5pm (bring your own lunch)

What: We will be running four one-day classes with a maximum of 10 students per day. You can sign up for 1 or more classes depending on your budget and how much you want to achieve.

Fee: 1 day - \$100
2 days - \$190
3 days - \$280
4 days - \$370

Class Description:

You will be led through the fundamentals of spindle and faceplate turning and a wide variety of surface embellishment possibilities.

You will be able to determine your own projects, with guidance if needed from Graeme & Melissa on possibilities to suit individual skill levels.



Graeme will start the days getting the less experienced turners going with simple spindle turned forms (spheres & eggs to practice tool skills) and simple bowls. Your turnings will then become canvases to explore a range of surface treatments, carving/texturing with rotary and hand tools, texturing with wood burners, colouring and finishing techniques.

More experienced turners who can produce a form quickly, or who may prefer to bring pre-turned pieces or test boards, can go straight into surface embellishment with Melissa. As the days progress Graeme will cross over to surface techniques as well as assisting on turning where needed and Melissa will continue with surface techniques and helping those whose projects are ready for coloring/finishing.

This class will cover design and influences, how to come up with ideas to decorate and personalize your turnings, wood selection, preparation and drying, turning/embellishment/finishing techniques, tool selection, sharpening and safety.

There will be early morning and early afternoon demonstration sessions each day leaving plenty of time to allow students to practice what they learn, as well as short demonstrations as requested by students throughout the days.

A lot of the techniques we have to share take time, patience to practice and complete so the more days you can sign up for the more chance you'll have of going home with finished pieces. Or you may just be happy to try a little of a lot of different ideas that you can practice and complete at your leisure at home.

For Inquiries and bookings:

Please contact Graeme at graemepriddle@xtra.co.nz

OTHER WOODTURNING CLUBS • MEETINGS & PROGRAMS

One meeting every month not enough?*Check out what other clubs around our area are doing!**(Please click on the clubs' website links to verify the information presented below.)***WOODTURNERS OF OLYMPIA**woodturnersofolympia.org**2nd TUESDAY of every month @ 6:30pm**First Baptist Church of Olympia
904 Washington St. SE, Olympia, WA 98507 [\[map\]](#)**March 10, 2020: James Leary***Goblets and Piercing***CASCADE WOODTURNERS**cascadewoodturners.com**3rd THURSDAY of every month @ 6:45pm**Willamette Carpenters Training Center
4222 NE 158th Ave, Portland, OR 97230 [\[map\]](#)**March 19, 2020: Dan Tilden***Natural Edges and Hollow Forms***PACIFIC NORTHWEST WOODTURNING GUILD**woodturningguild.com**2nd WEDNESDAY of every month @ 7:00pm**MWA Architects
70 NW Couch St. Portland, OR [\[map\]](#)**March 11, 2020: No meeting this month.****SW WASHINGTON WOODTURNERS**southwestwashingtonwoodturners.com**4th WEDNESDAY of every month @ 7:00pm**Friends of the Carpenter's Center
1600 W 20th St, Vancouver, WA 98660 [\[map\]](#)**March 25, 2020: Visit website for more details.****WILLAMETTE VALLEY WOODTURNERS**willamettevalleywoodturners.com**2nd THURSDAY of every month @ 6:30pm**Center 50+ Senior Center
2615 Portland Rd, NE Salem, OR 97303 [\[map\]](#)**March 12, 2020: Carl Jacobson***To Be Announced***BEAVER STATE WOODTURNERS**beaverstatewoodturners.com**4th THURSDAY of every month @ 6:00pm**Coburg Community Charter School
91274 N Coburg Rd, Coburg, OR 97408 [\[map\]](#)**March 26, 2020: Visit website for more details.**

DAN TILDEN • CASCADE WOODTURNERS

**March
Demonstrator****DAN TILDEN****Monthly Meeting:**

Thursday, Mar 19th @ 6:45pm

All Day Turning Class:Friday, Mar 20th
(\$100 - limited to 8 spots!)**All Day Demo:**

Saturday, Mar 21st (only \$25)

**Location:** Pacific Northwest Carpenters Institute ("PNCI"), 4222 NE 158th Avenue, Portland, Oregon 97230

FREE LOCAL DEMOS

Every month, our local woodworking stores offer a variety of free demonstrations. Consider stopping by and checking them out!

WOODCRAFTERS

02/29/20	Sat 10am-3pm	Shirley Malar	Pyrography
03/07/20	Sat 10am-3pm	Bill Karow	Woodturning
03/14/20	Sat 10am-3pm	Skip Burke	Woodturning
03/21/20	Sat 10am-3pm	Fred Kline	Woodturning
03/28/20	Sat 10am-3pm	Debby Neely	Woodcarving/Pyrography

ROCKLER

02/29/20	Sat 11am	CNC Technology	Add cutting edge technology to your shop with computer controlled machines.
03/14/20	Sat 11am	Power Sharpening	Refine your tools to a professional quality edge using Sorby's PRO Edge Sharpening System.
03/21/20	Sat 11am	Finishing Techniques	Achieve a rich and uniform color in a single application using Old Masters' Wiping Stains.
03/28/20	Sat 11am	SawStop Table Saws	Maximize your woodworking experience with SawStop's legendary safety and unmatched quality.

WOODCRAFT

02/29/20	Sat 1-2pm	Cutting Boards
03/07/20	Sat 1-2pm	Bandsaw Tune-Up
03/14/20	Sat 1-2pm	SawStop Demo
03/28/20	Sat 1-2pm	Sharpening Chisels/Plane Iron



Woodcrafters, Portland (503) 231-0226

Rockler, Beaverton (503) 672-7266

Woodcraft, Tigard (503) 684-1428

woodcrafters.us

rockler.com

woodcraft.com

[Note: Many other fine classes and demos are also available from these local stores.]

NWWT LIBRARY • LYNNE HEMMERT



The NWWT Library is missing A LOT of DVDs!

This is Lynne. He's in charge of our NWWT Library. Lynne usually smiles. But Lynne is not smiling.

That is because a lot of DVDs (highlighted above in magenta) have been checked out by club members, but have not yet been returned to the library.

In order for all of us to benefit from our library, DVDs and books must be returned within a month or two of being checked out. Please, search around your home/shop and return the items. Do it for the club. And do it for Lynne. We miss his smile (:

—bk

NWWT STORE • JOHN SUTTER

The items below are available at most monthly meetings. We buy in bulk and pass the savings to our members.

Starbond CA Glue, Micro Tips, Accelerator, Debonder

DVDs of Past Meeting Demos

NWWT Patches

NWWT T-Shirts

Klingspor 2" & 3" Round & Scalloped Discs

Abranet 3" Assorted Sanding Discs

Abranet 2 3/4" x 5" Sanding Sheets

Mirka Goldflex Soft Abrasive Pads

G2 Gel Pens

Anchor Seal



NWWT RAFFLE • JACKIE YI & KIM TALLEY



Kim Talley and Jackie Yi overseeing another amazing collection of wood that was raffled off at the February meeting.

Thank you, Jackie and Kim!

(\$1/ticket, 6 tickets for \$5)



AAW'S 34TH ANNUAL INTERNATIONAL SYMPOSIUM



Step up to the plate! Accept the challenge to up your game!

The AAW Symposium will bring together more than more than 1,300 turners from around the globe to learn, share, and celebrate the art and craft of woodturning, making it the largest woodturning event in the world. No other event offers as many opportunities to learn from the world's best.

June 4-7, 2020

Kentucky Exposition Center
937 Phillips Lane
Louisville, KY 40209

[Register now!](#)

AAW NEWS

NWWT Members:

NWWT members can receive a free 3-month AAW membership. Watch this [AAW Video](#) for benefits and click [here](#) to join.



AAW 2020 Symposium Chapter Group Discount:

If we have 10 people interested in attending this year's Symposium in Louisville, we can get a \$25 discount per person.

Click on the link for more info on the [2020 AAW Symposium in Louisville](#). If you are thinking of going, please drop me a quick email.

—Roger

COMMUNITY SERVICE OPPORTUNITY

As a reminder about the Assistance League of Portland's fund raising auction on April 27th (see February newsletter for story and details), so far we have commitments for two large 14" salad bowls, one large 14" walnut art bowl, and one 10" live-edge maple bowl.

Judy tells me the Assistance League would sure like to have some of the beautiful Christmas ornament sets she has seen in our meeting minutes for the auction, and maybe some sets of spheres or eggs in nice looking bowls. The auction proceeds go to helping greater Portland area children in grades K-12 get new school clothes.

This program is a great help and a huge motivational boost to children in need, and is entirely staffed by local Assistance League volunteers. It is a very up-close and personal way to give back to our community's future. Please call Dave Wood at 503-880-1349, or Judy Wood at 503-481-9323 with any questions and hopefully your commitments for pieces you're willing to donate for the auction. **All pieces need to be delivered to Judy by March 31st.**

Thanks from us, and thanks from the kids!

—Dave and Judy Wood

AL
assistance league®
Transforming Lives • Strengthening Community
GREATER PORTLAND

Because of You!

Your Support Can Bring Positive Changes To Those In Need!

Dear Supporters,

You can make a difference in the lives of children and adults within your community by supporting Assistance League of Greater Portland, a 501(c)(3) nonprofit organization. Please consider sponsoring our major fundraiser, Promenade Portland, a fashion show and luncheon to be held on April 27, 2020 at the Multnomah Athletic Club.

The funds raised will help us continue our vital programs:

- Operation School Bell® - provides new clothing to school children
- Cordero House, a Janus Youth program - provides support to teens on the path to recovery
- Life Story Books - provides books to children living in foster care to keep their memories, photographs, and school records
- Assault Survivor Kits® - provides toiletries and personal items to victims of assault to help restore their dignity
- Scholarship - provides an education to a trade school program

Ways you can help:

- ___ Become an event sponsor (See sponsor form)
- ___ Make a cash donation
- ___ Donate goods or services for auction packages

WEBSITE OF THE MONTH



THE WOOD DATABASE

<https://www.wood-database.com/>

This is an incredibly detailed website with high-resolution scans of wood samples and a clean, easy-to-read user interface with informative links. A great place to start when trying to identify that block of wood that has been sitting in the corner of your shop for years and you can't remember where it came from.

THE WOOD DATABASE HOME WOOD FINDER ARTICLES ABOUT

WOOD FINDER Search...

BASIC FILTERS

Filter by Genus: All

Wood Type:

- ☐ Hardwood (419)
- ☐ Softwood (88)
- ☐ Monocot (4)

Location:

- ☐ North America (172)
- ☐ South America (75)
- ☐ Asia (74)
- ☐ Australia/New Zealand (64)
- ☐ Africa (61)
- ☐ Europe (60)
- ☐ Central America (58)
- ☐ Pacific Islands (45)

Color/Appearance:

- ☐ White/Straw (119)

Any # A B C D E F G H I J K L M N O P Q R S T U V W X Y Z

Reset all options Switch to metric units

STRENGTH/NUMERICAL FILTERS

Sort By: Common Name

Tree Height (ft)

13 — 330

Trunk Diameter (ft)

0.5 — 13.0

Average Dried Weight (lbs/ft³)

9 — 89

Janka Hardness (lb)

67 — 4,630

Modulus of Rupture (lb/in²)

2,840 — 30,970

Abura
(*Mitragyna ciliata*)

Alata
(*Cordia trichotoma*)

Afrormosa
(*Pericopsis elata*)

Afzelia
(*Afzelia spp.*)

THE WOOD DATABASE HOME WOOD FINDER

SYCAMORE

Common Name(s): Sycamore, American Plane

Scientific Name: *Platanus occidentalis*

Distribution: Eastern United States

Tree Size: 75–120 ft (23–37 m) tall, 3–8 ft (1–2.4 m) trunk diameter

Average Dried Weight: 34 lbs/ft³ (545 kg/m³)

Specific Gravity (Basic, 12% MC): .46, .55

Janka Hardness: 770 lb (3,430 N)

Modulus of Rupture: 10,000 lb/in² (69.0 MPa)

Elastic Modulus: 1,420,000 lb/in² (9.79 GPa)

Crushing Strength: 5,380 lb/in² (37.1 MPa)

Shrinkage: Radial: 5.0%, Tangential: 8.4%, Volumetric: 14.1%, T/R Ratio: 1.7

Color/Appearance: Similar to maple, the wood of Sycamore trees is predominantly comprised of the sapwood, with some darker heartwood streaks also found in most boards. (Though it is not uncommon to also see entire boards of heartwood too.) The sapwood is white to light tan, while the heartwood is a darker reddish brown. Sycamore also has very distinct ray flecks present on quartersawn surfaces—giving it a freckled appearance—and it is sometimes even called “Lacewood.”

Grain/Texture: Sycamore has a fine and even texture that is very similar to maple. The grain is interlocked.

Endgrain: Diffuse-porous; small to medium pores, numerous; solitary and in radial multiples and clusters; tyloses occasionally present, though not easily seen with lens; growth rings distinct due to lighter color of latewood and decreased pore frequency; medium to very wide rays easily visible without lens, noded, wide spacing; parenchyma rare or absent.

Rot Resistance: Sycamore is rated as non-durable to perishable regarding decay resistance, and is susceptible to insect attack.

View more images below

Scans/Pictures:

Sycamore: quartersawn (sanded)

Sycamore: quartersawn (sealed)

Sycamore: flatsawn (sanded)

Sycamore: flatsawn (sealed)

Sycamore (endgrain)


Sycamore (endgrain 10X)

Sycamore (21" x 4.6")

Sycamore and Padauk turned vase

VENDOR SPONSORS ARE KEY TO OUR SUCCESS!

A key component of our financial stability as a club is our vendor sponsors. Our vendors provide periodic gift certificates for the raffle and our annual auction. In addition we receive product donations from some of them. If that were not enough, some also give individual discounts to club members. All this contributes to our financial health. We encourage all of you to patronize our vendor sponsors. It is good for you, good for them, and good for the club.


—————  *Click on each logo to go to their website*  —————




Gift Certificates



Gift Certificates + Merchandise Donations



10% Off Regular Price



Gift Certificates + Merchandise Donations + 10% Off

Penn State Industries

10% Off Regular Price



10% Off Regular Price



10% Off Regular Prices



Gift Certificates + 10% Off

Special note regarding Northwoods Figured Wood: Northwoods is evolving into a slab supplier and will no longer be in the turning blank business. We are sorry to see them go. They were a huge sponsor for us. We thank them deeply for their historical support and wish them the best in their new endeavor.

BULLETIN BOARD

FOR SALE & TRADE

I have a WEN 12/18 lathe for sale.
Under 30 hours. \$200

Tom Hansen
thansenhomestead@gmail.com



BULLETIN BOARD

FOR SALE



Greetings – I have the pictured items for sale. I sold my Vicmarc and my new Jet is smaller and has a 1x8 spindle, so most of these items will no longer fit. \$500 for the lot, I would rather not split it up.

Threaded items fit a 1 1/4 x 8 spindle. Contains a VM120 chuck with four sets of jaws, including the huge VM Cole-style jaws. One-Way Drill Wizard fits 1" stem. 2 faceplates, 2 screw drives and an expanding collet. Also a 9" Robust toolrest w/ 1" post, a 1 1/4 x 8 tap and a One-Way 1 1/4 x 8 adapter.

—Rick Rich
(360) 839-0121

If you have woodturning tools for sale,
know of a tree being taken down in the near future,
a new source for woodturning stock,
upcoming estate sales,
need help
or have questions that need answering...

[let me know](#) and I will post it on the Bulletin Board section of next month's NWWT newsletter.

EDITOR'S NOTES

Past newsletters can be accessed from the NWWT website [here](#).

If you don't have internet access, provide me with your mailing address, and I will print out a copy, lick a stamp and mail a copy of the newsletter to you via U.S. Postal Service.

If you do not receive a courtesy email from me by the beginning of the month indicating that a new newsletter is available online, please send me your current email address.

Submissions to the newsletter are due by the last Thursday of the month.

Articles, tips, web links, classified ads and other woodturning-related items are welcome! Send them to [me](#).

For other business inquiries, contact Northwest Woodturners at:

Northwest Woodturners
P.O. Box 1157
Lake Oswego, OR 97035

NWWT membership has benefits!

Show your NWWT Membership Card to receive a discount off your purchase at
Gilmer Wood, Rockler, Woodcraft, Woodcrafters, Crosscut Hardwoods and Milwaukie Hardwoods.

