

# NORTHWEST WOODTURNERS



Founded 1995

Pacific Northwest Oregon Chapter of The American Association of Woodturning

AAW | AMERICAN ASSOCIATION  
OF WOODTURNERS

## PRESIDENT'S MESSAGE — MIKE MEREDITH



August flew past too quickly, as summer in Oregon always does.

We saw another successful auction, raising about \$3,000 for the club. Thanks again to David and Karen Williams for hosting the event. The auction has become the semi-official end or beginning of the club year, depending on how you look at it. It's always fun and raises a big part of the funds we need to keep Northwest Woodturners moving forward into the next season.

Beginning or end, it's an essential part of our club's activities. Thanks to all of you who participated. *Save the date: 8 August, 2020.* Can't plan too far ahead.

August also saw the club's first participation in the Multnomah Days celebration. That was an interesting event. I had no idea how many people would take part. Multnomah Village has an official population of about 7,000 people. All of them showed up. I realize now that if you google Multnomah Village, the picture you see is a picture from a Multnomah Days celebration. There is another piece in the newsletter on our booth. For not knowing what to expect, I think it went very well. It was a lot of fun.

It also prompted a question in my mind: *Should Northwest Woodturners be more active in providing or identifying venues for members to sell their work?* The immediate answer to me was no, but it was not unequivocal. The Pacific Northwest Woodturning Guild has always been the sales-oriented organization for local woodturners. The number of craft shows and events like Multnomah Days providing opportunities for commercial activities is growing yearly. Etsy.com and other sites provide national exposure to customers. My resolution to the question was that we should be doing what we have always done best, share information and expertise. Perhaps there could be a Commercial Woodturning section of the newsletter or website, a commercial turning interest group. This could be a group within the club where questions on pricing and what to make could be asked.

The frightening thing is that, almost immediately, other interest areas came to mind: Tools and Sharpening, Wood Choice, Design, Surface Augmentation Methods. What started out as a reasonably well-defined idea immediately developed mission creep and flew out of control. Then I realized that in my ten-plus years association with NWWT, I have heard this idea at least twice. The fact that it keeps coming back suggests that it is not a bad idea, just an idea in search of the right people to make it work.

The September meeting offers the ever popular multi-station demo. Here is a chance to see several methods at work in one meeting. It is also a great chance for you to participate as a demonstrator. With the 10 to 15 minute format, it is very easy to show what you can do. Get in touch with John Beechwood for details if you are interested.

See you all on September 5th.

—Mike

## CLUB INFO

**NORTHWEST WOODTURNERS**  
[www.northwestwoodturners.com](http://www.northwestwoodturners.com)

*Meetings are held at 7pm on  
the 1st Thursday of each month at:*

The Multnomah Arts Center  
7688 SW Capitol Hwy  
Portland, OR 97219 [\[map\]](#)

### President

[Mike Meredith](#)

### Vice President

[John Beechwood](#)

### Secretary

[Larry Klick](#)

### Treasurer

[Roger Crooks](#)

### Directors

Steve Newberry Lynne Hemmert  
Mike Meredith Richard Hall  
Barb Hall Jim Schoeffel

## STAFF VOLUNTEERS

### Monthly Raffle

Jackie Yi Kim Talley

### Library

Lynne Hemmert

### Photographer

Jim Schoeffel

### Website

Roger Crooks

### Demo Coordinator

Bill Giffin

### Storekeeper

John Sutter

### A/V Backup

Helen Brown

### Newsletter Editor

[Bill Karow](#)  
(503) 490-0325

## VP'S "TURN ON THINGS" — JOHN BEECHWOOD



The picnic and auction was a big success. This is always a fun time!

For the September Demo, we are going to do a multi station demo. Each station will do a short 10-15 minute demo, take a short break and then repeat. This way you don't have to choose one demo to watch, you can see a few short demos. Right now we have three demos lined up.

Denvy will demonstrate how he sharpens tools.

Tom Willing will do a turning demo. You will have to come and see what he decides to do.

Mike Meredith is going to do a demo on chasing threads.

I will bring my Sorby ProEdge and demo how it works on different tools.

We have room for a few more, let me know if you want to take a crack at doing a demo.  
[jbeechwood3@gmail.com](mailto:jbeechwood3@gmail.com) or 503-791-9524.


October's demonstrator is going to be Roger Crooks. He will show us all about pyrography and how to embellish woodturned pieces by burning different patterns into them. Should be fun and informative!

November's demonstrator will be Carl Jacobson. Carl does a wide spectrum of things and is fun to watch. He has a pretty good [YouTube following](#).

I was one of the fortunate people to take the Eli Avisera class at Dale Larson's shop. What a magnificent teacher and artist. If you want to see a master in action, check out some of his videos!

This month's Challenge is a collaboration piece. Working with someone else really can be fun.

—John





## NWWT ANNUAL PICNIC &amp; AUCTION • PICTURES

Dave and Karen Williams graciously hosted our annual NWWT Picnic & Auction on Saturday, August 3rd, and it was a wonderful afternoon! Lots of food, conversations and all things woodturning.


Here are some of the highlights that Roger Crooks and I photographed throughout the day.

—bk





## NWWT ANNUAL PICNIC & AUCTION • PICTURES





## MULTNOMAH DAYS • RECAP



Northwest Woodturners joined the Multnomah Village Business Association this year. That qualified us for a booth at the Multnomah Days Celebration. We accepted this as an opportunity for the membership to sell some of their pieces as well as take part in a very interesting, very old-time town gathering. Thanks to the efforts of Larry Klick and the ready-made sales booth of John Beachwood, we were able to present the wares of the Northwest Woodturners membership to a wider audience. Larry Klick, John Beechwood, Tim West, Mike Meredith and of course, Roger Crooks turned out at 7am to set up the booth. The crowd began arriving about 9am. Bill Karow dropped by to lend moral support.

It is estimated that the Multnomah Days celebration draws about 10,000 people. There weren't that many going through our booth, but a goodly number did get to look at the projects presented for sale.

Items for sale covered the range from plates, platters, bowls, spheres including baseballs, and hollow forms to yarn bowls and ornaments; something for everyone. The work was appreciated by all those who saw it and perhaps more importantly, by those who bought it. It's always an interesting experience to have people who are not woodturners look at your pieces. It's useful to see what projects appeals to a broader public sector.

The club made some money, members sold some pieces and a lot of people were introduced to Northwest Woodturners who didn't know us before. Will we do this again? Maybe, maybe not. It was fun, it was work, it was a good opportunity to sell some turned pieces, and to spread our name in the community. If we do decide to do it again, we'll know a lot more about what needs to be done and how we can improve upon the effort. That would probably begin with making sure we are not downhill from a shaved ice vendor booth that leaked sticky syrup stuff into our booth all day and played really bad, Caribbean steel drum music much too loudly.

—Mike Meredith



Members of Northwest Woodturners participated in a uniquely popular event called Multnomah Village Days on Saturday August 17th. Highlights of the family oriented event included a parade, live music, great food (ask Mike Meredith about the hot dogs), and 160 vendor booths ranging from beautiful ceramics and our woodturnings, to jewelry and information on how to cure your various ailments. Attendance was estimated to be in excess of 10,000 smiling people.

There was a near constant stream of visitors through our booth who expressed amazement at the quality and passion on exhibit in the booth. On display were bowls, platters, vases, yarn bowls, tooth pick holders and much more. Mike Meredith, John Beechwood, Roger Crooks, Tim West, and Larry Klick participated, selling 24 pieces of art for a total of \$684.00. The event contributed \$68.40 to our club treasury.

—Larry Klick

## OUR VENDOR SPONSORS ARE KEY TO OUR SUCCESS!

A key component of our financial stability as a club is our vendor sponsors. Our vendors provide periodic gift certificates for the raffle and our annual auction. In addition we receive product donations from some of them. If that were not enough, some also give individual discounts to club members. All this contributes to our financial health. We encourage all of you to patronize our vendor sponsors. It is good for you, good for them, and good for the club.

Click on each logo to go to their website



*Gift Certificates*



*Gift Certificates + Merchandise Donations*



*10% Off Regular Price*



*Gift Certificates + Merchandise Donations + 10% Off*



*10% Off Regular Price*

**Penn State Industries**

*10% Off Regular Price*



*Gift Certificates + 10% Off*



*Gift Certificates + Merchandise Donations*

**Special note regarding Northwoods Figured Wood:** Northwoods is evolving into a slab supplier and will no longer be in the turning blank business. We are sorry to see them go. They were a huge sponsor for us. We thank them deeply for their historical support and wish them the best in their new endeavor.



## AAW 2020 BOARD OF DIRECTORS ELECTION

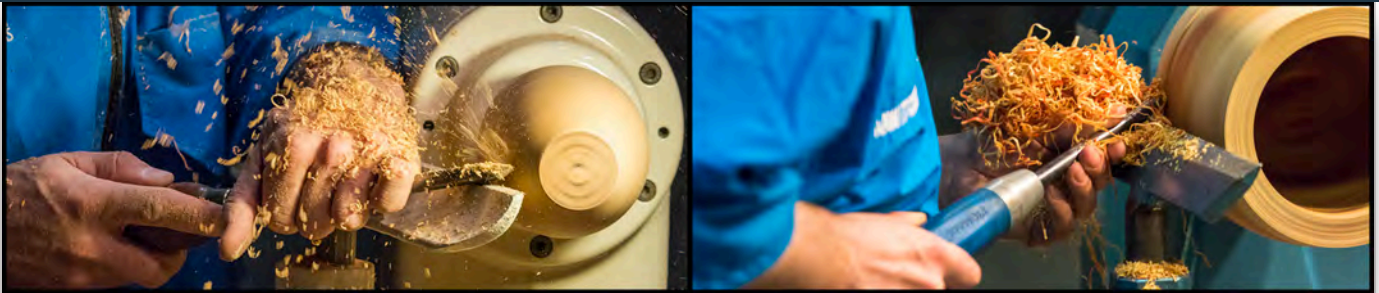
**IMPORTANT! PLEASE READ...AND VOTE!!!** The Nominating Committee is pleased to present the following six candidates, who are running for the AAW Board of Directors. AAW members elect a nine-member board to volunteer their time and energy to represent the membership in moving the AAW forward. We encourage you to participate in the voting process and hope you will help make this election turnout significant. Your vote must be cast electronically or received in Saint Paul **between August 1, 2019, and midnight CST August 31, 2019.**

—Jeff Brockett, Chair, AAW Nominating Committee

*[Editor's note: **Our own NWWT Vice President, John Beechwood, is one of the six candidates running for a seat on the AAW's Board of Directors.** To view his, as well as the other candidates' statements and videos, [click on this link](#). And don't forget to vote!*

Click here to  
**VOTE**

## AAW — COMPLIMENTARY GUEST MEMBERSHIP




By signing up for a [Complimentary Guest Membership](#), you can have limited access to a sampling of AAW resources for a full 60 days. You'll be able to explore what the AAW has to offer, kick our tires, and hopefully decide to become a full-fledged, paid AAW member to benefit from everything the AAW has to offer. Click [here](#) to view/download a list of publications and services available to full/paid AAW members.

**AAW** | AMERICAN ASSOCIATION  
OF WOODTURNERS

## NWWT MEMBERSHIP CARDS

**Please don't forget to renew your Northwest Woodturners club membership!**



As always, [paying on-line](#) is the easiest for me and less error-prone, but we appreciate your money any way you want to pay. Just a reminder, several years ago we moved our membership plan from an annual plan (Jan-Dec) to an anniversary plan (12 months from when you join). You get a renewal message a month before your membership expires, so wait until you get your renewal notice to pay. Also, **don't forget to [renew your AAW membership](#)**, which is an annual plan, so join or renew now!

—Roger

## TIP(S) OF THE MONTH — BILL KAROW



Cracks and voids in your woodturning pieces can be filled with fine sawdust from the different-colored species of wood that you work with.

Places to harvest your sawdust:

- Cut some scraps of the wood you're working with on your bandsaw, but leave the dust extraction off. After a few cuts, open the lower wheel house door and collect the fine dust.
- Palm, random orbital and rotary sanders that have small dust collection bags attached to the back.

- Shake the pile of shavings under your lathe and the fine dust particles will fall to the floor.
- While it's mounted to your lathe but before you finish turn the interior of a dry, roughed out bowl, powersand with an 80 grit disc (leave the lathe dust extraction off!) and save the dust to use in the cracks and voids after you finish turn the piece.
- Used espresso grounds from your local coffee shop. (Dry them out before using.)

Use small, air-tight storage containers to keep the moisture out, and if they are the clear kind, you can see the color variations in the different species you've collected.

I like to use small tubes of 5-minute epoxy, so I thoroughly mix the dust with Part A, then stir in Part B, so I have enough time to fill the cracks before it cures. Applying a little heat as the mixture cures from a heat gun or blowdryer can help remove air bubbles from the epoxy.

Use a little blue painter's tape if the crack goes all the way through the wall of the piece, so the glue will fill the void and not just run out the other side! (You may have to repeat the process in the opposite direction as well.)

I also sometimes pack dust in the crack or void, then apply some thin CA, sprinkle on a little more dust, then top it off with a dollop of medium thin or medium CA. This forms a raised "scab" of material that you can sand down to the level of the wood once the glue hardens.

You can use pantyhose or those free nylon "try-on" socks from a shoe store to strain coarser dust or coffee grounds. ( :

—bk





## TURNING TEASERS — TOM WILLING



Each month, if space allows (and we don't run out of material), we'll show you a photo and ask a question or two about it.

We'll let you think about it for a month, then give you our thoughts in the next newsletter.

***September's Question:***

***You have a large bowl blank of green oak (or walnut or maple), and plan to mount it to the lathe using your 6" diameter faceplate that has 18 screw holes in it. How many screws do you use and why?***

*(Answer will appear in the October newsletter.)*

—Tom Willing



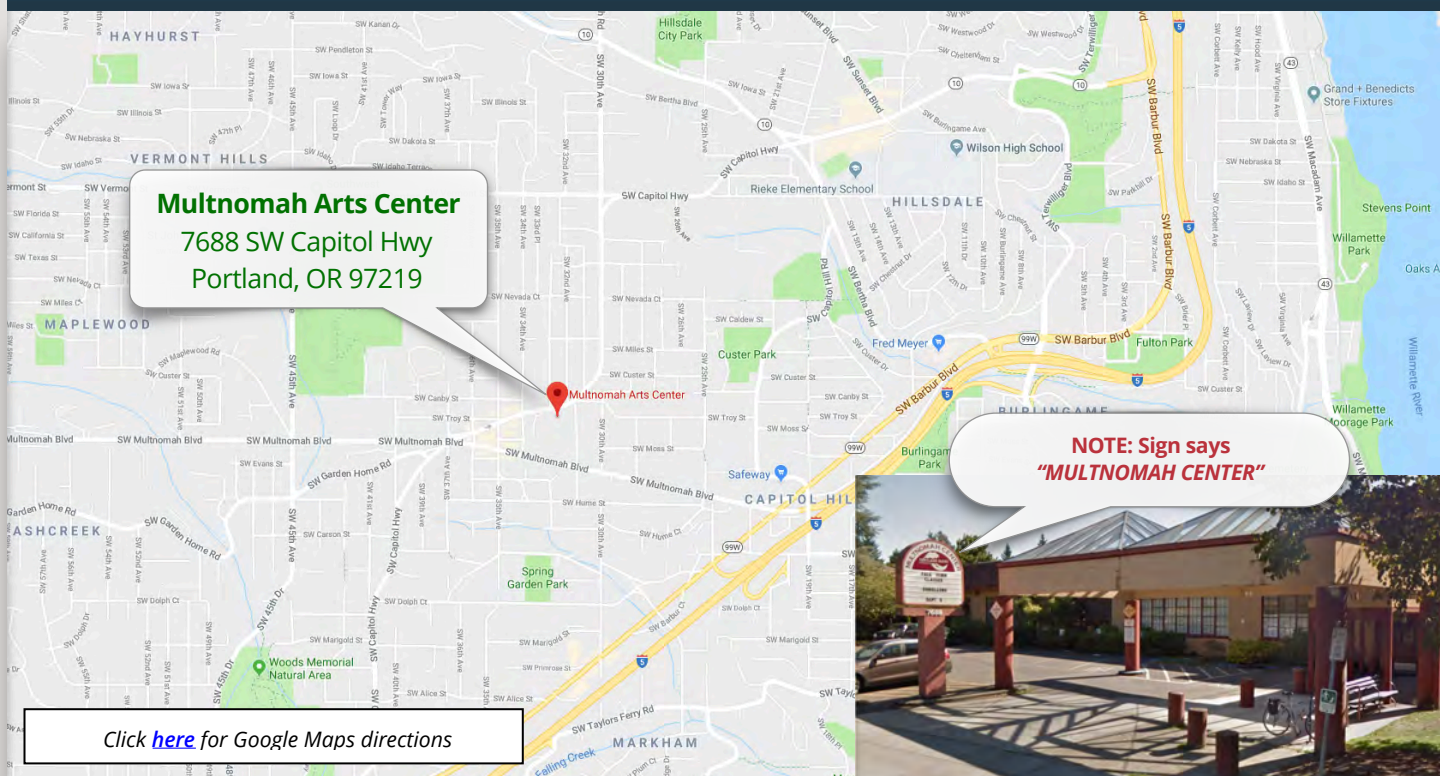
## 2019 NWWT MEETING SCHEDULE &amp; PROGRAMS

# NORTHWEST WOODTURNERS

**1st Thursday of each month at 7pm in the Main Auditorium**  
The Multnomah Arts Center, 7688 SW Capitol Hwy, Portland, OR 97219

DATE	PROGRAM	CHALLENGE
Thursday, January 3	Annual Tool Swap Meet	"Rescued" (Repaired) Turnings
Thursday, February 7	Dale Larson – "Picking the Best Part of the Tree"	New-Tool Turnings
Thursday, March 7	Bill Karow – "Bird's Beak Vases"	Naturally Figured Pieces
Thursday, April 4	Rick Rich – "Table Lamp"	Bird's Mouth Bowls
Thursday, May 2	Jay Shepard – "Finishing"	Turn a Table Lamp
Thursday, June 6	Reed Gray (aka RoboHippy) – "Bowl Turning"	Hollow Form
Thursday, July 4	No Meeting	None
Saturday, August 3	Picnic + Auction!	None
<b>Thursday, September 5</b>	<b>Multi Station Demo</b>	<b>Collaboration Pieces</b>
Thursday, October 3	Roger Crooks	Pyrography
Thursday, November 7	Carl Jacobson	Holiday Pieces / Ornaments
December	No Meeting	Happy Holidays!

## MAP TO THE MULTNOMAH ARTS CENTER



Click [here](#) for Google Maps directions



## OTHER WOODTURNING CLUBS • MEETINGS &amp; PROGRAMS

**One meeting every month not enough?***Check out what other clubs around our area are doing!**(Please click on the clubs' website links to verify the information presented below.)***WOODTURNERS OF OLYMPIA**[woodturnersofolympia.org](http://woodturnersofolympia.org)**2nd TUESDAY of every month @ 6:30pm**First Baptist Church of Olympia  
904 Washington St. SE, Olympia, WA 98507 [\[map\]](#)**September 21, 2019: SYMPOSIUM!**more info on our [website](#)**CASCADE WOODTURNERS**[cascadewoodturners.com](http://cascadewoodturners.com)**3rd THURSDAY of every month @ 6:30pm**Willamette Carpenters Training Center  
4222 NE 158th Ave, Portland, OR 97230 [\[map\]](#)**September 19, 2019: Craig Timmerman -***Winged Bowl***PACIFIC NORTHWEST WOODTURNING GUILD**[woodturningguild.com](http://woodturningguild.com)**2nd WEDNESDAY of every month @ 7:00pm**MWA Architects  
70 NW Couch St. Portland, OR [\[map\]](#)**September 11, 2019: Everyone is welcome!****SW WASHINGTON WOODTURNERS**[southwestwashingtonwoodturners.com](http://southwestwashingtonwoodturners.com)**4th WEDNESDAY of every month @ 7:00pm**Friends of the Carpenter's Center  
1600 W 20th St, Vancouver, WA 98660 [\[map\]](#)**September 25, 2019: Dan Massie -***Box with Fitted Lid***WILLAMETTE VALLEY WOODTURNERS**[willamettevalleywoodturners.com](http://willamettevalleywoodturners.com)**2nd THURSDAY of every month @ 6:30pm**Center 50+ Senior Center  
2615 Portland Rd, NE Salem, OR 97303 [\[map\]](#)**September 12, 2019: TBD****BEAVER STATE WOODTURNERS**[beaverstatewoodturners.com](http://beaverstatewoodturners.com)**4th THURSDAY of every month @ 6:00pm**Coburg Community Charter School  
91274 N Coburg Rd, Coburg, OR 97408 [\[map\]](#)**September 26, 2019: Jim Norris -***Turning a Pumpkin*

## 2019 NATIONAL &amp; REGIONAL SYMPOSIA

September 13-15, 2019

[Rocky Mountain Woodturning Symposium](#)

Loveland, CO

September 21, 2019

[Woodturners of Olympia Symposium and Workshops](#)

*Featuring: Graeme Priddle and Melissa Engler with Dan Tilden*

Olympia, WA

October 17-20, 2019

[Turning 2019 at Ohio Valley Woodturners Guild](#)

West Harrison, IN

June 4-7, 2020

**AAW 34th International Woodturning Symposium**

Louisville, KY



## WOMEN IN TURNING • OPEN SHOP

**A call to women turners.** I've started a group for the women turners in the Southwest Washington, Cascade, and Northwest Woodturning clubs.

We have access to the nine lathes at the R.E. Vaughn School of Woodturning in the Friends of the Carpenter's Center. [\[map\]](#)

We are meeting the **first Saturday of every month from 9am to 12pm** to help each other with our woodturning skills. This will be modeled after similar programs including Colorado's "Women at the Lathe" and one at the Southwest Idaho Woodturners.

For more information on exact dates and times, or to be added to the email notification, contact Kathleen at [woodspinner@gmail.com](mailto:woodspinner@gmail.com).

—Kathleen Duncan





## WOODCRAFTERS • FREE DEMOS

Many other fine classes and demonstrations are available from our local stores.

## AUGUST

**AUGUST 3 | MERCEDES MCCREIGHT**

MERCEDES WILL BE HERE TO SHOW HER SKILLS IN THE ART OF PYROGRAPHY.

**AUGUST 10 | SHARON AND RAMOS REYNOSA**

THE RAMOS TALENS ARE EXCEPTIONAL! THEIR SPECIALITIES ARE WILDLIFE CARVING AND WALKING STICKS.

**AUGUST 17 | JIM THARP**

WOODCARVER AND FRIEND OF WOODCRAFTERS, JIM THARP, WILL BE WITH US TO EXHIBIT HIS MANY TALENTS. JIM'S WORK IS DETAILED AND IMAGINATIVE!

**AUGUST 24 | SKIP BURKE**

CASCADE WOODTURNING CLUB MEMBER, SKIP BURKE, WILL DISPLAY HIS UNIQUE LATHE SKILLS. SKIP IS ALWAYS HAPPY TO ANSWER YOUR QUESTIONS!

**AUGUST 31 | SHIRLEY MALAR**

PYROGRAPHER, SHIRLEY MALAR SHOWS HER SPECIALITY IN THE WONDERFUL ART OF WOOD BURNING.

## SEPTEMBER

**SEPTEMBER 7 | DEBBY NEELY**

DEBBY IS A LOCAL ARTIST WHO WORKS IN WOODCUTS OF WILDLIFE. HER FAVORITES ARE THE BIRDS, FISH AND ANIMALS OF THE NORTHWEST.

**SEPTEMBER 14 | JIM THARP**

WOODCARVER AND FRIEND OF WOODCRAFTERS, JIM THARP, WILL BE WITH US TO EXHIBIT HIS MANY TALENTS.

**SEPTEMBER 21 | SKIP BURKE**

CASCADE WOODTURNING CLUB MEMBER, SKIP BURKE, WILL DISPLAY HIS UNIQUE LATHE SKILLS. SKIP IS ALWAYS HAPPY TO ANSWER YOUR QUESTIONS!

**SEPTEMBER 28 | LARRY HAAS**

SCROLL SAW ARTIST LARRY HAAS SPENDS SOME TIME TODAY SHOWING THE TALENT AND SKILL THAT MAKE HIM SUCH AN EXPERT ON THE SCROLL SAW. IF YOU LIKE INLAY OR INTARSIA, THIS IS THE DEMO FOR YOU.

## OCTOBER

**OCTOBER 5 | MERCEDES MCCREIGHT**

MERCEDES WILL BE HERE TO SHOW HER SKILLS IN THE ART OF PYROGRAPHY.

**OCTOBER 12 | FRED KLINE**

THIS SATURDAY WE HAVE FRED KLINE ON THE WOOD LATHE. FRED SPECIALIZES IN PEN AND GAME CALL WOODTURNING.

**OCTOBER 19 | SKIP BURKE**

CASCADE WOODTURNING CLUB MEMBER, SKIP BURKE, WILL DISPLAY HIS UNIQUE LATHE SKILLS. SKIP IS ALWAYS HAPPY TO ANSWER YOUR QUESTIONS!

**OCTOBER 26 | LARRY HAAS**

SCROLL SAW ARTIST LARRY HAAS SPENDS SOME TIME TODAY SHOWING THE TALENT AND SKILL THAT MAKE HIM SUCH AN EXPERT ON THE SCROLL SAW. IF YOU LIKE INLAY OR INTARSIA, THIS IS THE DEMO FOR YOU.

## ROCKLER • FREE DEMOS

IN-STORE  
DEMONSTRATIONS**8/17/2019 CNC Tech Made Easy - 11AM**

Bring the speed and precision of computer controlled machinery to your shop with the CNC Shark.

**8/24/2019 Fun & Fast Signmaking - 11AM**

Produce countless classic signs with our instantly recognizable "State Park" Font Sign Making System.

**8/31/2019 - Decorative Boxes - 11AM**

Easily add decorative accents to woodworking projects with the Rockler Corner Key Doweling Jig.

**9/7/2019 - Power Sharpening - 11AM**

Professional sharpening is fast and almost effortless with Work Sharp

**9/14/2019 - JET Power Tools - 11AM**

See some of the finest quality woodworking tools available from JET Power Tools

**9/21/2019 - DC 1250 & Canister - 11AM**

Solve the dust collection equation with the new Rockler DC1250 dust collector and Dust Right's exclusive accessories.

**WOODCRAFT • FREE DEMOS****Unicorn Spit****Saturday, August 24, 1 PM - 2 PM**

This water based stain you not only can use on wood, but on glass, metal, and more. Come join us to learn application techniques to enhance the natural grain of your wood projects.

**Letter Carving****Saturday, August 31, 1 PM - 2 PM**

If you have ever admired a beautifully carved memorial, plaque or sign and wondered how hard (or easy) it would be to carve one yourself, this demo show that you don't need a wealth of tools or skill to get started carving letters.

**Lathe Tool Sharpening****Saturday, September 21, 1 PM - 2 PM**

Sharp tools make turning easier and safer. Join us to see how easy it can be to sharpen turning tools.

**Sharpening Chisels / Plane Irons****Saturday, September 28, 1 PM - 2 PM**

Dull tools are both dangerous and time wasting. See what a difference a sharp turning tool can make in your work. Join us as we demonstrate how easy and quick it is to keep your tools sharp.

**Kreg Adaptive Cutting System****Saturday, October 19, 1 PM - 2 PM**

Learn how to conquer your cuts with the new Kreg Adaptive Cutting System – the portable cutting system that adapts to your needs.

**CNC Demo****Saturday, November 2, 1 PM - 2 PM**

Take your project to the next level with the versatile design capability of a CNC machine.

**Scroll Saw Ornaments****Saturday, November 23, 1 PM - 2 PM**

Join us today as we show how to create detailed, heirloom quality ornaments for many occasions using advanced scroll saw techniques.

**Rockler**, Beaverton

(503) 672-7266

[rockler.com](http://rockler.com)**Woodcrafters**, Portland

(503) 231-0226

[woodcrafters.us](http://woodcrafters.us)**Woodcraft**, Tigard

(503) 684-1428

[woodcraft.com](http://woodcraft.com)



## BULLETIN BOARD



### LATHE FOR SALE: \$300

It belonged to my son who now lives in Texas. **Jet Mini Lathe JML-1014 with the chuck included.** It has been stored in a dry place, coated with Vaseline to protect and covered. I'll clean and polish as soon as it is listed. It has not been used very much. The manual and two turning books are also included.

If interested, please email me at [tsitra.m@gmail.com](mailto:tsitra.m@gmail.com)

–Marilyn Joyce



### LATHE FOR SALE:

This new Oneway 2436 is for sale. It is in Yachats. The lathe is serial #1220. Built in December of 2001. 3hp motor and outboard attachment.

The owner bought it new and then never used it. It has been in a heated shop the whole time.

Contact Gary Meier for pricing.

[gjmwoodturnings@gmail.com](mailto:gjmwoodturnings@gmail.com)

Mobile/Text 772-332-1440

Home Phone 458-546-9042

If you have woodturning tools for sale,  
know of a tree being taken down in the near future,  
a new source for woodturning stock,  
upcoming estate sales,  
need help  
or have questions that need answering...

[let me know](#) and I will post it on the Bulletin Board section of next month's NWWT newsletter.

## EDITOR'S NOTES

Past newsletters can be accessed from the NWWT website [here](#).

If you don't have internet access, provide me with your mailing address, and I will print out a copy, lick a stamp and mail a copy of the newsletter to you via U.S. Postal Service.

If you do not receive a courtesy email from me by the beginning of the month indicating that a new newsletter is available online, please send me your current email address.

**Submissions to the newsletter are due by the last Thursday of the month.**

Articles, tips, web links, classified ads and other woodturning-related items are welcome! Send them to [me](#).

For other business inquiries, contact Northwest Woodturners at:

Northwest Woodturners  
P.O. Box 1157  
Lake Oswego, OR 97035



### ***NWWT membership has benefits!***

Show your NWWT Membership Card to receive a discount off your purchase at Gilmer Wood, Rockler, Woodcraft, Woodcrafters and Crosscut Hardwoods.



P.O. Box 1157 • Lake Oswego, OR 97035

