

NORTHWEST WOODTURNERS

Founded 1995

Pacific Northwest Oregon Chapter of The American Association of Woodturning

AAW | AMERICAN ASSOCIATION
OF WOODTURNERS

PRESIDENT'S MESSAGE — MIKE MEREDITH



In the news of the day category, Northwest Woodturners is purchasing a new lathe through Woodcraft. The new Nova Galaxi is in the store and as soon as the wheels can be fitted (thanks to John Beechwood), it will be delivered for use during club meetings. This will be a step up in lathe capacity for our demonstrators. With luck and care we will, hopefully, get many years of good service from this new piece of equipment.

While setting up a new computer recently, I had to go through my collection of pictures. I found this one of Bob Tuck.

For those who didn't know Bob, he was a major historical figure in woodturning for the Portland area, if not the entire Northwest. I can't even make a guess as to when this picture was taken; we were still in the ChemWest facility. This was pretty much Bob's mode of dress for most of the year. And certainly, the red suspenders were a constant item year round. Bob taught all of us to turn, in one sense or another.

Next time you visit Woodcrafters, notice the large banner with Bob's picture over the lathe area. That gives you a sense of the influence Bob had on local woodturning.

Seeing Bob again started me thinking about my relationship with him as a mentor. Although at this time I was already an experienced turner with many years at the lathe, I remember how hard it was to ask Bob questions about turning in the beginning. My reticence was completely unfounded because, although the term curmudgeon could've been applied to Bob, he loved to talk about woodturning. Once the conversation was started, it progressed through every subsequent meeting. He knew pretty much everything about every kind of wood, every kind of tool, every project and anything else you might want to know about woodturning.

If we could get every turner upon whom Bob exerted an influence in one place, we would have a very impressive set of demonstrators.

I relate this history because I'm a little concerned that this part of the club



Bob Tuck

CLUB INFO

NORTHWEST WOODTURNERS www.northwestwoodturners.com

*Meetings are held at 7pm on
the 1st Thursday of each month at:*

The Multnomah Arts Center
7688 SW Capitol Hwy
Portland, OR 97219 [\[map\]](#)

President
[Mike Meredith](#)

Vice President
[John Beechwood](#)

Secretary
[Larry Klick](#)

Treasurer
[Roger Crooks](#)

Directors
Steve Newberry Lynne Hemmert
Mike Meredith Richard Hall
Barb Hall Jim Schoeffel

STAFF VOLUNTEERS

Monthly Raffle
Jackie Yi Kim Talley

Library
Lynne Hemmert

Photographer
Jim Schoeffel

Website
Roger Crooks

Demo Coordinator
Bill Giffin

Storekeeper
John Sutter

A/V Backup
Helen Brown

Newsletter Editor
[Bill Karow](#)
(503) 490-0325

PRESIDENT'S MESSAGE — CON'T

dynamic has disappeared or at least been significantly diminished. Although there exists a list of mentors, I don't think questions get asked. I tell new turners that **you don't have to make all the mistakes yourself, someone has already made them for you. You can add to the list with new mistakes later. All you have to do is ask someone. If they don't know the answer, they will know who does.**

Sometimes I think we over-organize. When my son started playing Little League baseball, I knew the best thing I could do was convince people to take the equipment to a diamond, leave it with the kids and go away. They would sort the game out on their own, as we did, for the most part, as kids. While I think this would have put a lot more fun in the game, I'm also pretty sure the teaching aspect would have come up short.

Which brings me back to the point I want to make about woodturning.

Standing at the lathe making mistakes is an essential element of the training process. But, being able ask somebody a question is not only more fun but also provides the sense of camaraderie that we all can enjoy. Besides, it's just a lot more efficient to avoid mistake than make them all yourself.

When you need to know something about woodturning, someone in the club can provide you an answer. Ask the question!

See you at the meeting.

—Mike

EDITOR'S NOTE


Editor's note: Back in 2010, I took a beginning woodturning class at Woodcraft in Tigard, before I had ever touched steel to wood. Bob Tuck was the instructor. This is a picture of the bowl I made during that class. First bowl I ever made. Thanks, Bob!

—bk



NWWT MEMBERSHIP CARDS

Please don't forget to renew your Northwest Woodturners club membership!



As always, [paying on-line](#) is the easiest for me and less error-prone, but we appreciate your money any way you want to pay. Just a reminder, several years ago we moved our membership plan from an annual plan (Jan-Dec) to an anniversary plan (12 months from when you join). You get a renewal message a month before your membership expires, so wait until you get your renewal notice to pay. Also, **don't forget to [renew your AAW membership](#)**, which is an annual plan, so join or renew now!

—Roger

VP'S "TURN ON THINGS" — JOHN BEECHWOOD



I would like to thank you all for your supporting me in getting elected to serve on the Board of Directors with the AAW. I will be assuming this new and exciting position in January 2020. I would like to invite you all to bring any suggestions, comments or concerns regarding the AAW to me directly at jbeechwood3@gmail.com.

NWWT is a chapter of the AAW. What do you feel the AAW is doing right? What is the AAW doing wrong? What can the AAW do more of or better?

Due to assuming duties with the AAW, I will no longer be able to serve as your Vice President. I will, however, be available to assist whomever is elected to fill this position. We really need someone to step up and fill this gap! If you would like to help schedule our demonstrations and keep NWWT a top level organization please consider taking an active position. I will not be available for the October meeting due to family obligations, but feel free to email me with any questions about this position.

Sharp tools are better for your health! I have been experiencing an annoying pain in my right elbow. After months of home remedies (ignoring it and hoping it goes away), I finally went to see a sports medicine doctor. Turns out that I have a torn tendon in my right elbow! It is what is commonly called "tennis elbow" or "RSI" (repetitive strain injury). So after a cortisone shot to relieve some of the discomfort, the doctor says this can take up to a year to heal. Well, if you are right handed, how often do you need your right elbow when turning? All the time!

I took a few days away from the lathe to allow the cortisone to work and when I started turning again, I noticed that as my tool started losing its edge, I was pushing harder and aggravating the torn tendon. As soon as I sharpened my tool, the discomfort was reduced or went away completely. Whether you are roughing or finishing, please make sure your tool is sharp! I have come to believe that regardless of what angle you prefer on your tools, it is more important that they are sharp!

Octobers demo is going to be Scott Hampton. He will demonstrate a how to make ornaments.

November will be Carl Jacobson. Carl will demonstrate turning with carbide tools.

December there is no meeting.

January is our Annual Tool Swap Sale.

—John



OCTOBER DEMONSTRATOR — SCOTT HAMPTON



For the October meeting, our demonstrator will be Scott Hampton. Scott is a professional woodturning demonstrator from the city of Visalia, CA, located in Central California near Sequoia National Park.

Scott will show how fun holiday ornaments and decorations are to make, and the many designs available to the woodturner.

He will show how to make them using just a basic set of turning tools.

Should be a great demonstration!



SEPTEMBER MEETING • MULTI-STATION DEMOS

Turning Finials + Pyrography + Sharpening + Walking Sticks + Thread Chasing = Fun!



SEPTEMBER MEETING • MULTI-STATION DEMOS



SEPTEMBER CHALLENGE — COLLABORATION PIECES

• Photography by Jim Schoeffel •

WINNER!



John Beechwood

"I Am Groot"

Cactus wood & Maple Burl

Cactus wood provided by Jim Moore

2" dia. x 9-1/2" high

Base 4" dia. x 1-1/2" high

SEPTEMBER SHOW-N-TELL

• Photography by Jim Schoeffel •



Roger Crooks

Bud Vase

Maple

2-1/2" dia. x 5" high



Phil Lapp

Sphere

Hazelnut Gall and Acrylic Resin

2-1/2" dia.



John Drake

Bowl with Inlay

Myrtle

7-1/4" dia. x 3" high

SEPTEMBER SHOW-N-TELL

• Photography by Jim Schoeffel •



John Drake

Bowl with Inlay

Myrtle

6-3/4" dia. x 3" high

Larry Klick

Platter

Maple

Doctor's Woodshop Microcrystalline wax

11-1/4" dia. x 1-1/2" high



SEPTEMBER SHOW-N-TELL

• Photography by Jim Schoeffel •



Miguel Hernandez
Bowl
Maple
10-3/4" x 5" high



Miguel Hernandez
Bowl
Maple
13-5/8" x 2-1/2" high

DALE LARSON • OPEN SHOP • OCTOBER 26TH



For about the last 10 years, Howard Borer and I have hosted Open Shop Saturday in my shop in Gresham. The idea behind Open Shop is to help new turners with projects and ideas.

We have a good group of experienced turners who help new turners mount the wood on the lathe and learn how to sharpen and present their tools to the wood. I like to say: *We have no standards, everyone is welcome.*

When: Generally the last Saturday of the month from 9am to noon.

Where: Dale's shop at [5010 SE Regner Rd, Gresham](#). (503) 661-7793

Next Open Shop will be on Saturday, October 26th!

—Dale

[all photos from September 2019 Open Shop]



OUR VENDOR SPONSORS ARE KEY TO OUR SUCCESS!

A key component of our financial stability as a club is our vendor sponsors. Our vendors provide periodic gift certificates for the raffle and our annual auction. In addition we receive product donations from some of them. If that were not enough, some also give individual discounts to club members. All this contributes to our financial health. We encourage all of you to patronize our vendor sponsors. It is good for you, good for them, and good for the club.

Click on each logo to go to their website



Gift Certificates



Gift Certificates + Merchandise Donations



10% Off Regular Price



Gift Certificates + Merchandise Donations + 10% Off



10% Off Regular Price

Penn State Industries

10% Off Regular Price



Gift Certificates + 10% Off



Gift Certificates + Merchandise Donations

Special note regarding Northwoods Figured Wood: Northwoods is evolving into a slab supplier and will no longer be in the turning blank business. We are sorry to see them go. They were a huge sponsor for us. We thank them deeply for their historical support and wish them the best in their new endeavor.

WOMEN IN TURNING • OPEN SHOP

A call to women turners. I've started a group for the women turners in the Southwest Washington, Cascade, and Northwest Woodturning clubs.

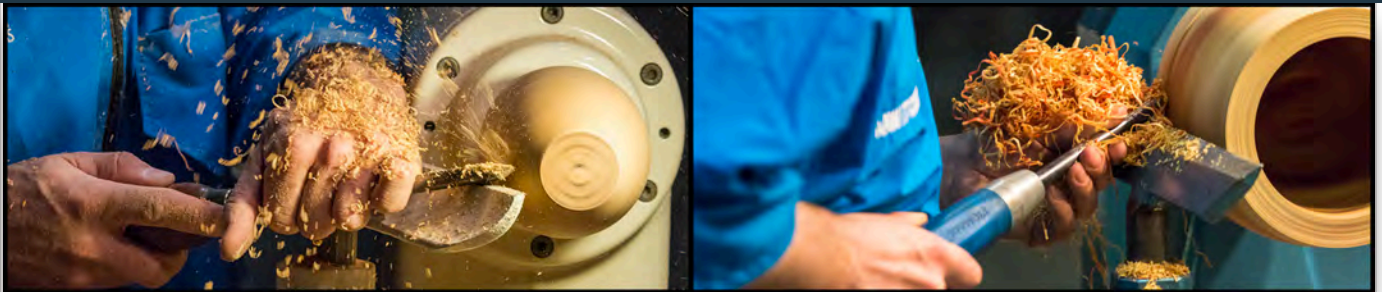
We have access to the nine lathes at the R.E. Vaughn School of Woodturning in the Friends of the Carpenter's Center. [\[map\]](#) We are meeting the **first Saturday of every month from 9am to 12pm** to help each other with our woodturning skills.

Our Saturday women's group continues to grow. Last month we had 9 new and inexperienced turners and three facilitators. There were 4 bowls, a couple of tops, and some other spindle work turned. Our next gathering will be October 5th from 8-12 in the RE Vaughn classroom. The group is open to any woman interested in learning more about turning. It is my hope that the new turners will join on of the local chapters as well as AAW. For more information on exact dates and times, or to be added to the email notification, contact Kathleen at woodspinner@gmail.com.

—Kathleen Duncan




AAW — COMPLIMENTARY GUEST MEMBERSHIP



By signing up for a [Complimentary Guest Membership](#), you can have limited access to a sampling of AAW resources for a full 60 days. You'll be able to explore what the AAW has to offer, kick our tires, and hopefully decide to become a full-fledged, paid AAW member to benefit from everything the AAW has to offer. Click [here](#) to view/download a list of publications and services available to full/paid AAW members.

AAW | AMERICAN ASSOCIATION
OF WOODTURNERS

OCTOBER'S TURNING TEASER — QUESTION



Each month, if space allows (and we don't run out of material), we'll show you a photo and ask a question or two about it.


We'll let you think about it for a month, then give you our thoughts in the next newsletter.

October Question:

Review the September Question. Which two holes can safely be re-used? Why would you want to do that?

(Answer will appear in the October newsletter.)

SEPTEMBER'S TURNING TEASER — ANSWER



September's Question:

You have a large bowl blank of green oak (or walnut or maple), and plan to mount it to the lathe using your 6" diameter faceplate that has 18 screw holes in it. How many screws do you use and why?

Answer: Ten screws. As the wood seasons and distorts, the screw holes in the faceplate will not align properly with all of the screw holes in the roughed out, seasoned blank. Remounting using all of the same holes will inevitably put shearing stresses on the screws that can lead to failure of the screw. Using half the screw holes available plus one will leave you free to remount after seasoning the blank using fresh holes for all but two of the screws.

Two Notes: This tactic does not apply to smaller faceplates with fewer holes, nor does it apply if you plan to re-mount the seasoned blank using a spigot-and-chuck approach.

—Tom Willing

Think you might have a good submission? Send us a photo and we'll try to include it in a future newsletter.

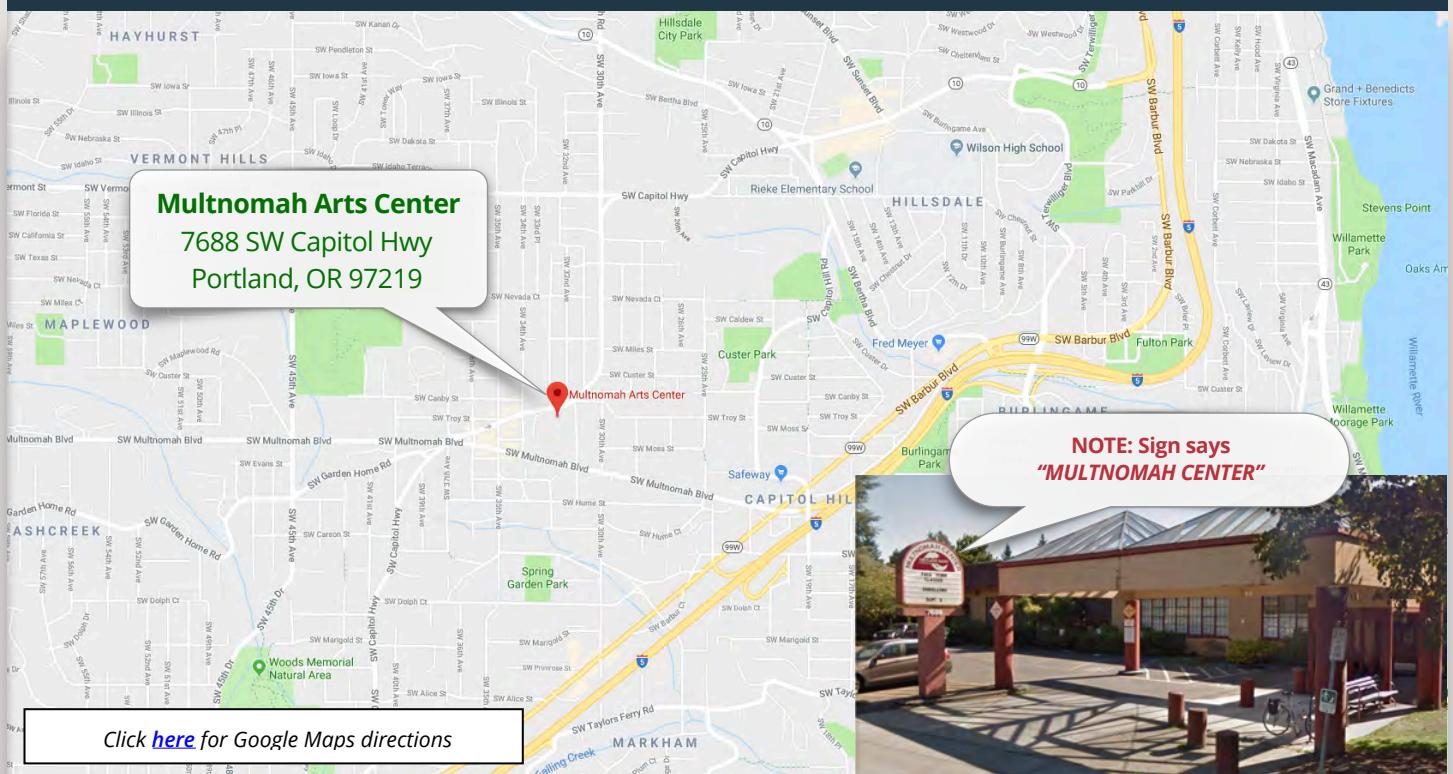
2019 NWWT MEETING SCHEDULE & PROGRAMS

NORTHWEST WOODTURNERS

1st Thursday of each month at 7pm in the Main Auditorium
The Multnomah Arts Center, 7688 SW Capitol Hwy, Portland, OR 97219


DATE	PROGRAM	CHALLENGE
Thursday, January 3	Annual Tool Swap Meet	"Rescued" (Repaired) Turnings
Thursday, February 7	Dale Larson - "Picking the Best Part of the Tree"	New-Tool Turnings
Thursday, March 7	Bill Karow - "Bird's Beak Vases"	Naturally Figured Pieces
Thursday, April 4	Rick Rich - "Table Lamp"	Bird's Mouth Bowls
Thursday, May 2	Jay Shepard - "Finishing"	Turn a Table Lamp
Thursday, June 6	Reed Gray (aka RoboHippy) - "Bowl Turning"	Hollow Form
Thursday, July 4	No Meeting	None
Saturday, August 3	Picnic + Auction!	None
Thursday, September 5	Multi Station Demo	Collaboration Pieces
Thursday, October 3	Scott Hampton - "Turning Holiday Ornaments"	Pyrography
Thursday, November 7	Carl Jacobson - "Using Carbide Tools"	Holiday Ornaments
December	No Meeting	Happy Holidays!

MAP TO THE MULTNOMAH ARTS CENTER



Click [here](#) for Google Maps directions

OTHER WOODTURNING CLUBS • MEETINGS & PROGRAMS

One meeting every month not enough?*Check out what other clubs around our area are doing!**(Please click on the clubs' website links to verify the information presented below.)***WOODTURNERS OF OLYMPIA**woodturnersofolympia.org**2nd TUESDAY of every month @ 6:30pm**First Baptist Church of Olympia
904 Washington St. SE, Olympia, WA 98507 [\[map\]](#)**October 8, 2019: Turn and Learn****CASCADE WOODTURNERS**cascadewoodturners.com**3rd THURSDAY of every month @ 6:45pm**Willamette Carpenters Training Center
4222 NE 158th Ave, Portland, OR 97230 [\[map\]](#)**October 17, 2019: Club Auction****PACIFIC NORTHWEST WOODTURNING GUILD**woodturningguild.com**2nd WEDNESDAY of every month @ 7:00pm**MWA Architects
70 NW Couch St. Portland, OR [\[map\]](#)**October 9, 2019: Everyone is welcome!****SW WASHINGTON WOODTURNERS**southwestwashingtonwoodturners.com**4th WEDNESDAY of every month @ 7:00pm**Friends of the Carpenter's Center
1600 W 20th St, Vancouver, WA 98660 [\[map\]](#)**October 23, 2019: Adam Luna -
Green square-edge bowl****WILLAMETTE VALLEY WOODTURNERS**willamettevalleywoodturners.com**2nd THURSDAY of every month @ 6:30pm**Center 50+ Senior Center
2615 Portland Rd, NE Salem, OR 97303 [\[map\]](#)**October 10, 2019: Scott Hampton -
Topic: TBA****BEAVER STATE WOODTURNERS**beaverstatewoodturners.com**4th THURSDAY of every month @ 6:00pm**Coburg Community Charter School
91274 N Coburg Rd, Coburg, OR 97408 [\[map\]](#)**October 24, 2019: TBA**

WOODCRAFTERS • FREE DEMOS

OCTOBER 5 | MERCEDES MCCREIGHT

MERCEDES WILL BE HERE TO SHOW HER SKILLS IN THE ART OF PYROGRAPHY.

OCTOBER 12 | FRED KLINE

THIS SATURDAY WE HAVE FRED KLINE ON THE WOOD LATHE. FRED SPECIALIZES IN PEN AND GAME CALL WOODTURNING.

OCTOBER 19 | SKIP BURKE

CASCADE WOODTURNING CLUB MEMBER, SKIP BURKE, WILL DISPLAY HIS UNIQUE LATHE SKILLS. SKIP IS ALWAYS HAPPY TO ANSWER YOUR QUESTIONS!

OCTOBER 26 | LARRY HAAS

SCROLL SAW ARTIST LARRY HAAS SPENDS SOME TIME TODAY SHOWING THE TALENT AND SKILL THAT MAKE HIM SUCH AN EXPERT ON THE SCROLL SAW. IF YOU LIKE INLAY OR INTARSIA, THIS IS THE DEMO FOR YOU.

WOODCRAFT • FREE DEMOS

Kreg Adaptive Cutting System

Saturday, October 19, 1 PM - 2 PM

Learn how to conquer your cuts with the new Kreg Adaptive Cutting System -- the portable cutting system that adapts to your needs.

CNC Demo

Saturday, November 2, 1 PM - 2 PM

Take your project to the next level with the versatile design capability of a CNC machine.

Scroll Saw Ornaments

Saturday, November 23, 1 PM - 2 PM

Join us today as we show how to create detailed, heirloom quality ornaments for many occasions using advanced scroll saw techniques.

ROCKLER • FREE DEMOS

IN-STORE DEMONSTRATIONS



9/28/2019 - Router Techniques - 11AM

Learn router table techniques and see some of the most popular router accessories and tools.

10/5/2019 - Bowl Turning Techniques - 11AM

Watch and learn as we show you how to turn a wooden bowl!

10/12/2019 - Arbortech Power Carving - 11AM

Easily carve, shape, and sand using Arbortech Power Carving Tools.

10/19/2019 - SawStop Professional Cabinet Saws - 11AM

Find out how the safest table saw on the market can work for you.

10/26/2019 - Box Making Techniques - 11AM

Make blanket chests easily with Rockler's Torsion Hinges and Clamp-It Jigs.

11/2/2019 - Bandsaw Techniques - 11AM

Resaw lumber like a pro with the Rickon 14" Bandsaw.

11/16/2019 - CNC Technology - 11AM

Create anything with the CarveWright 3D Carving Systems.

11/23/2019 - SawStop Professional Table Saws - 11AM

See how the safest table saw on the market can work for you.

12/14/2019 - Router Table Techniques - 11AM

Learn how to rout patterns using Rockler's Convertible Benchtop Router Table.

12/21/2019 - Makita Power Tools - 11AM

See the Makita LXT Cordless Plunge Saw in action!



Rockler, Beaverton

(503) 672-7266

rockler.com

Woodcrafters, Portland

(503) 231-0226

woodcrafters.us

Woodcraft, Tigard

(503) 684-1428

woodcraft.com

BULLETIN BOARD



If you have woodturning tools for sale,
know of a tree being taken down in the near future,
a new source for woodturning stock,
upcoming estate sales,
need help
or have questions that need answering...

[let me know](#) and I will post it on the Bulletin Board section of next month's NWWT newsletter.

EDITOR'S NOTES

Past newsletters can be accessed from the NWWT website [here](#).

If you don't have internet access, provide me with your mailing address, and I will print out a copy, lick a stamp and mail a copy of the newsletter to you via U.S. Postal Service.

If you do not receive a courtesy email from me by the beginning of the month indicating that a new newsletter is available online, please send me your current email address.

Submissions to the newsletter are due by the last Thursday of the month.

Articles, tips, web links, classified ads and other woodturning-related items are welcome! Send them to [me](#).

For other business inquiries, contact Northwest Woodturners at:

Northwest Woodturners
P.O. Box 1157
Lake Oswego, OR 97035



NWWT membership has benefits!

Show your NWWT Membership Card to receive a discount off your purchase at Gilmer Wood, Rockler, Woodcraft, Woodcrafters and Crosscut Hardwoods.

