

NORTHWEST WOODTURNERS



Founded 1995

Pacific Northwest Oregon Chapter of The American Association of Woodturning

AAW | AMERICAN ASSOCIATION
OF WOODTURNERS

PRESIDENT'S MESSAGE — MIKE MEREDITH



First, we need to give Bill Karow a big hand!

The Northwest Woodturners newsletter was selected as the Best Chapter Newsletter by the AAW's Communication Committee.

Quoting the judge's comments:

►Well organized and easy to read.

- Professional quality design and layout incorporating great photos with captions contributes to high interest and readability.
- Contains all judging criteria elements and efficiently conveys a lot of information.
- May be improved with more information about AAW membership benefits.
- Extra credit for including information about symposia and other area clubs meeting dates, times and locations.

The newsletter will be recognized in the June edition of *American Woodturner* and again at the AAW Symposium in Raleigh this July. I thought it was interesting, though not out of character, that the only criticism was that the newsletter didn't promote the AAW sufficiently. We all have our fish to fry, I guess. Well done, Bill, and thanks for your continuing efforts for NWWT.

There is no meeting in July, but we can look forward to a busy August.

At the last meeting, I mentioned that NWWT would have a booth at the Multnomah Days celebration on 17 August. Larry Klick has stepped forward to be the organizer for this event. I think we need to get an idea about how many of our members are interested in participating in the event. If you've ever thought about selling your work, this might be a good first step. For the seasoned professionals, here is a low-cost venue for you. If you are interested in participating, drop Larry an email (dklick@comcast.net) so we can start planning for the event.

The club auction and picnic is scheduled for 3 August, graciously hosted again by David and Karen Williams. The address and a map will be posted on the club website. This is our largest fundraiser and has always been very successful and a lot of fun.

CLUB INFO

NORTHWEST WOODTURNERS
www.northwestwoodturners.com

Meetings are held at 7pm on the 1st Thursday of each month at:

The Multnomah Arts Center
7688 SW Capitol Hwy
Portland, OR 97219 [\[map\]](#)

President

[Mike Meredith](#)

Vice President

[John Beechwood](#)

Secretary

[Larry Klick](#)

Treasurer

[Roger Crooks](#)

Directors

Steve Newberry Lynne Hemmert
Mike Meredith Richard Hall
Barb Hall Jim Schoeffel

STAFF VOLUNTEERS

Monthly Raffle

Jackie Yi Kim Talley

Library

Lynne Hemmert

Photographer

Jim Schoeffel

Website

Roger Crooks

Demo Coordinator

Bill Giffin

Storekeeper

John Sutter

A/V Backup

Helen Brown

Newsletter Editor

[Bill Karow](#)
(503) 490-0325

PRESIDENT'S MESSAGE — CONTINUED

Get your donations ready: good quality wood (both raw or reduced to blanks of a manageable size and end sealed), tools of about any sort, finished projects have always sold well. Basically, about anything you think your fellow turners might want to buy. Plus, we'll have a selection of donations from local businesses.

Dave Colson will be doing auctioneer duties again, and the floorshow is worth the price of admission. We will have dogs and burgers from the grill, plus all the great side dishes and desserts all of you will bring to share. The club will provide water and soft drinks.

Come after 11am and help set up. The picnic will begin at noon and the auction will get going around 1pm. Roger has the online registration up and going. Go to the [website](#) to register. There is no charge, we just need a count.

Summer is upon us. The heat and humidity, by Portland standards hot and humid, will keep sawdust in the air longer than cold dry air. Pay special attention to your air cleaners and lung protection.

See you at the auction.

—Mike



VP'S "TURN ON THINGS" — JOHN BEECHWOOD



August is the picnic and auction. This is always a fun time! ***Do you have something to donate to the auction?***

For the September meeting, we are going to do a **Multi Station Demo**. However we are doing things a little different this time. Each station will do a short 10-15 minute demo, take a short break and then repeat. This way you don't have to choose one demo to watch, you can see a few short demos. As for the subject for each demo I want to ask you what you want to demo? I would like to offer this to anyone who hasn't ever done a demo first. Let me know what you can show everyone in 10 -15 minutes. This is a great way to get comfortable showing others how YOU do something. It is not limited to lathe work! If you do pyrography then show that! If inlays are your thing then show everyone!

If your talent is putting chips on the floor, then show us how you put chips on the floor! We only have three lathes so if you want to demo something on the lathe speak up fast. Shoot me an email at jbeechwood3@gmail.com and let me know what you can do!

You have three months to prepare, but I would like to have the details worked out before the August BBQ! If you need help preparing then let me know and I will assist. I will most likely bring my sharpening equipment and do a quick demo on that.

So far, I have only one spot taken. If you are willing to do a quick demo please let me know soon! Pretty much any demo will be accepted, but I am trying to get new tricks or processes.

October's demo is going to be Roger Crooks. I will update with the topic once that is decided.

November will most likely be Carl Jacobson since Stephen Hatcher unfortunately had to cancel. Carl does a wide spectrum of things and is fun to watch. He has a pretty good YouTube following.


I am getting ready to attend the AAW symposium in Raleigh, NC. I promised Bill Karow that I would send him pictures and commentary for the August newsletter. I will try to represent you well and bring back usable information.



—John

MEMBERSHIP CARDS

Please don't forget to renew your Northwest Woodturners club membership!



As always, [paying on-line](#) is the easiest for me and less error-prone, but we appreciate your money any way you want to pay. Just a reminder, several years ago we moved our membership plan from an annual plan (Jan-Dec) to an anniversary plan (12 months from when you join). You get a renewal message a month before your membership expires, so wait until you get your renewal notice to pay. Also, **don't forget to [renew your AAW membership](#)**, which is an annual plan, so join or renew now!


—Roger

TIP OF THE MONTH — SHOP MAINTENANCE



I had a little downtime in my shop last month.

I started by cleaning the overhead lighting fixtures. If you haven't done that in a while, I highly recommend it. My shop is noticeably brighter now.



Before and after cleaning my overhead lighting.

Then a light sanding and oiling (and reorganizing) of my workbench top.

Taking a cue from John Beechwood's article last month, I installed two roller blinds on the ceiling near my lathe to

deflect the chips and prevent the majority of dust from accumulating everywhere around my shop. Another highly recommended (and low cost) improvement!

The new replacement switch arrived and I rewired it, following PM's clear and detailed instructions.

Roller blinds keep the chips confined.



Now my shop is up and running again. And better than ever.

If it's been a while since you last took a look around your shop for what is working and what could be improved, I recommend doing so. Even small changes can lead to a much better, safer and more enjoyable woodturning experience!

Be safe and stay sharp!


—bk



Workbench top: before and after.



New switch installation. And...my lathe is working again!



LAST MONTH'S MEETING • REED GRAY DEMO



Basic Bowl Turning

Last month's meeting was awesome!


Reed Gray (aka RoboHippy) put on an extremely informative demonstration on his approach to turning bowls.

He emphasized keeping your tools sharp and correctly presenting the tool to the wood. He demonstrated with his scrapers (including his BIG UGLY), bowl gouges and a fluteless gouge. If you need a review of any of his techniques or practices, Reed has produced an incredibly comprehensive library of YouTube tutorials. His videos can be found [here](#).


His adjustable grinding platform (Robo Rest), as well as his uniquely shaped tool rest (Robo Rest Inside Bowl Rest) and Big Ugly scrapers are available for purchase on his [website](#).

Thanks, Reed, for a great demonstration!

—bk



LAST MONTH'S CHALLENGE + SHOW-N-TELL



There were eight entries for June's 90 Minute Hollow Form Challenge!

And a total of twenty pieces in the Show-n-Tell!

There will be no monthly Challenges for July (no meeting this month) or August (picnic and auction).

However, you have two whole months to complete **September's Challenge**. It will be **Collaboration Pieces!**

Grab a fellow club member and work together on whatever you want. One of you turns a vase and the other paints the finish. Or one of you turns the outside, the other turns the inside of a bowl or hollowform. Have fun with it!



For every monthly meeting, it's our hope that members – whether beginner, intermediate or advanced – will take part in the Monthly Challenge, as well as bring pieces to the Show-n-Tell. It's always fun and informative to see what (and how) our fellow members are turning. And the criticism is always constructive!



JUNE CHALLENGE — 90 MINUTE HOLLOW FORM

• Photography by Jim Schoeffel •



Bill Karow
90 Minute Hollow Form
Locust w. scorched rim
3-1/2" dia. x 2-1/2" high



Bill Karow
90 Minute Hollow Form
Walnut w. Hydrocote Finish
3-1/2" dia. x 4-3/8" high

Helen Brown
90 Minute Hollow Form
Maple Burl
4" dia. x 7-1/2" high



JUNE CHALLENGE — :90 HOLLOW FORM

• Photography by Jim Schoeffel •



Helen Brown
90 Minute Hollow Form
Maple
5" dia. x 7" high



Helen Brown
90 Minute Hollow Form
Maple Burl w. blue inlay
6" dia. x 8" high



Bill Karow
90 Minute Hollow Form
Wild Cherry
3-1/4" dia. x 2-1/4" high



John Beechwood
90 Minute Hollow Form
Maple
4-1/2" dia. x 7" high



John Beechwood
90 Minute Hollow Form
Black Walnut w. red metallic inlay
8" dia. x 4-1/2" high

JUNE SHOW-N-TELL

• Photography by Jim Schoeffel •

WINNER!

**Rob McIlwain***Cherry Bowl**Cherry from 100 year old tree
12" dia. x 3-1/2" high***Larry Klick***Ornament**Spalted Maple with Walnut finials
lacquer finish, hollowed to reduce weight
2-3/4" dia. x 7-1/2" tall***Roger Crooks***Baseballs**3-1/2" dia. & 2-1/2" dia.***Roger Crooks***Practice plaque**Made during Andi Wolfe's class on
pyrography and coloring techniques.
6" x 8" x 3/4" thick*

JUNE SHOW-N-TELL

• Photography by Jim Schoeffel •



Allan Wells
Walnut Bowl
7-1/4" dia. x 4" high



Jason LaRue
Bottle Stoppers
Maple and Alumilite resin
1-3/4" dia. x 3-5/8" tall
1-1/2" dia. x 3-5/8" tall
1-5/8" dia. x 3-1/2" tall



Helen Brown
Cherry Bowl
w. wax finish
8-1/2" dia. x 2-1/2" high



Larry Klick
Pet Memorial Plaque
Maple; lacquer finish
9-1/4" x 15" with 3" dia. photo

JUNE SHOW-N-TELL

• Photography by Jim Schoeffel •



Rob McIlwain
 Birch Bowl
 Spalted Crotch
 9-1/2" dia. x 4-5/8" high



Denvy Larson
 Segmented Bowl
 Finished with French polish and very thin CA
 8" dia. x 2-3/4" high



Phil Lapp
 "Bee in the Bowl"
 Spalted, end-grain Horse Chestnut
 Very punky, but turnable after treating with Minwax wood hardener
 14-1/2" dia. x 4-1/2" high



Bill Karow
 Natural Edge Bowl
 Walnut w. Hydrocote finish
 5-1/4" dia. x 3-5/8" high

JUNE SHOW-N-TELL

• Photography by Jim Schoeffel •



Bill Karow
Hollow Form
Wild Cherry, bleached and carved
3-1/2" dia. x 2-1/2" high



Bill Karow
Bowl w. pith at rim
Big Leaf Maple
7" dia. x 3" high

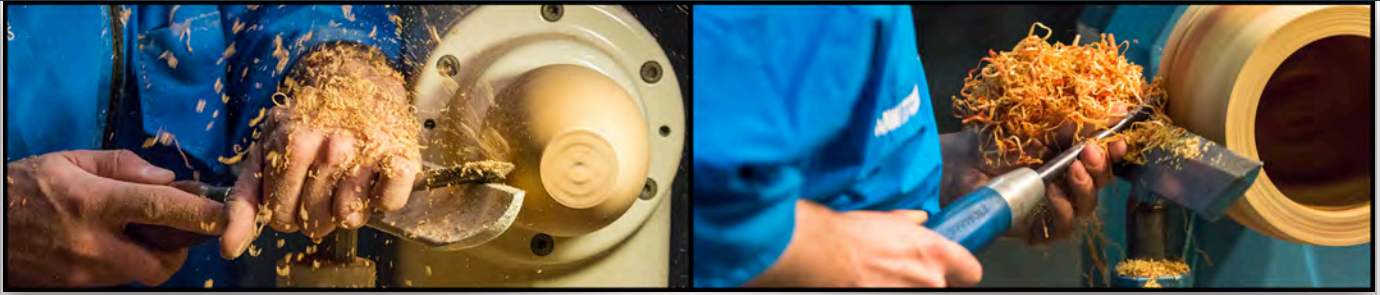


Bill Karow
Bowl w. pith at foot
Big Leaf Maple
7-5/8" dia. x 3-1/2" high



Bill Karow
Natural Edge Bowl
Oregon White Oak
12-1/2" dia. x 4-1/2" high

AAW — COMPLIMENTARY GUEST MEMBERSHIP



By signing up for a [Complimentary Guest Membership](#), you can have limited access to a sampling of AAW resources for a full 60 days. You'll be able to explore what the AAW has to offer, kick our tires, and hopefully decide to become a full-fledged, paid AAW member to benefit from everything the AAW has to offer. Click [here](#) to view/download a list of publications and services available to full/paid AAW members.



NWWT STORE



Restock: We have restocked the store with Klingspor 2" and 3" sanding discs and the Mirka sanding pads.

Remember the Mirka pads can be used wet or dry and work great on flat work.

Also remember, as a NWWT member, you get a 10% discount on many Klingspor items. To see your discount, you must log into the website, woodworkingshop.com.

New Items: Whenever I place a new order, I look for things that might be of interest to members and that I use all the time. I ordered 5 of these (right). \$10 each. If these sell quickly, I will order more.

New **2" & 3" H&L Disc, Bone Shaped Hand Pad** is a handy accessory for anyone who uses sanding discs. It is great for hand sanding and works for any hook & loop paper including Abranet that I cut into small strips or squares. \$10 each.

Also, **Michael Hosaluk's Carbide Burnishers** (\$10) are in stock. Great for forming a continuous, sharp-edged, wire "hook" on all your scrapers.

—Roger



JULY'S TURNING TEASER — QUESTION



Each month, if space allows (and we don't run out of material), we'll show you a photo and ask a question or two about it.

We'll let you think about it for a month, then give you our thoughts in the next newsletter.

July's Question:

We all love wet sanding. Down with dust! Right? Right, but...

The image (left) brings to light what could create a MAJOR hazard. What might that be?

(Answer will appear in the August newsletter.)

—Tom Willing

JUNE'S TURNING TEASER — ANSWER



June's Question:

Sizing to a larger diameter with a parting tool? SOP, right?

At what point in the parting cut should this photograph have been taken, beginning or end? Why?

Answer: At the End.

The points on the bow-spring (outside) caliper are fairly sharp and are angled at the wood in opposition to each other, making them prone to catch if they are forced onto a spindle against the tension in the bow exerted by the spring. **Never push a bow caliper over a spinning spindle!** Instead, guide the set caliper over the nose of your live center and position the points on the surface of the spindle where you want to part down to your diameter with your parting tool. The arms of the caliper should enclose the spindle at the beginning of the cut. Then, you draw the points into the parting cut until they simply come off over the spindle and away from the spinning material. As with last month, note the grip on the caliper is not white-knuckled, but firm and enclosing.

Think you might have a good submission? Send us a photo and we'll try to include it in a future newsletter.

GRESHAM ARTS FESTIVAL • JULY 19TH + 20TH



Gresham ARTS FESTIVAL

JULY 19 & 20

FREE! Historic Downtown Gresham

ART UNDER THE STARS ★★ Fri., July 19 • 6-10 p.m.

ARTIST MARKET (170+ ARTISTS) Sat., July 20 • 9 a.m. – 5 p.m.

BREAKDANCING COMPETITION Sat., July 20 • Noon-5 p.m.

KIDS VILLAGE Sat., July 20 9 a.m.-5 p.m.

WORLD RECORD EVENT Sat., July 20 • 9 a.m. – 5 p.m.

TENILLE ARTS WITH SPECIAL GUESTS THE TALBOTT BROTHERS Sat., July 20 6-10 p.m.

Find out more at GreshamOregon.gov/Gresham-Arts-Festival

The Gresham Arts Festival is happening on July 19th and 20th, and Cascade Woodturners will have a booth there. They will be demonstrating and showing all the different objects that can be made on a lathe.

For more information including Festival map and directions, click [here](#).

Come out and show your support!



MULTNOMAH DAYS • AUGUST 17TH

NWWT will have a booth at the Multnomah Days Celebration outside the Multnomah Arts Center (where we have our monthly meetings) on 17 August. This is one of the largest street fairs in Oregon. Every year, the popular event draws nearly 10,000 guests with its spirited parade, tasty treats, local artisans and family-friendly activities. The revelries kick off at 8am on Saturday, August 18 in Multnomah Village, between SW 31st and 39th along SW Capitol Highway.

This is another great opportunity for the public to learn all about woodturning.

If you are interested in showing your work for sale and for volunteering at the booth, contact [Larry Klick](#) for more information.



WOMEN IN TURNING • OPEN SHOP • AUGUST 3RD

A call to women turners.

I've started a group for the women turners in the Southwest Washington, Cascade, and Northwest Woodturning clubs.

We have access to the nine lathes at the R.E. Vaughn School of Woodturning in the Friends of the Carpenter's Center. [\[map\]](#)

We are meeting the **first Saturday of every month from 9am to 12pm** to help each other with our woodturning skills. This will be modeled after similar programs including Colorado's "Women at the Lathe" and one at the Southwest Idaho Woodturners.

The first gathering was a huge success. We had eleven women. Suzanne Jensen, Brian Harte, Dan Baker, and I were facilitators. Three of the women had never turner before. If you know someone who might be interested, have them [contact me](#).

*NOTE: There will be no gathering in July as I leave for the AAW Symposium. **Our next time will be August 3rd.***

—Kathleen Duncan



DALE LARSON • OPEN SHOP



For about the last 10 years, Howard Borer and I have hosted Open Shop Saturday in my shop in Gresham. The idea behind Open Shop is to help new turners with projects and ideas.

We have a good group of experienced turners who help new turners mount the wood on the lathe and learn how to sharpen and present their tools to the wood.

I like to say: *We have no standards, everyone is welcome.*

When: Generally the last Saturday of the month from 9am to noon.

Where: Dale's shop at [5010 SE Regner Rd, Gresham](#). (503) 661-7793

NOTE: *There will not be an Open Shop in July.*

—Dale



JULY 27 • R. E. VAUGHN WOODTURNING SCHOOL

SOUTHWEST WASHINGTON WOODTURNERS

R.E.VAUGHN WOODTURNING SCHOOL

1600 WEST 20TH STREET • VANCOUVER, WA 98660



Saturday, July 27

SPIRAL TOOL USE ON SPINDLES & BOWLS

Lead Instructor: John Beechwood

\$100

This one day class focuses on turning a spindle and bowl and then using a spiral cutting tool to create a piece of art. The class covers turning a basic spindle and bowl from blanks, proper tool control for basic cuts and proper use of a spiral tool. Bring your own turning tools if you have them.

Class is limited to 8 participants. Pre-registration required, contact Brian Harte at blharte@gmail.com or call 360-606-7272 to register.

Payment is required at the start of class. Make checks payable to the SWWWT. If there are fewer than four registrants, the class may be cancelled. Class starts at 8:30 and concludes at 3:30. Lunch, snacks, blanks and face shields provided.

Bring your own bowl gouges if you have them. Four sets of tools are available for use, please let Brian know when registering if you will need them.

AUGUST 5-8 • ELI AVISERA IS COMING TO PORTLAND



Eli Avisera's hands-on classes are FULL at this time, BUT...


You can contact Dale at 503-661-7793 or at woodbowl@frontier.com to put your name on the list if someone has to drop out at the last minute.

Eli will be teaching two 2-day classes Aug 5-6 and 7-8 at [Dale's shop](#). Because of Eli's travel schedule, we were limited to these days. Classes will be limited to eight students each. The cost will be \$225 for each 2-day class.

Eli is one of the best demonstrators and teachers in the world. He travels all over the world teaching woodturning. It has been seven years since we had Eli here in Portland.

Attached are a few pictures of his work and there are many more on the internet. This is a chance to spend two days with one of the top woodturners in the world.

—Dale



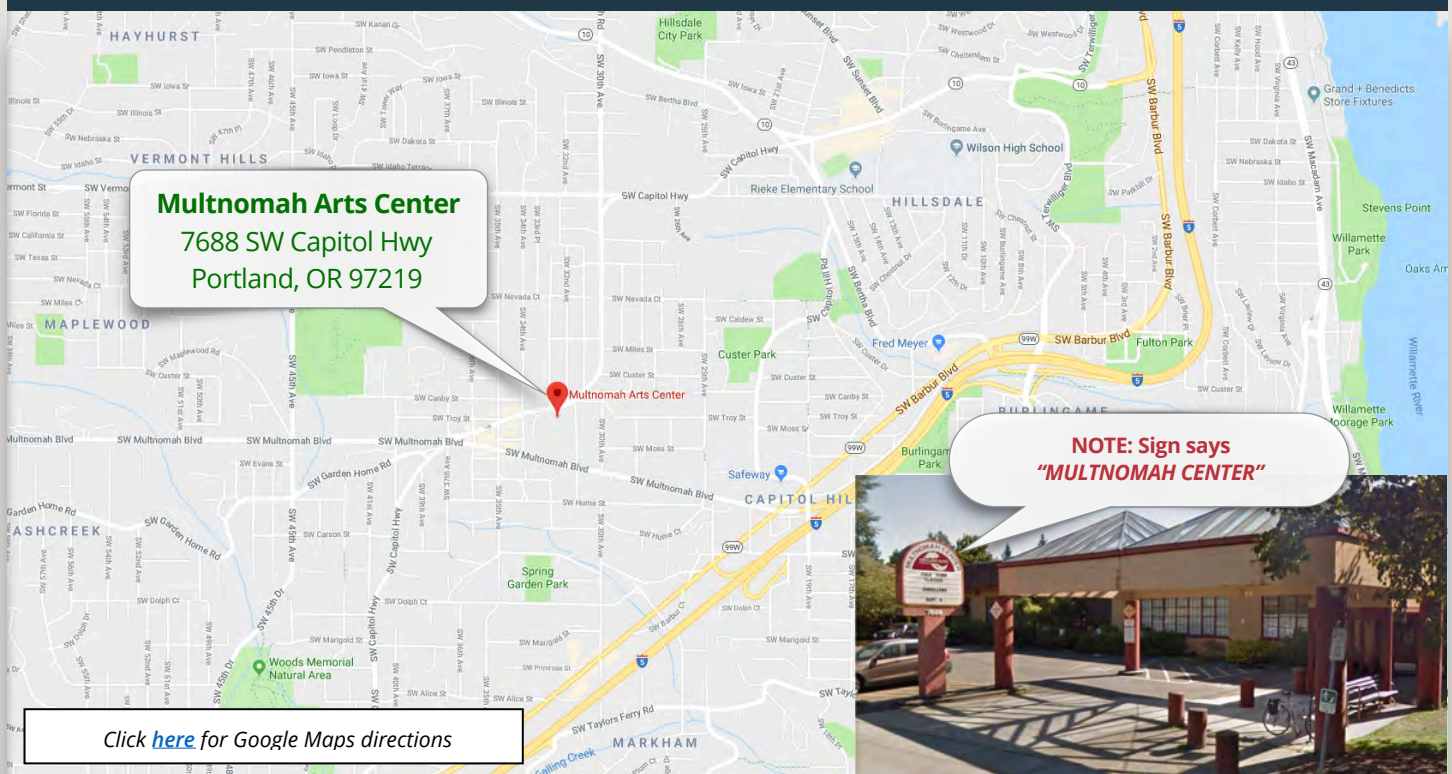
2019 NWWT MEETING SCHEDULE & PROGRAMS

NORTHWEST WOODTURNERS

1st Thursday of each month at 7pm in the Main Auditorium
The Multnomah Arts Center, 7688 SW Capitol Hwy, Portland, OR 97219

DATE	PROGRAM	CHALLENGE
Thursday, January 3	Annual Tool Swap Meet	"Rescued" (Repaired) Turnings
Thursday, February 7	Dale Larson – "Picking the Best Part of the Tree"	New-Tool Turnings
Thursday, March 7	Bill Karow – "Bird's Beak Vases"	Naturally Figured Pieces
Thursday, April 4	Rick Rich – "Table Lamp"	Bird's Mouth Bowls
Thursday, May 2	Jay Shepard – "Finishing"	Turn a Table Lamp
Thursday, June 6	Reed Gray (aka RoboHippy) – "Bowl Turning"	Hollow Form
Thursday, July 4	No Meeting	None
Saturday, August 3	Picnic + Auction!	None
Thursday, September 5	Multi Station Demo	Collaboration Pieces
Thursday, October 3	Roger Crooks	TBD
Thursday, November 7	Carl Jacobson	Holiday Pieces / Ornaments
December	No Meeting	Happy Holidays!

MAP TO THE MULTNOMAH ARTS CENTER



Click [here](#) for Google Maps directions

OTHER WOODTURNING CLUBS • MEETINGS & PROGRAMS

One meeting every month not enough?*Check out what other clubs around our area are doing!**(Please click on the clubs' website links to verify the information presented below.)***WOODTURNERS OF OLYMPIA**woodturnersofolympia.org**2nd TUESDAY of every month @ 6:30pm**First Baptist Church of Olympia
904 Washington St. SE, Olympia, WA 98507 [\[map\]](#)**July 9, 2019: Jack Wayne - Turning Difficult Wood****CASCADE WOODTURNERS**cascadewoodturners.com**3rd THURSDAY of every month @ 6:30pm**Willamette Carpenters Training Center
4222 NE 158th Ave, Portland, OR 97230 [\[map\]](#)**July 18, 2019: Three Turners Turning!**

Adam Luna, Dale Larson and Howard Borer

**PACIFIC NORTHWEST WOODTURNING GUILD**woodturningguild.com**2nd WEDNESDAY of every month @ 7:00pm**MWA Architects
70 NW Couch St. Portland, OR [\[map\]](#)**July 10, 2019: Everyone is welcome!****SW WASHINGTON WOODTURNERS**southwestwashingtonwoodturners.com**4th WEDNESDAY of every month @ 7:00pm**Friends of the Carpenter's Center
1600 W 20th St, Vancouver, WA 98660 [\[map\]](#)**July 24, 2019: John Beechwood - Spiral Edge Bowl****WILLAMETTE VALLEY WOODTURNERS**willamettevalleywoodturners.com**2nd THURSDAY of every month @ 6:30pm**Center 50+ Senior Center
2615 Portland Rd, NE Salem, OR 97303 [\[map\]](#)**July 11, 2019: Richard Worthey - TBD****BEAVER STATE WOODTURNERS**beaverstatewoodturners.com**4th THURSDAY of every month @ 6:00pm**Coburg Community Charter School
91274 N Coburg Rd, Coburg, OR 97408 [\[map\]](#)**July 25, 2019: Richard Worthey - Hollow Forms**

2019 NATIONAL & REGIONAL SYMPOSIA

July 11-14, 2019

[AAW 33rd International Woodturning Symposium](#)

Raleigh, NC

August 23-25, 2019

[28th Annual S.W.A.T. \(Southwest Association of Turners\) Symposium](#)

Waco, TX

September 13-15, 2019

[Rocky Mountain Woodturning Symposium](#)

Loveland, CO

September 21, 2019

[Woodturners of Olympia Symposium and Workshops](#)

Featuring: Graeme Priddle and Melissa Engler with Dan Tilden

Olympia, WA

October 17-20, 2019

[Turning 2019 at Ohio Valley Woodturners Guild](#)

West Harrison, IN

June 4-7, 2020

[AAW 34th International Woodturning Symposium](#)

Louisville, KY

AAW 33RD ANNUAL INTERNATIONAL SYMPOSIUM



Raleigh, NC • July 11-14, 2019

The conference will bring together more than more than 1,200 turners from around the globe to learn, share, and celebrate the art and craft of woodturning making it the largest woodturning event in the world. No other event offers as many opportunities to learn from the world's best.

For registered attendees, the symposium features classroom-style educational demonstrations and panel discussions led by internationally known woodturners and top woodturning talent. Sessions appeal to a wide variety of skill levels and interest areas. Additionally, many events are open to the public, including an enormous trade show jam-packed with the newest woodturning products, tool and lathe manufacturers, and supplies; an Instant Gallery and themed exhibitions; as well as benefit auctions and opportunities to support local charities.

Visit the [AAW website](#) for more information.

LOCAL WOODWORKING STORES' FREE DEMOS

Many other fine classes and demonstrations are available from our local stores.

07/06/19	Laguna Premium Power Tools	Sat	11am	Rockler, Beaverton
07/06/19	Wood Veneer	Sat	1-2pm	Woodcraft, Tigard
07/06/19	Skip Burke: Woodturner	Sat	10am - 3pm	Woodcrafters, Portland
07/13/19	Router Table Techniques	Sat	11am	Rockler, Beaverton
07/13/19	Mercedes McCreight: Pyrography/Sculpture	Sat	10am-3pm	Woodcrafters, Portland
07/20/19	Cabinet Hardware 101	Sat	11am	Rockler, Beaverton
07/20/19	Jim Tharp: Woodcarver	Sat	10am-3pm	Woodcrafters, Portland
07/27/19	SawStop Professional Cabinet Saws	Sat	11am	Rockler, Beaverton
07/27/19	Scroll Saw Box	Sat	1-2pm	Woodcraft, Tigard
07/27/19	Shirley Malar: Pyrography	Sat	10am-3pm	Woodcrafters, Portland
08/03/19	Cabinet Door Construction	Sat	11am	Rockler, Beaverton
08/03/19	Mercedes McCreight: Pyrography/Sculpture	Sat	10am-3pm	Woodcrafters, Portland
08/10/19	Cross Lap Joinery	Sat	11am	Rockler, Beaverton
08/10/19	Sharon & Ramos: Woodcarving/Pyrography	Sat	10am-3pm	Woodcrafters, Portland
08/17/19	CNC Tech Made Easy	Sat	11am	Rockler, Beaverton
08/17/19	Jim Tharp: Woodcarver	Sat	10am-3pm	Woodcrafters, Portland
08/24/19	Fun & Fast Signmaking	Sat	11am	Rockler, Beaverton
08/24/19	Unicorn Spit	Sat	1-2pm	Woodcraft, Tigard
08/24/19	Skip Burke: Woodturner	Sat	10am-3pm	Woodcrafters, Portland
08/31/19	Letter Carving	Sat	1-2pm	Woodcraft, Tigard
08/31/19	Shirley Malar: Pyrography	Sat	10am-3pm	Woodcrafters, Portland

Please visit the store websites to verify the information presented above.

Rockler, Beaverton

(503) 672-7266

rockler.com

Woodcraft, Tigard

(503) 684-1428

woodcraft.com

Woodcrafters, Portland

(503) 231-0226

woodcrafters.us

OUR BUSINESS PARTNERS

Northwest Woodturners encourages our members to visit these business partners to find the many great products they carry and to stock up on the necessary items for your woodturning needs.

Be sure to remind the sales clerk that you are a member of Northwest Woodturners! Our business partners provide NWWT with generous gifts based on member purchases.




Create with Confidence™

10% off non-sale items for club members
(excludes power tools, Leigh and Porter-Cable dovetail jigs, CNC Shark)

11773 SW Beaverton-Hillsdale Hwy, Beaverton, OR 97005
(503)672-7266 store17@rockler.com

Delta, JET, and Powermatic lathes, turning tools, turning stock, turning kits, abrasives, finishes, plus a whole lot more!

WOODCRAFT®
Helping You Make Wood Work®

Hours

Sunday 9am-5pm • Monday 9am-7pm • Tuesday 9am-7pm
Wednesday 9am-7pm • Thursday 9am-9pm • Friday 9am-7pm
Saturday 9am-6pm

Independently Owned
& Operated Franchise
12020 SW Main Street
Tigard, OR 97223

Phone: (503) 684-1428
Toll Free: (866) 684-1428
Fax: (888) 312-9663
woodcraft312@woodcraftportland.com

Here's a suggestion: After you've purchased an item from one of our business partners who gave you a discount because you are a member of NWWT, take a moment and contact them via their website or an e-mail and thank them for supporting NWWT.

BULLETIN BOARD

FOR SALE:

Hamlet Diamond Parting Tool $\frac{3}{8}$ " width, 10" handle. **\$20**



D-Way Tools 16" Handle for $\frac{5}{8}$ " diameter tools (Quick Change Knob included) **\$25**

**Colwood Cub Wood Burner**

Great little woodburning control unit. Use it to sign your woodturnings. Also great for pyrography designs. Adapter for various pens included.

(Pen not included.)

\$45

If interested in any (or all),
contact me at billkarow@mac.com
or call/text (503)490-0325

BULLETIN BOARD

**LATHE FOR SALE: \$300**

It belonged to my son who now lives in Texas. **Jet Mini Lathe JML-1014 with the chuck included.** It has been stored in a dry place, coated with Vaseline to protect and covered. I'll clean and polish as soon as it is listed. It has not been used very much. The manual and two turning books are also included.

If interested, please email me at tsitra.m@gmail.com

–Marilyn Joyce

**LATHE FOR SALE:**

This new Oneway 2436 is for sale. It is in Yachats. The lathe is serial #1220. Built in December of 2001. 3hp motor and outboard attachment.

The owner bought it new and then never used it. It has been in a heated shop the whole time.

Contact Gary Meier for pricing.

gjmwoodturnings@gmail.com

Mobile/Text 772-332-1440

Home Phone 458-546-9042

If you have woodturning tools for sale,
know of a tree being taken down in the near future,
a new source for woodturning stock,
upcoming estate sales,
need help
or have questions that need answering...

[let me know](#) and I will post it on the Bulletin Board section of next month's NWWT newsletter.

EDITOR'S NOTES

Past newsletters can be accessed from the NWWT website [here](#).

If you don't have internet access, provide me with your mailing address, and I will print out a copy, lick a stamp and mail a copy of the newsletter to you via U.S. Postal Service.

If you do not receive a courtesy email from me by the beginning of the month indicating that a new newsletter is available online, please send me your current email address.

Submissions to the newsletter are due by the last Thursday of the month.

Articles, tips, web links, classified ads and other woodturning-related items are welcome! Send them to [me](#).

For other business inquiries, contact Northwest Woodturners at:

Northwest Woodturners
P.O. Box 1157
Lake Oswego, OR 97035



NWWT membership has benefits!

Show your NWWT Membership Card to receive a discount off your purchase at Gilmer Wood, Rockler, Woodcraft, Woodcrafters and Crosscut Hardwoods.

