

NORTHWEST WOODTURNERS



Founded 1995

Pacific Northwest Oregon Chapter of The American Association of Woodturning

AAW | AMERICAN ASSOCIATION
OF WOODTURNERS

PRESIDENT'S MESSAGE — STEVE NEWBERRY

Hi Woodturners,

I imagine you're surprised to see a President's message submitted by me.

Unfortunately our very qualified President, Mike Porter, was diagnosed with pancreatic cancer this month and submitted his resignation to the Northwest Woodturners Board in January so he can focus on chemotherapy, possible radiation, and ultimately surgery. He is optimistic as his tumor was discovered early, and he's approaching this problem with the vigor we've come to know and admire.

The Board discussed how best we address our unexpectedly vacant Presidency. I offered to serve as Interim President, through March, and Mike Meredith agreed to take over in April, once his work with the Oregon Woodturning Symposium (OWS) is completed. We'll serve pending approval by the membership, at our February meeting, at which time there will be opportunity to nominate other members who may be interested in leading the club for the remainder of 2019.

OWS in Albany is only 7 weeks away, March 15-17, so it's time to arrange lodging and dream up something excellent to show at the Instant Gallery. For those of you who have never attended a Symposium, this is an amazing opportunity to learn from world class turners in our own backyard.

I hope to see you there.

—Steve

CLUB INFO

NORTHWEST WOODTURNERS www.northwestwoodturners.com

*Meetings are held at 7pm on
the 1st Thursday of each month at:*

The Multnomah Arts Center
7688 SW Capitol Hwy
Portland, OR 97219 [\[map\]](#)

Interim President
[Steve Newberry](#)

Vice President
[John Beechwood](#)

Secretary
[Larry Klick](#)

Treasurer
[Roger Crooks](#)

Directors
Steve Newberry Lynne Hemmert
Mike Meredith Richard Hall
Barb Hall Jim Schoeffel

STAFF VOLUNTEERS

Monthly Raffle
Lynne Hemmert Alex MacDonald

Library
Jackie Yi Kim Talley

Photographer
Jim Schoeffel

Website
Roger Crooks

Demo Coordinator
Bill Giffin

Storekeeper
John Sutter

A/V Backup
Helen Brown

Newsletter Editor
[Bill Karow](#)
(503) 490-0325

VP'S "TURN ON THINGS" — JOHN BEECHWOOD



I am starting to get up to speed on the responsibilities of being your vice president and working on the demonstrator schedule and classes. This month, we are fortunate to have Dale Larson. In March, our own Bill Karow will demonstrate making a Bird's Mouth bowl. In April, Rick Rich from Cascade will demonstrate making a table lamp. And in May, Jay Shepard will give a demonstration on finishing. I am also researching future classes, so stay tuned.

For the Monthly Challenges, I will try to follow the previous month's demonstration when I can. The idea is to see the demonstration, then go home and try it. I encourage you to enter new work in the challenge. For example; if you picked up a new tool at the swap meet, show everyone what you did with it. If not, take any tool that is new to you and show us what you were able to do. The Show-n-Tell is open to any work you want to share, but I also encourage new work.

As I mentioned last month, one of my focus areas is improving our in-house mentoring. So what is a mentor? According to Webster: (noun) *An experienced and trusted adviser*, (verb) *advise or train someone*. What does it take to be a mentor? Who needs a mentor? To me, all you need to be a mentor is information that someone else might find useful and be willing to share that information. I also think everyone can learn something, so everyone needs a mentor. Sometimes showing someone what not to do is just as important as showing what to do! Sharing your success and failures are all part of being a mentor. I am a relatively new turner, having just over three years at my wood lathe, so I am always learning and always seeking new ideas or way to do things. Just the other day, I learned that Cascara (Pacific Buckthorn) has a very, very strong smell!

Like many others I started out by watching YouTube videos and felt some frustration because they make it look soooo easy, and my results were, to put it mildly, disappointing. No matter how loud I yelled at my computer screen, the jerk in the video never answered my questions. Oh, I know I could have typed a question in the comments, and most likely I would get an answer, but not while I was fighting to finish what I had on my lathe. And even if I did get an answer, I would most likely have a follow-on question. So I went to see a demo on sharpening at the local Rockler, and someone mentioned NWWT to me and invited me to join (Thanks, Jim Schoeffel). The information I have gained by just talking to others proved to be invaluable to me.

The first thing I learned was that my ambition greatly exceeded my ability! I was trying projects that were way beyond where I should be starting (thanks to all the YouTube videos making it look easy). I was able to work through it and make some beautiful pieces! But, a bowl that would take me hours to do before, now takes a fraction of the time, and I spend much less time sanding (80 grit makes all turners equal). Not to mention I am much more relaxed and less frustrated than I was before. Sometimes you have to take a step back before you move forward! Before you get frustrated, ask someone for assistance.

I would like to put together a mentor group to help coordinate getting help to those that need it, as well as an education group that can help define areas we need to provide classes. If you are available to help in either of these areas, please contact me. To help facilitate learning, the Board is looking into the feasibility of have an open shop day once a quarter (we are still researching if this will be in cottage 5 or not).

—John

FEBRUARY DEMONSTRATION • DALE LARSON

**Cutting the best bowl blanks out of a tree.**

I will start with a slide show of how to cut a tree down and cut up the crotch.

I will draw and discuss how to cut a tree for the nicest grain pattern in the bowl.

The goal here is to get the best bowls out of the tree, not the most bowls.

I will then finish turn a bowl showing how to use gouges and scrapers, sanding and finishing.


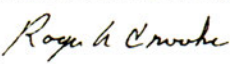

—Dale



MEMBERSHIP CARDS

Please don't forget to renew your Northwest Woodturners club membership!

As always, [paying on-line](#) is the easiest for me and less error-prone, but we appreciate your money any way you want to pay. Just a reminder, several years ago we moved our membership plan from an annual plan (Jan-Dec) to an anniversary plan (12 months from when you join). You get a renewal message a month before your membership expires, so wait until you get your renewal notice to pay.

NORTHWEST WOODTURNERS	
	
Your Name Here	
is a member in good standing through <u>1-1-20</u>	
	
Treasurer	

Also, don't forget to [renew your AAW membership](#), which is an annual plan, so join or renew now!

—Roger Crooks

UPCOMING ALL-DAY DEMO & CLASSES — GLENN LUCAS



Northwest Woodturners will be hosting [Glenn Lucas](#) for an all-day demonstration on Monday, 18 March, and one-day classes on Tuesday, 19 March, and Wednesday, 20 March.

After the Oregon Woodturning Symposium, [Glenn Lucas](#) will be in Portland for 3 days. Monday, March 18, is an all-day demo at the MAC (same place as NWWT monthly meeting) and has plenty of space. For more details and to register, click [here](#).

The Tuesday and Wednesday classes are full but we have a waitlist in case someone cannot make the class. You can pick the class of interest and then add your name to the waitlist: [Upcoming Events](#).

Glenn's teaching skills have been very well received around the world. If you are a beginner or an advanced woodturner, you will learn new techniques from the demo and/or class.

ELI AVISERA IS COMING TO PORTLAND



We have talked [Eli Avisera](#) into coming back to Portland and teaching two classes in August.

Eli will be teaching two - two day classes Aug 5-6 and 7-8 at [Dale's shop](#) in Gresham. Because of Eli's travel schedule we were limited to these days. The classes will be limited to eight students each. The cost will be \$225 for each two day class.

Eli is one of the best demonstrators and teachers in the world. He travels all over the world teaching woodturning. It has been seven years since we had Eli here in Portland. Attached are a few pictures of his work and there are many more on the internet. This is a chance to spend two days with one of the top woodturners in the world.

If you are interested in signing up for one of the classes, contact Dale at 503-661-7793 or at woodbowl@frontier.com.



AAW MEET & GREET — ROCKLER WOODTURNING

The February 9th AAW Meet & Greet at Rockler Woodworking in Beaverton is sponsored by NWWT.

We will be doing the demos from 10am to 2pm, with John Beechwood and I doing 10-12.

We are looking for 2 volunteers for 12-2pm. One at the lathe, and one talking.

We have AAW magazines and info and NWWT brochure as handouts.

—Roger

NORTHWEST
WOODTURNERS

+

AAW | AMERICAN ASSOCIATION
OF WOODTURNERS

+

ROCKLER®
WOODWORKING AND HARDWARE

R. E. VAUGHN WOODTURNING SCHOOL

SOUTHWEST WASHINGTON WOODTURNERS

R. E. Vaughn Woodturning School

1600 WEST 20TH STREET • VANCOUVER, WA 98660



MARCH 2019

Saturday, March 2nd

BOWL TURNING BASICS

Lead Instructor: **Rick Rich**

\$100

This one day basic bowl turning class focuses on turning a bowl from a blank of freshly cut or 'green' wood. The class covers mounting the blank, proper tool control for basic cuts and turning several bowls over the day. Bring your own bowl gouges if you have them.

JULY 2019

Saturday, July 27

SPIRAL TOOL USE ON SPINDLES & BOWLS

Lead Instructor: **John Beechwood**


\$100

This one day class focuses on turning a spindle and bowl and then using a spiral cutting tool to create a piece of art. The class covers turning a basic spindle and bowl from blanks, proper tool control for basic cuts and proper use of a spiral tool. Bring your own turning tools if you have them.



January's Bowl Turning Basics class was completely full and a huge success. Pre-register soon, so you don't miss out. Both classes are limited to 8 participants each. Pre-registration required, contact Brian Harte at blharte@gmail.com or call 360-606-7272 to register. Payment is required at the start of class. Make checks payable to the SWWWT. If there are less than four registrants, the class may be cancelled. Classes starts at 8:30 and end at 3:30. Lunch, snacks, blanks and faceshields provided. Several sets of tools are available for use, please let Brian know when registering for either class if you need them.

DALE LARSON — OPEN SHOP

**February Open Shop**

For about the last 10 years, Howard Borer and I have hosted Open Shop Saturday in my shop in Gresham. The idea behind open shop is to help new turners with projects and ideas.

January's Open Shop was very successful with 19 turners there and all 6 lathes going. At least four new turners had one on one help with their projects.

We have a good group of experienced turners who help new turners mount the wood on the lathe and learn how to sharpen and present their tools to the wood.

I like to say: *We have no standards, everyone is welcome.*

When: Generally the last Saturday of the month. This month, it will be **Saturday, February 23th**, starting at about 9am and going to around noon.

Where: Dale's shop at [5010 SE Regner Rd, Gresham](#). (503) 661-7793

—Dale



FEBRUARY CHALLENGE — “NEW TOOL” TURNINGS

The January Challenge was a success, with many pieces salvaged, repaired and turned into beautiful and functional pieces of art! It gives one a sense of accomplishment to know that something that destined for the burn pile can be rescued and brought back to life!

The February Challenge is another good one! With so many woodturning tools trading hands at the January meeting's Tool Sale & Swap, your challenge this month is to show off a piece you've turned using the newly-acquired tools you picked up at the Tool Sale & Swap. Any shape, any size piece:

A platter you just finished with that new negative rake scraper? A vase embellished with that new detailing tool. A thin bowl that you used your new wall-thickness gauge on?

Show us what you've created at the February Show-n-Tell and Monthly Challenge presentation!



For every monthly meeting, it's our hope that members – whether beginner, intermediate or advanced – will take part in the Monthly Challenge, as well as bring pieces to the Show-n-Tell. It's always fun and informative to see what (and how) our fellow members are turning. And the criticism is always constructive!

JANUARY CHALLENGE — RESCUED TURNINGS

• Photography by Jerry Harlow •



Tyler Pierce
"Bark Eye Bowl"
Black Walnut w/ bark inclusion
8.5" dia. x 5.5" tall



John Beechwood
"Saved from Jim's Shop"
Locust
7" dia. x 2.5" tall

John Beechwood
"3 Fails = 1 Vase"
Black Locust, Maple, Honey Locust
5" dia. x 9.5" tall



John Beechwood
"Oak Bowl"
White Oak
10" dia. x 3" tall



JANUARY CHALLENGE — RESCUED TURNINGS

• Photography by Jerry Harlow •



Mike Porter
8.5" dia. x 2.5" tall



Mike Porter
7.75" dia. x 2.5" tall



Mike Porter
8" dia. x 2.5" tall



Mike Porter
9" dia. x 1.5" tall



Mike Porter
English walnut
10" dia. x 2" tall



Bill Karow
"Failed candlestick: Bud vase"
Doug fir w/ Rubio Monocoat
2.5" dia. x 7" tall

Bill Karow
"Candlesticks"
Doug fir
2.5" dia. x 9-15" tall



JANUARY SHOW-N-TELL

• Photography by Jerry Harlow •



Mark McNamara
Maple w/ Danish oil, abrasive paste & wax
6.5" dia. x 3" tall



Mike Porter
Feather Maple Bowl
Walnut oil & Pens Plus
8" dia. x 2" tall



Tyler Pierce
"Raffle Wood Bowl"
Wood won at NWWT Monthly Raffle
8" dia. x 3" tall



JANUARY SHOW-N-TELL

• Photography by Jerry Harlow •



Mark McNamara
Plum wood w/ Shine Juice
6 .5" dia. x 3" tall



Bill Karow
Figured Maple hollowform
5" dia. x 2" tall



Bill Karow (winner)
Spalted Birch bowl
13" dia. x 7" tall

2019 OREGON WOODTURNING SYMPOSIUM



OREGON WOODTURNING SYMPOSIUM

MARCH 15-17 2019

***The [Oregon Woodturning Symposium](#) is even closer.***

Northwest Woodturners will take up our usual spot in Room 2 in the Linn County Expo Center to host three days of exceptional demonstrations. Those that have attended past symposia know that not only is the OWS an excellent opportunity to expand your woodturning world, it's a great deal of fun.

At the last meeting, we got a good response for volunteer slot. But, there is more to do be done (*there is always more to be done*). You can look on-line to see what slots and jobs are still open on the [Volunteer List](#). (NOTE: This is a read-only page but let me know and I can sign you up.)

There will be paper sign-up sheets for all of the volunteer opportunities at the next meeting. Videographer for the demonstrations, the always essential room assistant, assisting in the registration process (a crucial process), the raffle, the auction, set up and take down of the room, plus clean up. The process begins at 9 AM on Thursday, March 14th. We load up our equipment at the MAC and to move it Albany. Strong backs and willing hands are always needed for this as well as the set up on the other end. Registration will begin the afternoon of Thursday the 14th at the Linn County Expo Center.

Demonstrations will begin on Friday morning and will continue all day Saturday and Sunday morning. The [Demonstration Schedule](#) has been posted on the OWS website.

At noon on Sunday, we will need help loading up the equipment in the room to be shipped back to Portland as well as help to unload the equipment at the MAC. Since there will probably be a program in the auditorium, we will put the equipment in one of the classrooms to be moved on Monday morning.

As we did last time, OWS is asking each club to make sets of salt and pepper Salturns to be given away as table prizes at the banquet. Our quota is 10 pair. In case you have forgotten how, two set of instructions are posted in the Members Only/Event and Class Document section of the website. Bring yours to the March meeting. *Reminder: don't glue the bottoms in.* We'll do that. Makes them easier to fill.

March of 2019 is shaping up to be an exciting month for woodturners. You will get out of it what you put into it. Come join the fun!

—Mike Meredith

The [Lineup of Demonstrators](#) is outstanding! Sharing their extraordinary expertise, this year's demonstrators include:

Sam Angelo, Jimmy Clewes, Cynthia Gibson, Michael Hosaluk, Art Liestman, Glenn Lucas, Richard Raffan, Seri Robinson, Jim Rodgers, Dave Schweitzer and Curtis Seebeck.

[Registration](#) can be done online. **Be sure to sign up early**, as the price will go up \$50 after February 15th.

[The Instant Gallery](#) will be open to the public and all attendees are encouraged to bring up to four pieces for exhibit. It's a great opportunity to share your skill, sell or just show off your work.

MARCH 15-17, 2019

[A GREAT EXPERIENCE FOR BEGINNING TO ADVANCED WOODTURNERS!]

OREGON WOODTURNING SYMPOSIUM

ALBANY EXPO CENTER – ALBANY, OR



[2019 DEMONSTRATORS]

RICHARD RAFFAN • JIMMY CLEWES • GLENN LUCAS • MICHAEL HOSALUK
SAM ANGELO • CYNTHIA GIBSON
ART LIESTMAN • SERI ROBINSON • JIM RODGERS
DAVE SCHWEITZER • CURTIS SEEBECK

OREGON WOODTURNING SYMPOSIUM@GMAIL.COM



Check out the list of vendors that will be attending the 2019 Symposium!

Woodworkers Emporium • Reed's Woodworking LLC • Woodturners Wonders
D-Way Tools • Boxmaster Tools • Woodcraft of Eugene • Carter and Sons Toolworks
Woodturner PRO • Hunter Tool Systems • Chefware Kits • Frugal Vacuum Chuck
Studio Martha Collins • Century Tree Turnings • Biotech Pigments, Inc.

FEBRUARY'S TURNING TEASER



Each month, if space allows (and we don't run out of material), we'll show you a photo and ask a question or two about it.

We'll let you think about it for a month, then give you our thoughts in the next newsletter.

Question:

Wow! Got that bowl down to 5mm from edge to bottom... as long as what doesn't happen?

(Answer in the March newsletter.)

JANUARY'S ANSWER



Question:

Everything okay here? What would you do differently?

Answer: Balancing a turning tool on the bed-ways is always a little risky. You can be cut by sharp tools as you walk by. At least place the tool so that the handle is toward the operator. This way, the tool is a little (not a lot) more likely to land on the handle end first. And the key word is "balanced", a precarious term at best.

2nd Answer: Oh, and that handy magnetic switchbox that you can place anywhere on the machine? See how that puppy sticks out where it can hitch on to the hammer loop of your Carharts as you walk by?



Think you might have a good submission that could go in this feature? Send us a photo and we'll try to include it in a future newsletter.

STUART BATTY WOODTURNING VIDEOS



As one of my volunteer responsibilities at the first Oregon Woodturning Symposium back in 2015, I was fortunate enough to have the opportunity to escort Stuart Batty from the Portland Airport to Albany and back.

Being relatively new to the world of woodturning, I had prepared a list of questions to ask Stuart. Little did I know that Stuart loved to talk. (I think I said 7 words the entire trip.) At the end of that weekend, I had absorbed more than three hours of uninterrupted wisdom from one of the most technically proficient and gifted woodturners of our time.

A year or two before our first Symposium, Stuart had designed and manufactured an incredible line of woodturning tools and produced a series of high quality videos to go along with it. Luckily, his video series is still available on the video sharing site, Vimeo.

I have spent a considerable amount of time watching these. The high production value, clear and thoughtful explanations and Stuart's expertise make these an invaluable learning resource no matter your skill level. I have lost count of the number of the "Aha" moments that I've experienced while watching!

I strongly suggest bookmarking these and watching them repeatedly. There's a lot you can learn from them! I know I still am.

—bk

[Cutting into End Grain & Grain Direction](#)

[Grain Direction – Bowl Blanks](#)

[Grain Direction – Spindles](#)

[Grain Direction – Curly & Burl Wood](#)

[Tapered End Grain – Bowls/Platters & Grain Direction Part 1](#)

[Tapered End Grain – Bowls/Platters & Grain Direction Part 2](#)

[Tapered End Grain – Spindles & Grain Direction](#)

[Jaws and Chucks](#)

[Drive Centers](#)

[Tenons & Recesses in Bowl Blanks](#)

[Tenons Part 2](#)

[Sharp Tools](#)

[Importance of Sharpening Part 1](#)

[Importance of Sharpening Part 2](#)

[Tool Marks](#)

[Overhang – Scrapers](#)

[Overhang & Diameter – Bowl Gouges](#)

[Handle Length – Overhang & Diameter](#)

[Handle Length – Beads & Coves](#)

[Stance Part 1](#)

[Stance Part 2](#)

[Stance Part 3](#)

[Technique: Right Hand](#)

[Technique: Left Hand Braking](#)

[Technique: Left Hand Cutting](#)

[Technique: Defects Part 1](#)

[Technique: Defects Part 2](#)

[Technique: Finishing Cut](#)



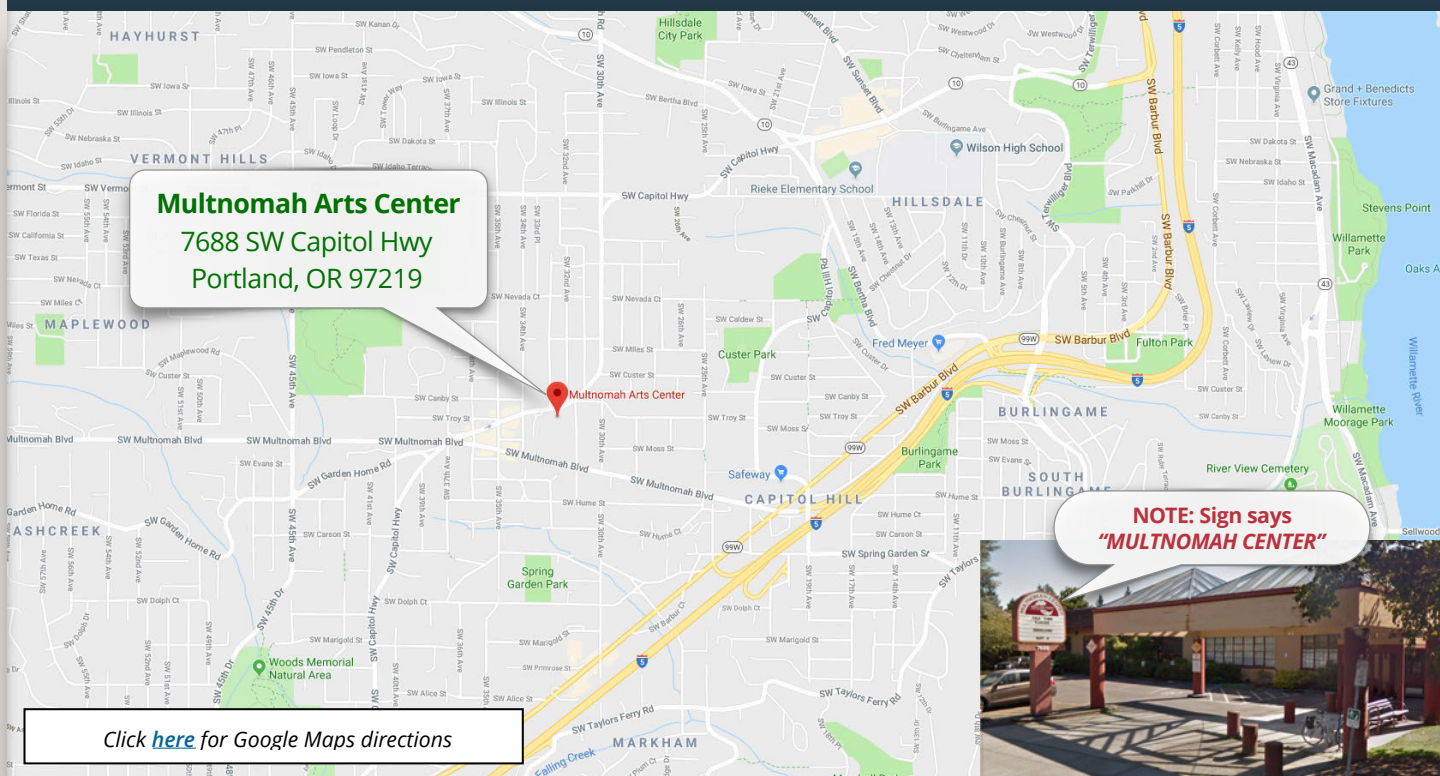
2019 NWWT MEETING SCHEDULE & PROGRAMS

NORTHWEST WOODTURNERS

1st Thursday of each month at 7:00 PM in the Main Auditorium
The Multnomah Arts Center, 7688 SW Capitol Hwy, Portland, OR 97219

2018	PROGRAM	CHALLENGE
Thursday, January 3	Annual Tool Swap Meet	"Rescued" (Repaired) Turnings
Thursday, February 7	Dale Larson - "Picking the Best Part of the Tree"	New-Tool Turnings
Thursday, March 7	Bill Karow - "Bird's Beak Vases"	Naturally Figured Pieces
Thursday, April 4	Rick Rich - "Table Lamp"	Bird's Beak Vases
Thursday, May 2	Jay Shepard - "Finishing"	TBD
Thursday, June 6	TBD	TBD
Thursday, July 4	TBD	TBD
Saturday, August 3	Picnic and Wood Auction	None
Thursday, September 5	TBD	TBD
Thursday, October 3	TBD	TBD
Thursday, November 7	Elections	Holiday Pieces / Ornaments
December	No Meeting	Happy Holidays!

MAP TO THE MULTNOMAH ARTS CENTER



OTHER WOODTURNING CLUBS • MEETINGS & PROGRAMS

One meeting every month not enough?*Check out what other clubs around our area are doing!**(Please click on the clubs' website links to verify the information presented below.)*

WOODTURNERS OF OLYMPIA • Olympia, WA
woodturnersofolympia.org

2nd TUESDAY of every month @ 6:30 PM

February 12, 2019:
TBD

First Baptist Church of Olympia
 904 Washington St. SE, Olympia, WA 98507 [\[map\]](#)



WILLAMETTE VALLEY WOODTURNERS • Salem, OR
willamettevalleywoodturners.com

2nd THURSDAY of every month @ 6:30 PM

February 14, 2019:
TBD

Center 50+ Senior Center
 2615 Portland Rd, NE Salem, OR 97303 [\[map\]](#)



CASCADE WOODTURNERS • Portland, OR
cwa49.wildapricot.org

3rd THURSDAY of every month @ 6:30 PM

February 21, 2019:
Phil Lapp
"Hollowing Tools and Systems"

Willamette Carpenters Training Center
 4222 NE 158th Ave, Portland, OR 97230 [\[map\]](#)



SW WASHINGTON WOODTURNERS • Vancouver, WA
southwestwashingtonwoodturners.com

4th THURSDAY of every month @ 7:00 PM

February 28, 2019:
Brian Hart
"Birdhouse on a Stand"

Friends of the Carpenter's Center
 1600 W 20th St, Vancouver, WA 98660 [\[map\]](#)



BEAVER STATE WOODTURNERS • Eugene, OR
beaverstatewoodturners.com

4th THURSDAY of every month @ 6:00 PM

February 28, 2019:
TBD

Coburg Community Charter School
 91274 N Coburg Rd, Coburg, OR 97408 [\[map\]](#)

2019 NATIONAL & REGIONAL SYMPOSIA

February, 8-10 2019

[Florida Woodturning Symposium](#)

Leesburg, FL

March 15-17, 2019

[OREGON WOODTURNING SYMPOSIUM](#)

Linn County Expo Center Albany, OR



July 11-14, 2019

[AAW 33rd International Woodturning Symposium](#)

Raleigh, NC

August 23-25, 2019

[28th Annual S.W.A.T. \(Southwest Association of Turners\) Symposium](#)

Waco, TX

September 13-15, 2019

[Rocky Mountain Woodturning Symposium](#)

Loveland, CO

September 20-22, 2019

[Turning Southern Style Symposium](#)

Dalton, GA

October 17-20, 2019

[Turning 2019 at Ohio Valley Woodturners Guild](#)

West Harrison, IN

2020 NATIONAL & REGIONAL SYMPOSIA

June 4-7, 2020

AAW 34th International Woodturning Symposium

Louisville, KY

LOCAL WOODWORKING STORES' FREE DEMOS

Many other fine classes and demonstrations are available from our local stores.

Date	Free Demo	Day	Time	Location
02/02/19	Arbortech Power Carving	Sat	11am	Rockler, Beaverton
02/02/19	Dust Collection	Sat	4-5pm	Woodcraft, Tigard
02/02/19	Sharon & Ramos: Decorative Walking Sticks	Sat	10am-3pm	Woodcrafters, Portland
02/09/19	AAW Meet and Greet (<u>Sponsored by NWWT</u>)	Sat	11am	Rockler, Beaverton
02/09/19	Router Bit/TS Blade Maintenance	Sat	4-5pm	Woodcraft, Tigard
02/09/19	Shirley Malar: Pyrography	Sat	10am-3pm	Woodcrafters, Portland
02/16/19	Power Sharpening	Sat	11am	Rockler, Beaverton
02/16/19	Sharpening Chisels / Plane Irons	Sat	4-5pm	Woodcraft, Tigard
02/16/19	Mercedes McCreight: Pyrography/Sculpture	Sat	10am-3pm	Woodcrafters, Portland
02/23/19	Box Making Techniques	Sat	11am	Rockler, Beaverton
02/23/19	Drill Press Basics	Sat	4-5pm	Woodcraft, Tigard
02/23/19	Debbie Neely: Wildlife Woodcarving	Sat	10am-3pm	Woodcrafters, Portland

Please visit the store websites to verify the information presented above.



Rockler, Beaverton

(503) 672-7266

rockler.com

Woodcraft, Tigard

(503) 684-1428

woodcraft.com

Woodcrafters, Portland

(503) 231-0226

woodcrafters.us

HEY...WHAT'S GOING ON?

2019

NORTHWEST WOODTURNERS

2019

SUNDAY	MONDAY	TUESDAY	WEDNESDAY	THURSDAY	FRIDAY	SATURDAY
FEBRUARY						
3	4	5	6	7 NWWT MEETING (Dale Larson)	8	9 Woodcrafters, Rockler & Woodcraft – free demos
10	11	12 WTOO MEETING (TBD)	13	14 WVWT MEETING (TBD)	15	16 Woodcrafters, Rockler & Woodcraft – free demos
17	18	19	20	21 CWA MEETING (Phil Lapp)	22	23 DALE LARSON OPEN SHOP Woodcrafters, Rockler & Woodcraft – free demos
24	25	26	27	28 SWWWWT MEETING (Brian Hart) BSWT MEETING (TBD)	MARCH	1
						2 R.E. VAUGHN WOODTURNING SCHOOL BOWL TURNING BASICS W. RICK RICH Woodcrafters, Rockler & Woodcraft – free demos
3	4	5	6	7 NWWT MEETING (Bill Karow)	8	9 AAW MEET & GREET AT ROCKLER (SPONSORED BY NWWT)
10	11	12 WTOO MEETING (TBD)	13	14 OREGON WOODTURNING SYMPOSIUM (set up)	15 OREGON WOODTURNING SYMPOSIUM !!!	16 OREGON WOODTURNING SYMPOSIUM !!!
17 OREGON WOODTURNING SYMPOSIUM !!!	18 GLENN LUCAS All-Day Demo	19 GLENN LUCAS One-Day Class	20 GLENN LUCAS One-Day Class	21 CWA MEETING (Sam Angelo)	22	23 Woodcrafters, Rockler & Woodcraft – free demos
24	25	26	27	28 SWWWWT MEETING (Terry Tanner) BSWT MEETING (TBD)	29	30 DALE LARSON OPEN SHOP Woodcrafters, Rockler & Woodcraft – free demos
31	APRIL	1	2	3	4 NWWT MEETING (Rick Rich)	5
						6 Woodcrafters, Rockler & Woodcraft – free demos
7	8	9 WTOO MEETING (TBD)	10	11 WVWT MEETING (TBD)	12	13 Woodcrafters, Rockler & Woodcraft – free demos
14	15	16	17	18 CWA MEETING (TBD)	19	20 Woodcrafters, Rockler & Woodcraft – free demos
21	22	23	24	25 SWWWWT MEETING (Turn a Pen!) BSWT MEETING (TBD)	26	27 DALE LARSON OPEN SHOP Woodcrafters, Rockler & Woodcraft – free demos

NWWT = Northwest Woodturners
CWA = Cascade Woodturners

WTOO = Woodturners of Olympia
BSWT = Beaver State Woodturners

WVWT = Willamette Valley Woodturners
SWWWWT = Southwest Washington Woodturners

OUR BUSINESS PARTNERS

Northwest Woodturners encourages our members to visit these business partners to find the many great products they carry and to stock up on the necessary items for your wood turning needs.

Be sure to remind the sales clerk that you are a member of Northwest Woodturners! Our business partners provide NWWT with generous gifts based on member purchases.



**Doctor's
Woodshop LLC**
Woodturning Finishes
doctorswoodshop.com




Burl • Turning blanks
Slabs • Lumber
FREE SHIPPING
OVER \$99
US retail orders only
use
FREE SHIP 99
coupon code at checkout

www.nwfiguredwoods.com
(800) 556-3106



ROCKLER®
WOODWORKING AND HARDWARE

Create with Confidence™

10% off non-sale items for club members
(excludes power tools, Leigh and Porter-Cable dovetail jigs, CNC Shark)

11773 SW Beaverton-Hillsdale Hwy, Beaverton, OR 97005
(503)672-7266 store17@rockler.com

Delta, JET, and Powermatic lathes, turning tools, turning stock,
turning kits, abrasives, finishes, plus a whole lot more!

WOODCRAFT®
Helping You Make Wood Work®

Hours

Sunday 9am-5pm • Monday 9am-7pm • Tuesday 9am-7pm
Wednesday 9am-7pm • Thursday 9am-9pm • Friday 9am-7pm
Saturday 9am-6pm

Independently Owned
& Operated Franchise
12020 SW Main Street
Tigard, OR 97223

Phone: (503) 684-1428
Toll Free: (866) 684-1428
Fax: (888) 312-9663
woodcraft312@woodcraftportland.com

Here's a suggestion: After you've purchased an item from one of our business partners who gave you a discount because you are a member of NWWT, take a moment and contact them via their web site or an e-mail and thank them for supporting NWWT.

BULLETIN BOARD

*I have a number of roughed out turnings in various woods and forms for sale. The are dry and ready to finish turn. If you are interested, please **call Jim at (503) 757-0997**. The price is quite reasonable and I have a lot to choose from.*
—Jim McCallister

**FOR SALE: Robust Tool Rests**





I am selling these Robust Tool Rests because I purchased a larger lathe and the tool posts are too short for it.

For Midi Lathes with 14" to 16" swing.

Robust Tool Rests are the best rests on the market and are topped with a hardened rod that won't knick or ding. Never need to file or polish it smooth. They are also all warranted for life!

For more info: <https://www.youtube.com/watch?v=hWMmEi3mrt4>

I will be buying the exact same rests again, but with longer posts for my new lathe. They are used, but not abused.

	9" Low Profile Rest w. Standard Post \$45 Post Height: 3 3/4" Post Diameter: 1" Robust Price: \$59 (+ shipping)
	12" Exterior Curved Rest w. Standard Post (Helps you follow the exterior curve of a bowl) \$85 Post Height: 3 3/4" Post Diameter: 1" Robust Price: \$98 (+ shipping)
	12" Interior Curved Rest w. Standard Post (Helps you follow the interior curve of a bowl) \$85 Post Height: 3 3/4" Post Diameter: 1" Robust Price: \$98 (+ shipping)
	12" Original Comfort Rest w. Standard Post \$55 Post Height: 3 3/4" Post Diameter: 1" Robust Price: \$69 (+ shipping)

Contact me if you're interested in any (or all) of them: **Bill Karow**
(503)490-0325
bill.karow@mac.com

Your Ad Here.

If you have woodturning tools for sale,
know of a tree being taken down in the near future,
a new source for woodturning stock,
upcoming estate sales,
need help
or have questions that need answering...

[let me know](#) and I will post it on the Bulletin Board section of next month's NWWT newsletter.

EDITOR'S NOTES

Past newsletters can be accessed from the NWWT website [here](#).

If you don't have internet access, provide me with your mailing address, and I will print out a copy, lick a stamp and mail a copy of the newsletter to you via U.S. Postal Service.

If you do not receive a courtesy email from me by the beginning of the month indicating that a new newsletter is available online, please send me your current email address.

Submissions to the newsletter are due by the last Thursday of the month.

Articles, tips, web links, classified ads and other woodturning-related items are welcome! Send them to [me](#).

For other business inquiries, contact Northwest Woodturners at:

Northwest Woodturners
P.O. Box 1157
Lake Oswego, OR 97035

NWWT membership has benefits!

Show your NWWT Membership Card to receive a discount off your purchase at Gilmer Wood, Rockler, Woodcraft, Woodcrafters, North Woods Figured Wood, and Crosscut Hardwoods.

