

# NORTHWEST WOODTURNERS



Founded 1995

Pacific Northwest Oregon Chapter of The American Association of Woodturning

AAW | AMERICAN ASSOCIATION  
OF WOODTURNERS

## PRESIDENT'S MESSAGE — MIKE MEREDITH



It's almost August, so that means the annual Northwest Woodturner's picnic and auction must be coming up. Once again, David and Karen Williams have most graciously offered to host the event. ***Don't forget to go to the club website and register.*** We need a fairly accurate count to buy the food the club will supply. If it's not broke, don't fix it, so the club will be supplying the old standby burgers

and dogs, water and soft drinks. We count on another great showing of side dishes and desserts from the membership. We can start dropping off items to be sold on Saturday morning. We'll start cooking and eating around noon this Saturday, August 3rd, and plan to get the auction started at 1:30 or 2pm. Dave Colson will be auctioneering again so practice controlling your hand movements. Everyone knows how important the auction is to the operation of Northwest Woodturners. A big chunk of our budget comes from this event.

A word about donated items is always a good idea. The rule of thumb is that if you wouldn't consider buying it, don't bring it. We're looking for interesting, good quality wood, not necessarily perfect wood, but wood without big cracks or checking. We're looking for tools, shop items of varying description (and we've seen just about everything) and anything else you think that a woodturner might find interesting and/or useful. We're also looking for completed projects. These have always sold well. I'm quite proud my collection of items turned by the NWWT membership. We will also have some demonstration pieces to be sold. There will be a couple of Michael Husaluk candlesticks, two Glenn Lucas bowls and other demonstration pieces I have sitting around and seem to forget to bring to the auction year after year. We will also have the generous donations from our merchant friends. In summary, there will be plenty to spend your money on to help the club.

The other event we have coming up is the Multnomah Days booth on August 17. Northwest Woodturners is making an effort to raise our profile in the community. This is a new event for us, and the board thought it was worth the effort to give our membership a venue in which to sell their work. Larry Klick has taken the lead on this project. If you're interested in selling some of your pieces, contact Larry for details about the process.

Looking forward to seeing all of you at the auction.

—Mike

## CLUB INFO

### NORTHWEST WOODTURNERS [www.northwestwoodturners.com](http://www.northwestwoodturners.com)

*Meetings are held at 7pm on the 1st Thursday of each month at:*

The Multnomah Arts Center  
7688 SW Capitol Hwy  
Portland, OR 97219 [\[map\]](#)

**President**  
[Mike Meredith](#)

**Vice President**  
[John Beechwood](#)

**Secretary**  
[Larry Klick](#)

**Treasurer**  
[Roger Crooks](#)

**Directors**  
Steve Newberry Lynne Hemmert  
Mike Meredith Richard Hall  
Barb Hall Jim Schoeffel

### STAFF VOLUNTEERS

**Monthly Raffle**  
Jackie Yi Kim Talley

**Library**  
Lynne Hemmert

**Photographer**  
Jim Schoeffel

**Website**  
Roger Crooks

**Demo Coordinator**  
Bill Giffin

**Storekeeper**  
John Sutter

**A/V Backup**  
Helen Brown

**Newsletter Editor**  
[Bill Karow](#)  
(503) 490-0325

# NWWT ANNUAL PICNIC & AUCTION • THIS SATURDAY!!!



**When** – August 3, Saturday – Starting at about 11:00

**Where** – David & Karen Williams' home; 6675 SW 155th Ave, Beaverton

**What Is It** – This is our annual fund and fun raiser. It is a critical event in keeping NWWT in good financial shape and provides fantastic bargains for our members. This year is especially important as we are looking at replacing our old Jet lathe. If you are new to turning and looking for tools or wood to turn, this is your chance to pick up a year's worth of wood for pennies on the dollar.

**What Do We Auction** – We have generous donations from Rockler, Robo Hippy, D-Way Tools, Jim Moore and another few others that are pending. As always, we are looking for your donations of a turned object, nice wood (sealed and ready to turn), nice turning related tools you would like to donate for other members, etc. We appreciate all donations but please look at your wood donations and make sure it is in good shape and something you would enjoy turning. We always look for quality over quantity, big and small pieces, bowl, spindle and hollow form blanks.

**First Timers** – If you are new to the club or have never been to our auction, we start with a great BBQ at around noon. We always appreciate for members to bring a dish to share – fruit, dessert, and side dishes. We will take care of the meat. You will have plenty of time to browse the donations and pick out your target items.

**11:00 – Arrival time if you can help set-up or have donations to unload**

**12:00 – BBQ**

**1:00 - Auction**

At around 1:00, after everyone if full, rather than taking a nap we start our auction and again we will have the professional auctioneer as we have had in the past which keeps the show lively and fun.

We hope to see you there!

Note, in the past we have had members who could not make the auction but would like to make a contribution to the club. If you are one of them, contact [nwwt.rogercrooks@comcast.net](mailto:nwwt.rogercrooks@comcast.net).

NWWT is a 501-c3 non-profit organization and all donations are tax deductible.

—Roger

## VP'S "TURN ON THINGS" — JOHN BEECHWOOD



August is the picnic and auction. This is always a fun time! ***Do you have something to donate to the auction?***

**For the September Demo, we are going to do a multi station demo.** However, we are doing things a little differently this time. Each station will do a short 10-15 minute demo, take a short break and then repeat. This way you don't have to choose one demo to watch, you can see a few short demos. As for the subject for each demo, I want to ask you what you want to demo? I would like to offer this to anyone who hasn't ever done a demo first. Let me know what you can show everyone in 10 -15 minutes. This is a great way to get comfortable showing others how YOU do something. It is not limited to lathe work! If you do pyrography, then show that! If inlays are your thing, then show

everyone! If your talent is putting chips on the floor, then show us how you put chips on the floor! We only have three lathes so if you want to demo something on the lathe speak up fast. Shoot me an email [jbeechwood3@gmail.com](mailto:jbeechwood3@gmail.com) and let me know what you can do! You have three months to prepare, but I would like to have the details worked out before the August BBQ! If you need help preparing then let me know, and I will assist. I will most likely bring my sharpening equipment and do a quick demo on that. If you are willing to do a quick demo, please let me know soon! Pretty much any demo will be accepted, but I am trying to get new tricks or processes. Right now we have three people signed up to do demos. We still have room for more!


**October's demo is going to be Roger Crooks.** I will update with the topic once that is decided.

**November's demo will be Carl Jacobson.** Carl does a wide spectrum of things and is fun to watch. He has a pretty good Youtube following.

I had a fun and productive time at AAW Symposium in Raleigh, NC. Besides seeing some amazing demonstrations, I also had a fun time at the vendor trade show. Some vendors donated items that will be auctioned off at our picnic.

Another thing I was able to arrange is a 10% discount for all our club members wishing to order from Penn State Industries. All you need to do is let me know what email you want to use as a sign in, and then you will receive an email with instruction on how to access the site and get the discount. If you already have a sign in, then I can register you for the club discount. They also donated several items for our auction. If you belong to one of the other clubs, have one of their board members contact me, and I can give them the contact info so they can take advantage of the same discount, as well. Here is a link to their site: [www.pennstateind.com/mm5/merchant.mvc?](http://www.pennstateind.com/mm5/merchant.mvc?)

—John





## DALE LARSON — 2019 AAW HONORARY LIFETIME MEMBER



Photo: Dan Baker

At the 2019 AAW Symposium in Raleigh last month, our own Dale Larson was given the Honorary Lifetime Member award for his extraordinary contributions to the American Association of Woodturners and the advancement of woodturning. Below is the acceptance speech Dale gave when accepting the award.

Congratulations, Dale, on your much deserved award!



Photo: John Beechwood

*First, I want to thank Andy Gunning and the local crew for all their work on this fine symposium. I know how much work it is. And I would like to thank the AAW board for this recognition.*

*Thirty years ago I went to my first symposium, the third annual AAW symposium in Seattle in 1989. I had been turning for 11 years and never met another woodturner. I thought it might be interesting. Who would have thought that down the road of my life, that turning wood bowls, a craft that has been around for many thousands of years, would take me all around the world and across this country? Woodturning and the AAW have brought me friends from all over. To paraphrase the wonderful Dale Nish: Everyone here is my friend, some of them I just haven't met yet.*

*AAW is a community of like minded individuals. We are not a geographical community but a community of shared ideas. Members are willing to share what they know with others. They are generous with their time, their skills and sometimes their good wood. And AAW is a great equalizer. It doesn't matter what you did before woodturning or outside woodturning, it only matters how good a woodturner you are. And it matters how much you love woodturning and respect the people who share that passion with you.*

*I have a core belief that if a person benefits from an organization, they owe some degree of support back to that organization or group. I simply want to do my share. To quote Churchill: We make a living by what we get; we make a life by what we give.*

*I encourage you to volunteer – help run your local chapter, help at your regional symposium. Raise your hand to help the AAW. I raised my hand in 2006 to help with the 2007 Symposium in Portland. It changed the path of my life. Because I raised my hand, I got to spend six years of my life working daily with Binh Pho, one of the great American artists of our time. Volunteering opened many doors in my life.*

*I live my life by the motto of being in favor of more woodturning, anytime, anywhere by anyone.*

*Thank you AAW for what you have brought into my life.*

**—Dale Larson**

Raleigh AAW symposium July 13, 2019 upon receiving the 2019 AAW Honorary Lifetime Member award

## IMAGES FROM THE 2019 AAW SYMPOSIUM

• Photography by Dan Baker •





## IMAGES FROM THE 2019 AAW SYMPOSIUM

• Photography by Dan Baker •





## IMAGES FROM THE 2019 AAW SYMPOSIUM

• Photography by Dan Baker •





## IMAGES FROM THE 2019 AAW SYMPOSIUM

• Photography by Dan Baker •





## IMAGES FROM THE 2019 AAW SYMPOSIUM

• Photography by Dan Baker •





## IMAGES FROM THE 2019 AAW SYMPOSIUM

• Photography by Dan Baker •





## TIP OF THE MONTH — JOHN BEECHWOOD



On Wednesday, I did a demo for SWWWT on Spiraling and Texturing, and wanted to share somethings I experienced.

Everything was going fine until I went to spiral the edge of the first bowl. I was using the large set and from the start, the cutter was not performing the way it should, but I pushed forward anyway. That is until the bearing failed completely on the cutter and tore out the spiral. Undaunted, I cut off the bad spiral and switched to another




cutter. I was stunned that I had the same problem, and the

second cutter experienced the same bearing failure! (I believe the definition of insanity is to do the same thing and expect a different outcome!) So I switched to my mini-spiraling handle, put in a new bowl and turned a nice spiral on the top rim of the bowl. I still wanted to demonstrate what I originally intended, so I put up a third bowl, went back to the large handle and used my last cutter, the fine spiral cutter which is more prone to failure than the other two coarser ones. This time I paid closer attention to the speed and angle I was cutting. And the fine spiral came out perfect on a piece that had knots and was more likely to fail!

So why am I bringing up an almost embarrassing failure? Because the following morning I was in my shop bright and early trying to analyze how I had two failures demonstrating a technique I use all the time without any problems. Here is what I discovered: First, the lathe was way too tall for me to use like I do my own lathe. (I cut 4.5" off the legs of my lathe so it's more comfortable for my vertically challenged self!) So holding the tool the way I am accustomed to had me presenting the cutter at the wrong angle for what I wanted to do. Second, I was relying on the digital rpm meter even though I thought the piece was spinning faster than 500. I don't know if the lathe I was using is off or mine is, but now I know to follow my instincts and adjust speed lower or higher depending on what I'm doing. Third, I learned more from those two failures than I have in the past 20 or more spirals I completed without any issues. To be fair, I think the bearings were getting worn since those are the two cutters I use the most and often do harder woods with them, so I will have to pay closer attention. I think I have spiraled at least 100 items with those two cutters.

The biggest take away for me is this: Things don't always go as planned with demos or even working solo in your shop, and we can learn from mistakes. I plan to keep making mistakes. Only I want to make new mistakes and not repeat past mistakes!

—John



## AAW 2020 BOARD OF DIRECTORS ELECTION

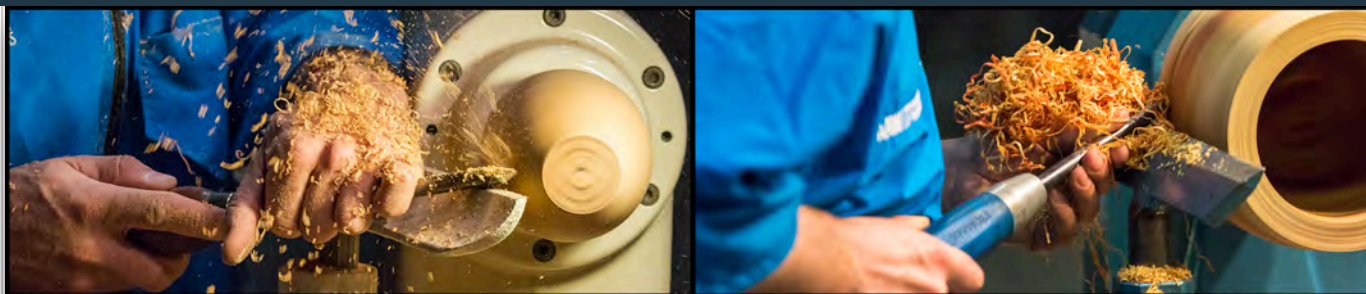
**IMPORTANT! PLEASE READ...AND VOTE!!!** The Nominating Committee is pleased to present the following six candidates, who are running for the AAW Board of Directors. AAW members elect a nine-member board to volunteer their time and energy to represent the membership in moving the AAW forward. We encourage you to participate in the voting process and hope you will help make this election turnout significant. Your vote must be cast electronically or received in Saint Paul **between August 1, 2019, and midnight CST August 31, 2019.**

—Jeff Brockett, Chair, AAW Nominating Committee

*[Editor's note: **Our own NWWT Vice President, John Beechwood, is one of the six candidates running for a seat on the AAW's Board of Directors.** To view his, as well as the other candidates' statements and videos, [click on this link](#). And don't forget to vote!*

Click here to  
**VOTE**

## AAW — COMPLIMENTARY GUEST MEMBERSHIP




By signing up for a [Complimentary Guest Membership](#), you can have limited access to a sampling of AAW resources for a full 60 days. You'll be able to explore what the AAW has to offer, kick our tires, and hopefully decide to become a full-fledged, paid AAW member to benefit from everything the AAW has to offer. Click [here](#) to view/download a list of publications and services available to full/paid AAW members.

**AAW** | AMERICAN ASSOCIATION  
OF WOODTURNERS

## NWWT MEMBERSHIP CARDS

**Please don't forget to renew your Northwest Woodturners club membership!**



As always, [paying on-line](#) is the easiest for me and less error-prone, but we appreciate your money any way you want to pay. Just a reminder, several years ago we moved our membership plan from an annual plan (Jan-Dec) to an anniversary plan (12 months from when you join). You get a renewal message a month before your membership expires, so wait until you get your renewal notice to pay. Also, **don't forget to [renew your AAW membership](#)**, which is an annual plan, so join or renew now!

—Roger



## AUGUST'S TURNING TEASER — TOM WILLING

### A safety & best practices reflection as Autumn draws us back into our shops:

Writing these little safety squibs has been both fun and instructive. One thing I find is that I do not always do as I preach, and that could have dire results for me, or, just as importantly, for you the reader in search of guidance with sound practice. Things I don't always do that I should:

- Use my personal safety gear religiously;
- Stop for one more 'think' BEFORE I flip the switch on the machine;
- Unplug the machine when working on it;
- Quit when I am tired;
- Hydrate soon enough;
- Turn off the machine and go for a walk when it makes me mad, or, put another way, remember that the machine only works within defined parameters: *If it is making me mad, most likely I am asking it to do something outside of its design limits, and I need to look at what I am doing;*
- Art, craft, discipline, and safety are habits of mind – my best work comes of owning my own habits, continuously refining them, being accountable for them.

Work Safe. Be Happy.

—Tom Willing



## JULY'S TURNING TEASER — ANSWER



### Question:

***We all love wet sanding. Down with dust! Right? Right, but...***

***The image (left) brings to light what could create a MAJOR hazard. What might that be?***

### Answer:

It will depend on what liquid you use for wet sanding. Using polymerizing oils can produce terrific results, one being a finish that glows, the other being spontaneous combustion in the waste product. What I do not particularly want to do is suck gobs of oil-saturated sanding waste into my dust collection system where it could smolder along for several days before erupting into a fire in a space where there is inevitably a lot of fuel. Turn off your dust collector when wet sanding and handle your wet-sanding waste the same way you handle your finishing rags when you are done with them.

*Think you might have a good submission?  
Send us a photo and we'll try to include it in a future newsletter.*

## MULTNOMAH DAYS • AUGUST 17TH

NWWT will have a booth at the Multnomah Days Celebration outside the Multnomah Arts Center (where we have our monthly meetings) on 17 August. This is one of the largest street fairs in Oregon. Every year, the popular event draws nearly 10,000 guests with its spirited parade, tasty treats, local artisans and family-friendly activities. The revelries kick off at 8am on Saturday, August 18 in Multnomah Village, between SW 31st and 39th along SW Capitol Highway.

This is another great opportunity for the public to learn all about woodturning.

If you are interested in showing your work for sale and for volunteering at the booth, contact [Larry Klick](#) for more information.



## WOMEN IN TURNING • OPEN SHOP • AUGUST 3RD

**A call to women turners.** I've started a group for the women turners in the Southwest Washington, Cascade, and Northwest Woodturning clubs.

We have access to the nine lathes at the R.E. Vaughn School of Woodturning in the Friends of the Carpenter's Center. [\[map\]](#)

We are meeting the **first Saturday of every month from 9am to 12pm** to help each other with our woodturning skills. This will be modeled after similar programs including Colorado's *"Women at the Lathe"* and one at the Southwest Idaho Woodturners. **Our next time will be August 3rd.**

If you know someone who might be interested, have them [contact me](#).

—Kathleen Duncan





## DALE LARSON • OPEN SHOP



For about the last 10 years, Howard Borer and I have hosted Open Shop Saturday in my shop in Gresham. The idea behind Open Shop is to help new turners with projects and ideas.

We have a good group of experienced turners who help new turners mount the wood on the lathe and learn how to sharpen and present their tools to the wood.

I like to say: *We have no standards, everyone is welcome.*

**When:** Generally the last Saturday of the month from 9am to noon.

**Where:** Dale's shop at [5010 SE Regner Rd, Gresham](#). (503) 661-7793

**NOTE:** *There will not be an Open Shop in August. We'll shoot for September!*

—Dale






## GRINDER STATION TUNEUP • BILL KAROW

I recently visited John Beechwood's shop and was impressed with his grinder station. So, I set about to improve my less-than-ideal grinding setup. After numerous texts back and forth with John, a few trips to hardware stores, and half a day later, I'm excited about my new setup, and thought I'd share some of the details.

Small LED task magnetic base lamps from [Woodturner's Wonders](#).



"RoboRest" adjustable platform from [Reed's Woodworking](#) (Robo Hippy)

Attached Sharpie to grinder with Velcro tab. Used on bevel to set angle.

Neodyne magnets to collect metal particles from sharpening.

Since I use different bevel angles on my bowl, spindle and detail gouges, I made two "guide stops" that allows me set both of my preferred bevel angles quickly and consistently.

I measured how far out the adjustable Vee-Arm on my Wolverine Grinding Jig needed to be for the bevel angles I wanted. Then I cut sections of 1" PVC pipe to the correct lengths to slide over the Vee-Arm.

The section of pipe stops the Vee-Arm as I slide it in and lock it down. With this system, I can replicate my preferred grinding angles, rather than repeatedly micro-adjusting the Vee-Arm in and out before sharpening my gouges.

—bk





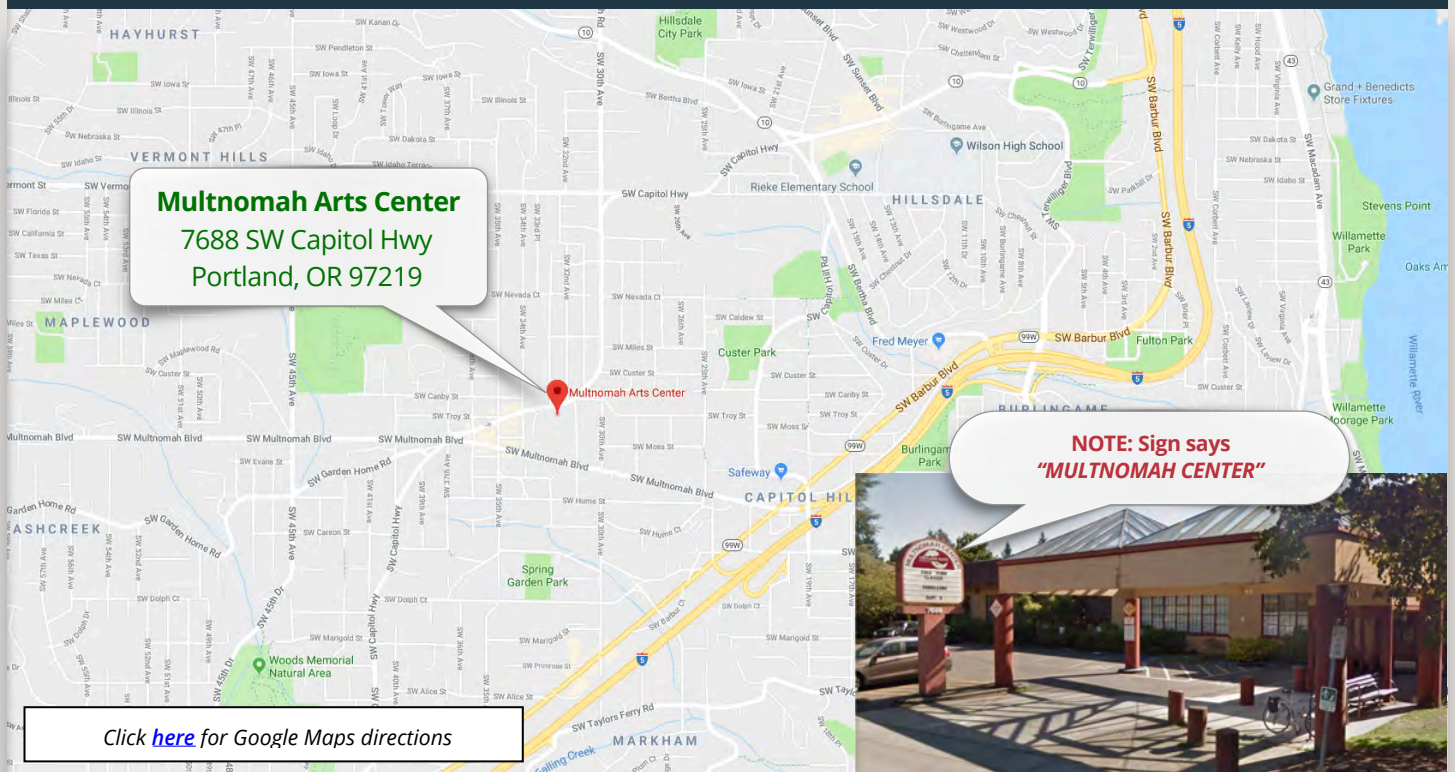
## 2019 NWWT MEETING SCHEDULE &amp; PROGRAMS

# NORTHWEST WOODTURNERS

**1st Thursday of each month at 7pm in the Main Auditorium**  
The Multnomah Arts Center, 7688 SW Capitol Hwy, Portland, OR 97219

DATE	PROGRAM	CHALLENGE
Thursday, January 3	Annual Tool Swap Meet	"Rescued" (Repaired) Turnings
Thursday, February 7	Dale Larson – "Picking the Best Part of the Tree"	New-Tool Turnings
Thursday, March 7	Bill Karow – "Bird's Beak Vases"	Naturally Figured Pieces
Thursday, April 4	Rick Rich – "Table Lamp"	Bird's Mouth Bowls
Thursday, May 2	Jay Shepard – "Finishing"	Turn a Table Lamp
Thursday, June 6	Reed Gray (aka RoboHippy) – "Bowl Turning"	Hollow Form
Thursday, July 4	No Meeting	None
<b>Saturday, August 3</b>	<b>Picnic + Auction!</b>	<b>None</b>
Thursday, September 5	Multi Station Demo	Collaboration Pieces
Thursday, October 3	Roger Crooks	TBD
Thursday, November 7	Carl Jacobson	Holiday Pieces / Ornaments
December	No Meeting	Happy Holidays!

## MAP TO THE MULTNOMAH ARTS CENTER



Click [here](#) for Google Maps directions

## OTHER WOODTURNING CLUBS • MEETINGS &amp; PROGRAMS

**One meeting every month not enough?***Check out what other clubs around our area are doing!**(Please click on the clubs' website links to verify the information presented below.)***WOODTURNERS OF OLYMPIA**[woodturnersofolympia.org](http://woodturnersofolympia.org)**2nd TUESDAY of every month @ 6:30pm**First Baptist Church of Olympia  
904 Washington St. SE, Olympia, WA 98507 [\[map\]](#)**August 13, 2019: Larry Miller - Natural Edge Bowls****CASCADE WOODTURNERS**[cascadewoodturners.com](http://cascadewoodturners.com)**3rd THURSDAY of every month @ 6:30pm**Willamette Carpenters Training Center  
4222 NE 158th Ave, Portland, OR 97230 [\[map\]](#)**August 17, 2019: Club Picnic!**  
*at Phil Lapp's Farm***PACIFIC NORTHWEST WOODTURNING GUILD**[woodturningguild.com](http://woodturningguild.com)**2nd WEDNESDAY of every month @ 7:00pm**MWA Architects  
70 NW Couch St. Portland, OR [\[map\]](#)**August 14, 2019: Everyone is welcome!****SW WASHINGTON WOODTURNERS**[southwestwashingtonwoodturners.com](http://southwestwashingtonwoodturners.com)**4th WEDNESDAY of every month @ 7:00pm**Friends of the Carpenter's Center  
1600 W 20th St, Vancouver, WA 98660 [\[map\]](#)**August 28, 2019: Greg Dahl "The Burl Hunter" -**  
*Green wood cutting, orientation, different types of drying, burls, and more***WILLAMETTE VALLEY WOODTURNERS**[willamettevalleywoodturners.com](http://willamettevalleywoodturners.com)**2nd THURSDAY of every month @ 6:30pm**Center 50+ Senior Center  
2615 Portland Rd, NE Salem, OR 97303 [\[map\]](#)**August 8, 2019: Randal Dale - Other Than Round****BEAVER STATE WOODTURNERS**[beaverstatewoodturners.com](http://beaverstatewoodturners.com)**4th THURSDAY of every month @ 6:00pm**Coburg Community Charter School  
91274 N Coburg Rd, Coburg, OR 97408 [\[map\]](#)**August 22, 2019: Annual Potluck Picnic**



## 2019 NATIONAL &amp; REGIONAL SYMPOSIA

August 23-25, 2019

[28th Annual S.W.A.T. \(Southwest Association of Turners\) Symposium](#)

Waco, TX

September 13-15, 2019

[Rocky Mountain Woodturning Symposium](#)

Loveland, CO

September 21, 2019

[Woodturners of Olympia Symposium and Workshops](#)*Featuring: Graeme Priddle and Melissa Engler with Dan Tilden*

Olympia, WA

October 17-20, 2019

[Turning 2019 at Ohio Valley Woodturners Guild](#)

West Harrison, IN

June 4-7, 2020

[AAW 34th International Woodturning Symposium](#)

Louisville, KY



## AUGUST 5-8 • ELI AVISERA IS COMING TO PORTLAND

**Eli Avisera's hands-on classes are FULL at this time, BUT...**

You can contact Dale at 503-661-7793 or at [woodbowl@frontier.com](mailto:woodbowl@frontier.com) to put your name on the list if someone has to drop out at the last minute.

Eli will be teaching two 2-day classes Aug 5-6 and 7-8 at [Dale's shop](#). Because of Eli's travel schedule, we were limited to these days. Classes will be limited to eight students each. The cost will be \$225 for each 2-day class.

Eli is one of the best demonstrators and teachers in the world. He travels all over the world teaching woodturning. It has been seven years since we had Eli here in Portland.

Attached are a few pictures of his work and there are many more on the internet. This is a chance to spend two days with one of the top woodturners in the world.

—Dale

## LOCAL WOODWORKING STORES' FREE DEMOS

Many other fine classes and demonstrations are available from our local stores.

08/03/19	Cabinet Door Construction	Sat	11am	Rockler, Beaverton
08/03/19	Dovetail Jigs	Sat	1-2pm	Woodcraft, Tigard
08/03/19	Mercedes McCreight: Pyrography/Sculpture	Sat	10am-3pm	Woodcrafters, Portland
08/10/19	Cross Lap Joinery	Sat	11am	Rockler, Beaverton
08/10/19	Sharon & Ramos: Woodcarving/Pyrography	Sat	10am-3pm	Woodcrafters, Portland
08/17/19	CNC Tech Made Easy	Sat	11am	Rockler, Beaverton
08/17/19	Jim Tharp: Woodcarver	Sat	10am-3pm	Woodcrafters, Portland
08/24/19	Fun & Fast Signmaking	Sat	11am	Rockler, Beaverton
08/24/19	Unicorn Spit	Sat	1-2pm	Woodcraft, Tigard
08/24/19	Skip Burke: Woodturning	Sat	10am-3pm	Woodcrafters, Portland
08/31/19	Letter Carving	Sat	1-2pm	Woodcraft, Tigard
08/31/19	Shirley Malar: Pyrography	Sat	10am-3pm	Woodcrafters, Portland
09/07/19	Debby Neely: Pyrography & Woodcarving	Sat	10am-3pm	Woodcrafters, Portland
09/14/19	Jim Tharp: Woodcarver	Sat	10am-3pm	Woodcrafters, Portland
09/21/19	Skip Burke: Woodturning	Sat	10am-3pm	Woodcrafters, Portland
09/21/19	Lathe Tool Sharpening	Sat	1-2pm	Woodcraft, Tigard
09/28/19	Larry Haas: Scrollsaw Artist	Sat	10am-3pm	Woodcrafters, Portland
09/28/19	Sharpening Chisels / Plane Irons	Sat	1-2pm	Woodcraft, Tigard

*Please visit the store websites to verify the information presented above.*

**Rockler**, Beaverton

(503) 672-7266

[rockler.com](http://rockler.com)

**Woodcraft**, Tigard

(503) 684-1428

[woodcraft.com](http://woodcraft.com)

**Woodcrafters**, Portland

(503) 231-0226

[woodcrafters.us](http://woodcrafters.us)



## OUR BUSINESS PARTNERS

*Northwest Woodturners encourages our members to visit these business partners to find the many great products they carry and to stock up on the necessary items for your woodturning needs.*

*Be sure to remind the sales clerk that you are a member of Northwest Woodturners! Our business partners provide NWWT with generous gifts based on member purchases.*




Create with Confidence™

**10% off non-sale items for club members**  
(excludes power tools, Leigh and Porter-Cable dovetail jigs, CNC Shark)

11773 SW Beaverton-Hillsdale Hwy, Beaverton, OR 97005  
(503)672-7266 store17@rockler.com

Delta, JET, and Powermatic lathes, turning tools, turning stock, turning kits, abrasives, finishes, plus a whole lot more!

**WOODCRAFT®**  
Helping You Make Wood Work®

### Hours

Sunday 9am-5pm • Monday 9am-7pm • Tuesday 9am-7pm  
Wednesday 9am-7pm • Thursday 9am-9pm • Friday 9am-7pm  
Saturday 9am-6pm

Independently Owned  
& Operated Franchise  
12020 SW Main Street  
Tigard, OR 97223

Phone: (503) 684-1428  
Toll Free: (866) 684-1428  
Fax: (888) 312-9663  
woodcraft312@woodcraftportland.com

**Here's a suggestion:** After you've purchased an item from one of our business partners who gave you a discount because you are a member of NWWT, take a moment and contact them via their website or an e-mail and thank them for supporting NWWT.

## BULLETIN BOARD

**FOR SALE:**

**Hamlet** Diamond Parting Tool  $\frac{3}{8}$ " width, 10" handle. **\$20**

**Colwood Cub Wood Burner**

Great little woodburning control unit. Use it to sign your woodturnings. Also great for pyrography designs. Adapter for various pens included.

(Pen not included.)

**\$35**

If interested in any (or all),  
contact me at [billkarow@mac.com](mailto:billkarow@mac.com)  
or call/text (503)490-0325



## BULLETIN BOARD

**LATHE FOR SALE: \$300**

It belonged to my son who now lives in Texas. **Jet Mini Lathe JML-1014 with the chuck included.** It has been stored in a dry place, coated with Vaseline to protect and covered. I'll clean and polish as soon as it is listed. It has not been used very much. The manual and two turning books are also included.

If interested, please email me at [tsitra.m@gmail.com](mailto:tsitra.m@gmail.com)

–Marilyn Joyce

**LATHE FOR SALE:**

This new Oneway 2436 is for sale. It is in Yachats. The lathe is serial #1220. Built in December of 2001. 3hp motor and outboard attachment.

The owner bought it new and then never used it. It has been in a heated shop the whole time.

Contact Gary Meier for pricing.

[gjmwoodturnings@gmail.com](mailto:gjmwoodturnings@gmail.com)

Mobile/Text 772-332-1440

Home Phone 458-546-9042

If you have woodturning tools for sale,  
know of a tree being taken down in the near future,  
a new source for woodturning stock,  
upcoming estate sales,  
need help  
or have questions that need answering...

[let me know](#) and I will post it on the Bulletin Board section of next month's NWWT newsletter.

## EDITOR'S NOTES

Past newsletters can be accessed from the NWWT website [here](#).

If you don't have internet access, provide me with your mailing address, and I will print out a copy, lick a stamp and mail a copy of the newsletter to you via U.S. Postal Service.

If you do not receive a courtesy email from me by the beginning of the month indicating that a new newsletter is available online, please send me your current email address.

**Submissions to the newsletter are due by the last Thursday of the month.**

Articles, tips, web links, classified ads and other woodturning-related items are welcome! Send them to [me](#).

For other business inquiries, contact Northwest Woodturners at:

Northwest Woodturners  
P.O. Box 1157  
Lake Oswego, OR 97035



### ***NWWT membership has benefits!***

Show your NWWT Membership Card to receive a discount off your purchase at Gilmer Wood, Rockler, Woodcraft, Woodcrafters and Crosscut Hardwoods.

