

# Northwest Woodturners



A Chapter of The American Association of Woodturners

Volume 22, Issue 03

The woodturners' local resource

March 2017

## PRESIDENT'S MESSAGE

Hi Woodturners. I've recently returned from the Big Island where I traveled for a conference. I usually check for local club meetings while traveling and was fortunate to contact Kelly Dunn who invited us to his home, showed us his shop, his technique for making Norfolk Island pine translucent, and his extensive collection of turnings. I then attended a Saturday meeting of West Hawaii Woodturners. There was a wonderful Waimea Woodworkers Guild show in Waimea with some amazing turnings (enlarge the photo, those markings aren't spalting, its pyrography at its best).

Back in Oregon, I'd like to request that turners arriving at the MAC earlier than 6pm prior to the 7:00 meeting please socialize at Starbucks or other locations. The club starts paying the \$30/hour auditorium fee as soon as turners enter the auditorium. It's in the club's financial interest to avoid entering the auditorium prior to 6:00 pm and that we strive to clean up and be out of the auditorium as close to 9:00 pm as possible. Similarly, when we hold classes at Cottage 5, we pay \$50/hour from the moment we enter the cabin until we leave. Using our time wisely at the Cottage will help us afford visiting turners in the future.

Thanks, Steve



JEWEL  
Julia Woodcock  
Kiln Fired  
Norfolk Pine, Pyrography  
\$2,200  
28

## CLUB INFO

### Northwest Woodturners

[www.northwestwoodturners.com](http://www.northwestwoodturners.com)

Meetings are held at 7:00PM on the  
1st Thursday of each month at  
**The Multnomah Arts Center**  
**7688 SW Capitol Hwy**  
**Portland, OR 97219**

### President

Steve Newberry  
lanewb1@aol.com

### Vice President

Mike Porter  
tmikeporter@gmail.com

### Secretary

Max Vega

### Treasurer

Roger Crooks

### Directors

Bill Giffin	Lynne Hemmert
Barbara Hall	Bill Herrold
Richard Hall	Mike Meredith
	Jim Schoeffel

### Staff Volunteers

#### Library

Lynne Hemmert  
Alex McDowell

#### NWWT Store

David Hollister  
Roger Crooks

#### Equipment

Maintenance  
Bill Herrold

#### Demo

Coordinator  
Bill Giffin

#### Monthly Raffle

Jackie Yi

#### Education

Terry Tanner

#### A/V Backup

Bill Karow

#### Web Site

Barbara Hall

### Newsletter Editor

Jim Schoeffel  
jschoeffel@aol.com  
503-591-9066

**VP's CORNER**

Greetings to all of you once again. The Club meeting schedule for 2017 is nearly full. As of now, I only have October and November to settle on, but more on that in a minute.

We have two nationally known turners to join us in July and September. For both we are planning on an all-day demo the Friday after the Club meeting, followed by an all-day hands on class on the Saturday. The all-day demos I hope to schedule in the MAC auditorium and the hands on classes we hope to schedule in Cottage 5. I use tentative language because getting a commitment from the MAC ahead of time has been a question. Board members are talking to the MAC management with the goal to gain firm commitments on schedule and rental costs. For this reason, the cost of the all-day demos and the hands on classes cannot be published at this time, but we'll keep you informed.

So, if you have a budget like most of us do for "learning and turning", I can say that my goal is to keep the all-day demos to a cost of \$40 maximum and the all-day hands on classes to \$150 maximum. Save up because many of you will be interested in these two turners.

Tania Radda is coming in July and she is an expert in creating embellishments for turned objects using a practice called "cold bending". She teaches at Arrowmont School back east, and has demonstrated at the national AAW Symposium. (<http://www.taniaradda.com/home.html>)

Richard Dlugo is coming in September and is a specialist in making toys and unique gifts. He recently was published in the December AAW magazine on making a penguin pull toy. He is full of great ideas and will come with kits just in time for holiday gift making. (<http://richarddlugo.com>)

For October, my idea is to have a Christmas ornament theme. What about a 3 or 4 station demo night where the demonstrators are making ornaments real time? You get to watch and ask questions. Would any of you like to volunteer to demonstrate? Feedback welcome on this idea.

For November, I am wide open to suggestions and a volunteer.

— Mike Porter

**LIBRARY NEWS**

Please check around your house, car, office and anywhere else you might lay things down, and bring back to the next meeting all the DVDs and books that belong to NWWT so that someone else can look at them.

Thanks, Lynne Hemmert CLU

**FREE WOOD: MAPLE**

At the last NWWT meeting Lynne Hemmert announced that he and a neighbor had several (6) very large maples down. There is still a lot of great wood left to be turned. **Free is a very good price! Contact: Lynne Hemmert, 4261 S Calaroga Dr, West Linn, Or 97069, 503-226-2266 (Office), 503-636-3511 (H).**

**MARCH 2017 PROGRAM – RICK RICH**

Rick Rich comes to us from the SW Washington Woodturners Club. He recently taught a very successful class in spindle turning for beginning turners. He will demonstrate how to make a classic piece of furniture, a Windsor-style stool, on the lathe using a combination of face work for the seat and spindle turning for the legs.

**FEBRUARY 2017 PROGRAM – MICHAEL FERREIRA**

Michael Ferreira shared with us his techniques, developed over the years, for turning (pun intended) a nicely shaped vase into a beautiful, colorful piece of art. In most cases, the wood and its figure are of no interest, rather it serves as a canvas on which to create amazing art. Michael provided a handout listing the materials he uses, and it's available to members on the NWWT web site. Much care is taken preparing the surface using BIN or shellac before he begins to add color. Color is applied in many ways using many materials and techniques to achieve the look he is after. In general and greatly simplified, his process is to apply color, sand or scrape some of it off, applying more color, and repeat. Then he applies a protective top coat to achieve the final sheen. The end result is a piece of art that many people often mistake as a glass or ceramic object. See more of Michael's work at [www.visionsinwood.com](http://www.visionsinwood.com).

**MEMBERSHIP CARDS**

When you renew your membership on-line, please let me know via email ([nwwt.rogercrooks@comcast.net](mailto:nwwt.rogercrooks@comcast.net)) if you want your card mailed, otherwise I will expect you to pick it up at the next meeting. Remember your membership is based on your anniversary date (12 months after you join or renew). You will receive an automatic renewal reminder by email when it is time to renew. It is always best to renew on-line as it automatically records the transaction and updates our records, but I am happy to take your cash, check or credit card at the meetings.

— Roger Crooks

## TUALATIN VALLEY FIRE& RESCUE “PLUG” PROJECT FOLLOW-UP by Roger Crooks

This is a follow-up from last month's article. I delivered the plugs to the TVF&R supply department and their comment was *“These are too nice to use – they look more like a desk ornament”*. Some of the plugs were made with spalted maple, which made them look impressive. The burned rings made them easy to identify and the simple Dr's Woodshop Pen Finish (Walnut oil, shellac and wax) gave them a nice feel.

This was our first Community Service project as a 501(c)(3) non-profit organization. We should all keep our eyes open for other opportunities like this. Jess Fuellas (TVF&R Supply Specialist) said when he sent out the request, it was a wild shot with little expectation that he would get a reply, and he never expected one like he got.

Thanks to everyone who participated and to the MAC who gave us a special rate for cottage 5.



*Shannon Wrench, Supply Manager and Jess Fuellas, Supply Specialist for TVF&R receiving the 80 plugs.*



*These sprinkler system plugs were made on a bandsaw from 3/4" stock.*



*Turning class for TVF&R plugs.*



*A sample of the different plugs with burned in rings to identify the type.*

**TURNIN' N LEARNIN' — CHAPTER 11 by Mike Porter**

Hi, once again, fellow "Learnin' Turners". How does one step up to the lathe and not learn anything? Or have the wood talk back to you in a way that says "Here's what you get for not paying attention!". I had to learn that lesson...again. I've had more than a few catches in the past 3 years of my turning career but not quite like I did earlier this month.

I volunteered to all my artist friends to make them a brush pot, or cup, for their studio to hold their brushes. It is like a pencil cup only bigger. **See the photo.** So one of my friends took me up on the offer and gave me a block of wood that he purchased at Woodcraft in Tigard. OK, what is it? "*Angelique*" he said. "*Never heard of it*" I said.

So I slapped it between centers and merrily started to take it to round...well, not so merrily. I immediately noticed that this seemed a bit hard. It was heavy and felt dense. I noticed that my big honkin' skew struggled to make a smooth planing cut. Hmm...after cutting a tenon and putting it into a chuck, I next tried to bore out the piece with a 2 1/4" forstner bit. Right. Took forever. Had to sharpen the bit 4 times to bore out 7 inches of wood! And very slowly. Angelique, the internet source said, is very hard and contains silica. Uh oh, no wonder.

Scraper time. By now, I was getting very impatient with this wood but determined to be victorious and create my masterpiece. Scraping on the inside wall went sort of OK but I had to be very light as the cutting edge screeched along the length of the piece. Now to finish the bottom. My favorite square end scraper was pulled off the rack and I proceeded to gingerly feel for the bottom. I was deep into the piece by now. Got the picture? Lots of overhang from the tool rest...you know what's coming next.

I don't know if it was the wood exploding in my face that stopped my heart, or my square end scraper cart-wheeling through the air to land 10 feet away, or the dust collector hood tipping over and crashing to the floor, but let's just say it was an experience I do not want to repeat.

So, now I have a new learning: A catch is the wood's way of talking back to you..."***OH, NO...you're not gonna do that to me...take this!***"

Safe turnin' to you all. Be careful out there. Oh, and my friend's brush pot? He has a beautiful creation made from lovely straight grained big leaf maple.



**FEBRUARY CHALLENGE — REASSEMBLED BOWLS**

Editor's Note: The Happy Gnome (courtesy of Bruce Jackson) is included in the pictures to give a sense of size. His head (a golf ball) is about 1.7" (43 mm) in diameter and he is about 3.2" (81 mm) tall.

**Challenge Winner : Jim Schoeffel**

Redwood

4" x 1-1/4" x 2-1/2" H



John Beechwood

Big Leaf Maple

9-1/2" dia. x 5" H



**FEBRUARY SHOW-n-TELL**

Editor's Note: The Happy Gnome (courtesy of Bruce Jackson) is included in the pictures to give a sense of size. His head (a golf ball) is about 1.7" (43 mm) in diameter and he is about 3.2" (81 mm) tall.

**Phil Lapp**

Natural Base Vase

Apple

5-1/4" dia. " x 11-3/4" H

Natural Edge Bowl

Aromatic Cedar

11" x 7-1/2" x 4" H



Big Bowl

Pine

16" dia. x 9-1/2" H



## FEBRUARY SHOW-n-TELL (continued)

Bill Karow



Scorched Bowl  
Black Locust  
5-3/8" dia. x 2" H x 1" D



Natural Edge Bowl  
Mimosa  
9-3/4" x 8" x 2-1/2" H



Scorched Rim Bowl  
Madrone  
5-3/4" dia. x 2" H x 1" D

Letty Camire



Crayon Pot  
Spalted Box Elder  
3-1/8" dia. x 3-3/8" T

Popcorn Bowl  
Spalted Maple  
8-1/4" dia. x 4-1/4" H



**FEBRUARY SHOW-n-TELL (continued)****Roy Ackley**

CD Top (Prototype)

Maple

4-3/4" dia. x 3-3/4" H

Egg Cup with Egg  
Maple

Cup: 2-3/8" dia. x 6-1/4" T (Base 2-1/2" dia.)

Egg: 2-1/2" x 1-3/4"

**John Beechwood**

Bowl

9" dia. x 4-3/4" H



Yarn Bowl

8-1/2" dia. x 5-1/8" H





**Who:** Stuart Mortimer, Binh Pho, Nick Cook, Al Stirt, Stuart Batty, Christian Burchard, Dixie Biggs, Don Ward, Jon Magill and Michael Blankenship.

**What:** 50+ Live demonstrations, Pen Turners Gathering, Vendor showcase, Instant Gallery, Banquet, Live Auction

**Where:** Linn County Expo Center,  
Albany, Oregon

**When:** March 17-19, 2017

**Contact:** Terry C. Gerros, [gerrost@yahoo.com](mailto:gerrost@yahoo.com)

**OTHER WOODTURNER CLUBS 2017 MEETINGS AND PROGRAMS**

*Please visit the individual club websites to verify the information presented below.*

**Cascade Woodturners (Portland, OR) ([www.cascadewoodturners.com](http://www.cascadewoodturners.com))**

3rd Thursday, 6:45 PM at the Willamette Carpenters Training Center,  
4222 NE 158th Ave., Portland, OR 97230

March **23**: Carl Jacobson (Turning & Decorating a Small Box with Lichtenberg Figures) **NOTE SPECIAL DATE**

April 20: Lane Phillips (Burned Turnings)

**Willamette Valley Woodturners (Salem, OR) ([www.willamettevalleywoodturners.com](http://www.willamettevalleywoodturners.com))**

2nd Thursday, 6:30 PM at the Salem Center 50+, 2615 Portland Rd, NE Salem, OR 97303

March 9: Richard Rich (Windsor-style Stool)

April 13: Steve Newberry (Earring Stand)

**Beaver State Woodturners (Eugene, OR) ([www.beaverstatewoodturners.com](http://www.beaverstatewoodturners.com))**

4th Thursday, 6:00 PM at the Woodcraft Store, 1052 Green Acres Rd, Eugene, OR 97408

March 23: Joe Essin (Bandsaw Tune-up)

April 27: Reed Gray (Safety and Avoiding Catches)

**Southwest Washington Woodturners (Vancouver, WA) ([www.southwestwashingtonwoodturners.com](http://www.southwestwashingtonwoodturners.com))**

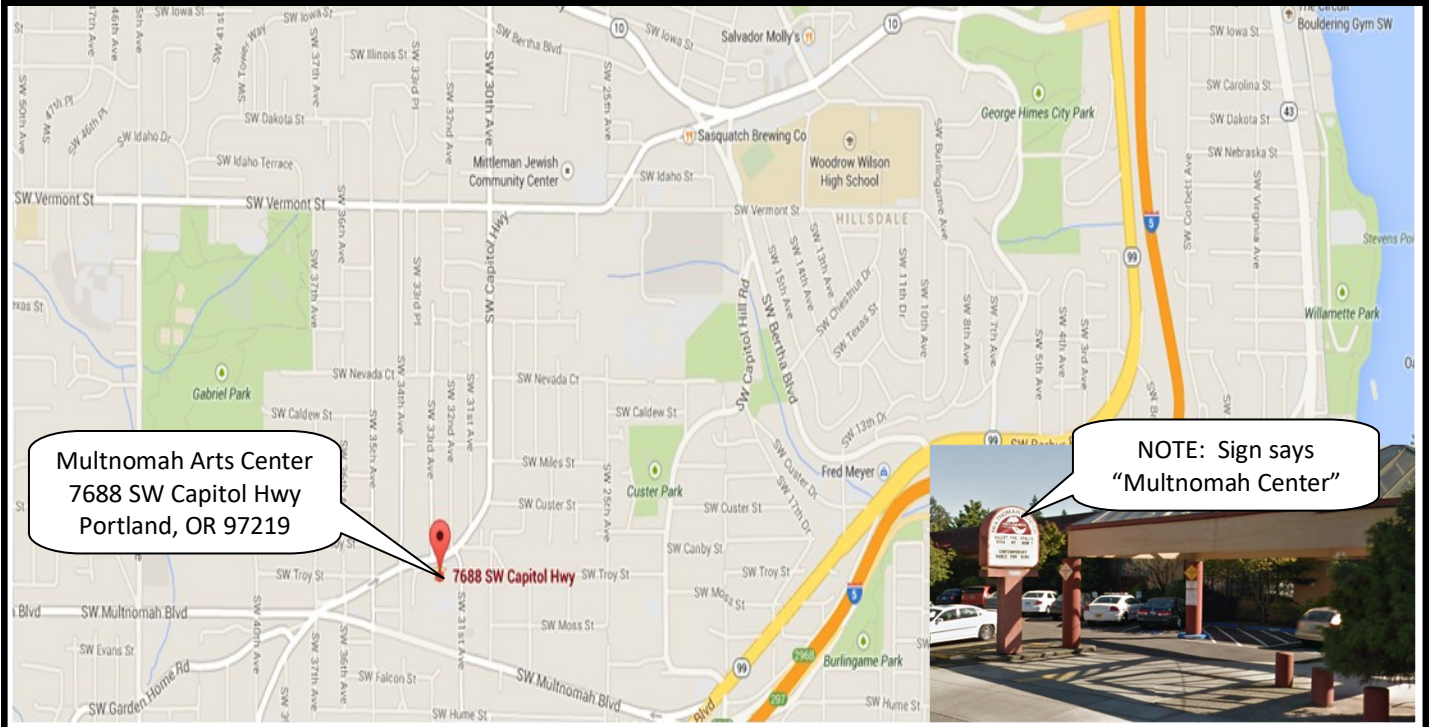
4th Wednesday, 7:00 PM at The Friends of the Carpenter's Center, 1600 West 20th St, Vancouver, WA

March 22: TBA

**Woodturners of Olympia (Olympia, WA) ([www.woodturnersofolympia.org](http://www.woodturnersofolympia.org))**

4th Thursday, 6:30 PM at the Thurston County Fairgrounds, Carpenter Road SE, Lacey, WA

March 23: TBA

**MAP TO THE MULTNOMAH ARTS CENTER****7688 SW Capitol Hwy, Portland, OR 97219****NORTHWEST WOODTURNERS MEETING SCHEDULE AND PROGRAMS****1<sup>st</sup> Thursday at 7:00 PM****The Multnomah Arts Center, 7688 SW Capitol Hwy, Portland, OR 97219**

<b>2017</b>	<b>Program</b>	<b>Challenge</b>
Thursday, January 5	Annual Tool Swap Meet	none
Thursday, February 2	Michael Ferreira (Decorative Finishes)	Reassembled Bowls
Thursday, March 2	Rick Rich (Windsor Stool)	Decorative Finishes
Thursday, April 6	Tom Willing (Eggs)	Windsor Stools
Thursday, May 4	Miguel Hernandez (Multi-axis Turning)	Eggs
Thursday, June 1	Lloyd Johnson (Trends in Segmented Turning)	Multi-axis Spindle work
Thursday, July 6	Tania Radda (Cold Bending Wood)	Segmented work
<b>Saturday, August 5</b>	Annual Auction and Picnic	none
Thursday, September 7	Richard Dlugo (Toys)	Winged Bowls
Thursday, October 5	TBD	Carved or Textured Pieces
Thursday, November 2	<b>Elections</b>	TBD
Thursday, December 7	<b>No Meeting</b>	<b>Happy Holidays!</b>

**NOTE: Challenge topics were changed in February to better align with the demonstration topics.**

## 2017 NATIONAL & REGIONAL SYMPOSIA and EVENTS

**January 7, 2017**

**Family First: Woodturning Workshop with Charles Farrar**  
Charlotte, NC

**January 9 – March 3, 2017**

**Eight-week Turning Intensive at Center for Furniture Craftsmanship**  
Rockport, ME

**January 20 – February 19, 2017**

**Wood Works: A Regional Exhibition**  
Watkinsville, GA

**January 21 – April 16, 2017**

**Bartram's Boxes Remix at Fuller Craft Museum**  
Brockton, MA

**January 27-28, 2017**

**Tennessee Association of Woodturners Woodturning Symposium**  
Nashville, TN

**March 4-30, 2017**

**Big Island Woodturners Invitational 19th Annual Exhibit**  
Hilo, HI

**March 10-12, 2017**

**Southern States Woodturning Symposium**  
Cartersville, Georgia

**March 17-19, 2017**

**2017 Oregon Woodturning Symposium**  
Albany, OR

**April 1-2, 2017**

**Totally Turning 2017**  
Saratoga Springs, NY

**April 8, 2017**

**Terry Martin & Zina Manesa-Burloiu Demo, Pop-Up Show and Lecture**  
Brockton, MA

**May 20-22, 2017**

**David Ellsworth at Badger Woodturners**  
Monticello, WI

**June 22-25, 2017**

**2017 AAW Symposium**  
**6/22/2017 » 6/25/2017**  
**Kansas City, MO**



## LOCAL WOODWORKING STORE FREE DEMOS

*Please visit the store websites to verify the information presented below.*

Date	Demo	Location	Time
02/25	Wood Finishing with HVLP Systems	Rockler, Beaverton	11:00 AM
02/25	Leigh D4R Pro Dovetail Jig	Woodcraft, Tigard	1:00 PM – 2:00 PM
02/25	Woodcuts of Wildlife by Debby Neely	Woodcrafters, Portland	10:00 AM – 3:00 PM
03/04	Panel Door Construction using Rail & Stile Bit Set	Rockler, Beaverton	11:00 AM
03/04	Resawing Wood	Woodcraft, Tigard	1:00 PM – 2:00 PM
03/04	Woodburning by Mercedes McCreight	Woodcrafters, Portland	10:00 AM – 3:00 PM
03/11	CNC and Laser Engraving	Rockler, Beaverton	11:00 AM
03/11	The Hand Plane	Woodcraft, Tigard	1:00 PM – 2:00 PM
03/11	Woodcarving by Jim Tharp	Woodcrafters, Portland	10:00 AM – 3:00 PM
03/18	Tablesaw Techniques -- Sawstop	Rockler, Beaverton	11:00 AM
03/18	CNC Router	Woodcraft, Tigard	1:00 PM – 2:00 PM
03/18	Woodburning by Shirley Malar	Woodcrafters, Portland	10:00 AM – 3:00 PM
03/25	Sorby & Rockler Woodturning Tools	Rockler, Beaverton	11:00 AM
03/25	Router Basics	Woodcraft, Tigard	1:00 PM – 2:00 PM
03/25	Woodturning by Fred Kline	Woodcrafters, Portland	10:00 AM – 3:00 PM

Many other fine classes and demos are available from these local stores:

Rockler, Beaverton, 503-672-7266, <http://www.rockler.com/retail/stores/or/portland-store>

Woodcraft, Tigard, 503-684-1428, <http://www.woodcraft.com/stores/store.aspx?id=312>

Woodcrafters, Portland, 503-231-0226, <http://www.woodcrafters.us/>



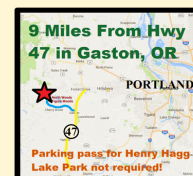

## NORTH WOODS SPRING 2017 OPEN HOUSE & WAREHOUSE SALE

SATURDAY, MARCH 11th, 9 - 5 pm

**Come see world-class figured wood  
and meet local woodworkers in a  
beautiful forest setting!**



- Wood Turning Demo by Mike Meridith
- Chocolate Tasting by The Bard's Confectionary
- Art Studio Tour by Susan Curington



56752 SW Sain Creek Rd. • Gaston, OR 97119 • (800) 556-3106 • [nwfiguredwoods.com](http://nwfiguredwoods.com)

**FOR SALE BULLETIN BOARD**

# For Sale

**NOVA DVR Lathe with Vacuum Chucking System, Cabinet, Extras - \$1,750****Contact: Roger Crooks at 503-616-0923 or [nwwt.rogercrooks@comcast.net](mailto:nwwt.rogercrooks@comcast.net)**

I am upgrading to a bigger lathe. This is a perfect system for the vast majority of turners. Plenty of power with a 1.75 hp direct drive motor (no belts & pulleys), and Nova's unique intelligent ADAPTIVE CONTROL™ software that works to produce optimum turning conditions for specific projects. The whole system fits in a small, 2' x 4' space.

**Specs** (see full specs at <http://www.teknatool.com/product/nova-dvr-xp-lathe/>):

- Bowl turning capacity: 16"
- Between centers: 24"
- HP: 1.75 HP (115V)
- Speed range: 100 – 3500 continuously variable speed
- Spindle Thread: 1-1/4" x 8TPI
- Swivel head: 360-degree swivel and locks at any position, plus detent locating positions at 0, 22, 45 and 90 degrees. High accuracy and easy swivel
- Net Weight: 181lbs
- Indexing: 24 divisions
- DVR XP motor & controller
- 3" faceplate
- 12" tool rest
- 2MT live center
- 2MT spur center
- Custom hand wheel

**Extras (included in price):**

- Vacuum chucking system w/Gast vacuum pump, Oneway Rotary Vacuum Adaptor, vacuum gauge, relief valve, and On/Off switch. Controls positioned under the headstock for easy access-- Value \$300+
- Three tool rests – Robust 6", Nova 12", Robust 16" curved rest -- Value \$150
- Powerful Halogen lamp – Value \$60
- Dust Catcher hood
- Cabinet stand with internal storage and tool racks within easy reach while turn-



**FOR SALE BULLETIN BOARD (continued)**

# For Sale

## Ornamental Lathe – \$500

**Contact Larry Miller at 360-412-1583 or [sawdusterlarry@hotmail.com](mailto:sawdusterlarry@hotmail.com)  
if you're interested or would like to see it in person.**

One of the Woodturners of Olympia members, Larry Hauch, recently passed away and willed an ornamental lathe to their club. Their Board has decided to sell it with the profits benefiting the club.

Ornamental turning, for those not familiar with it, produces beautiful and intricate designs in wood. The lathe being offered is also known as an MDF Rose Engine, which uses rosettes and cutters to make the intricate patterns. More information can be found on the recognized US Ornamental expert, Jon Magill, web site: <http://www.rogueturner.com/root/Home.html>.

The lathe includes the following components:

- MDF Rose engine base
- Two rosettes
- Trim router and speed control
- Quick change tool post
- Storage base with wheels
- Multiple carving/cutting bits

## OUR BUSINESS PARTNERS

We encourage our Northwest Woodturners members to visit these business partners to find the many great products they carry and to stock up on the necessary items for your wood turning needs.

Be sure to remind the sales clerk that you are a member of Northwest Woodturners! Our business partners provide NWWT with generous gifts based on member purchases.




**NORTH WOODS**  
FIGURED WOOD

Burl • Turning blanks  
Slabs • Lumber

**FREE SHIPPING**  
OVER \$99

US retail orders only  
use  
**FREE SHIP 99**  
coupon code at checkout

[www.nwfiguredwoods.com](http://www.nwfiguredwoods.com)  
(800) 556-3106



*Doctor's*  
*Woodshop* LLC

**Woodturning Finishes**  
**doctorswoodshop.com**

**WOODCRAFT®**  
**Helping You Make Wood Work®**

### Hours

Sunday 9am-5pm • Monday 9am-7pm • Tuesday 9am-7pm  
Wednesday 9am-7pm • Thursday 9am-9pm • Friday 9am-7pm  
Saturday 9am-6pm

Independently Owned  
& Operated Franchise  
12020 SW Main Street  
Tigard, OR 97223

Phone: (503) 684-1428  
Toll Free: (866) 684-1428  
Fax: (888) 312-9663  
[woodcraft312@woodcraftportland.com](mailto:woodcraft312@woodcraftportland.com)



Create with Confidence™

**10% off non-sale items for club members**  
(excludes power tools, Leigh and Porter-Cable dovetail jigs, CNC Shark)

11773 SW Beaverton-Hillsdale Hwy, Beaverton, OR 97005  
(503)672-7266 [store17@rockler.com](mailto:store17@rockler.com)

Delta, JET, and Powermatic lathes, turning tools, turning stock,  
turning kits, abrasives, finishes, plus a whole lot more!

## THANK OUR BUSINESS PARTNERS

Here's a suggestion: When you get home from purchasing a treasured item from one of our business partners who gave you a discount because you are a member of NWWT, take a moment and contact them via their web site or an e-mail and thank them for supporting NWWT.

**EDITOR'S NOTES**

All Newsletters can be accessed from the NWWT website [www.northwestwoodturners.com](http://www.northwestwoodturners.com). If you do not have internet access, provide me with your mailing address and newsletters will be sent via USPS.

If you do not receive a courtesy email from me by the beginning of the month indicating that a new newsletter is available on line, please send me your current email address.

**Submissions to the newsletter are due by the last Thursday of the month.** Articles, tips, web links, classified ads, or other woodturning-related items are welcome.

Jim Schoeffel  
503-591-9066  
jschoeffel@aol.com

For other business inquiries contact Northwest Woodturners at:  
Northwest Woodturners, P.O Box 1157, Lake Oswego, OR 97035

*Membership has benefits! Show your NWWT Membership Card to receive a discount off your purchase at Gilmer Wood, Rockler, Woodcraft, Woodcrafters, North Woods, and Crosscut Hardwoods.*



Northwest  
Woodturners  
P.O. Box 1157  
Lake Oswego OR 97035