

Northwest Woodturners



A Chapter of The American Association of Woodturners

Volume 21, Issue 9

The woodturners' local resource

September 2016

PRESIDENT'S MESSAGE


First and foremost, a big thanks to all those who turned out for the Northwest Woodturners auction. Thank you to the Williams family for letting us use their backyard again. Thanks to all the donors and a special thanks to all the buyers. A little bump to the budget pushes us on into next year with great expectations.

I imagine most of you realize that Frogwood was going on last week. I'd never been out to visit the process. It's quite an undertaking. Tom Willing deserves a great deal of credit for herding those frogs and helping the creativity flow. I visited the site on Wednesday and went to the auction on Saturday. It's amazing the change that came over those pieces that I saw in various states of completion. Different materials, different approaches, and somewhat curious combinations of things produced a number of outstanding pieces both in terms of execution and quality. Good job to all the frog folk.

I'm off to Texas this week. Waco in August, what was I thinking. Well, everything is air-conditioned and SWAT (Southwest Association of Turners) is one of the best shows in woodworking. I'm amazed they get this much work done every year, although they've done it for so long I think it's sort of a reflex by now. The demonstrator schedule is always outstanding and I look forward to seeing a number of friends I've made there, as well as eating at this very good, if very curious, sushi restaurant right across from the convention center. If you haven't been to SWAT, it's something you should think about putting on your schedule. It's the best of the regional symposia and a close second behind the AAW symposium. I very freely admit that the Oregon Woodturning Symposium was inspired by SWAT. We aren't there yet but were gaining on them.

This month, our demonstrator is Tom Hasting. Some of the old-timers will remember Tom as a member of Northwest Woodturners before he moved to Newport to open Hasting Coastal Woodworks (www.hastingcoastalwoodworks.com). Tom is an outstanding all-around turner, but I have always envied his skill in making natural edge bowls and vessels. He will share his knowledge and experience turning natural edge bowls with us. I'll see you all September 1.

— Mike



CLUB INFO

Northwest Woodturners

www.northwestwoodturners.com

Meetings are held at 7:00PM on the 1st Thursday of each month at The Multnomah Arts Center 7688 SW Capitol Hwy, Portland, OR 97219

President

Mike Meredith
mmeredith23@comcast.net
503-522-0531

Vice President

Bill Giffin

Secretary

Jim Schoeffel

Treasurer

Roger Crooks

Directors

Barbara Hall
Richard Hall

Librarians

Denvy Larson &
Lynne Hemmert

Raffle

Tom Willing

Company Store

Mike Porter &
Roger Crooks

Newsletter Editor

Jim Schoeffel
jschoeffel@aol.com
503-591-9066

NWWT Web Site

Barbara Hall

SEPTEMBER PROGRAM – TOM HASTING – Natural Edge Projects


Tom will talk about various ways to use a natural edge in your turnings. He will discuss different projects that can use the natural edge, and then will turn a natural edge bowl.

Tom is the owner and woodturner-in-chief at Hasting Coastal Woodworks, a gallery and studio in Newport, Oregon. He has been working with wood all his life. His Dad had a cabinet shop, and he became addicted to turning in about 2004. He enjoys making one of a kind pieces, especially vases, but also does a lot of old chair spindle repair work. For more information, about Tom and Hating Coastal Woodworks visit www.hastingcoastalwoodworks.com.



JULY SHARPENING CLASS REPORT by Roger Crooks

Our second sharpening class had seven students. It was held July 16 in the new and nicely retrofitted Cottage 5 at the MAC. Mike Meredith gave a history of tool steels and a tutorial and on the advantages and disadvantages of each type. China HSS Steel is something to stay away from, although some tools made in China are made with US or English steel and they are good. If unsure, ask a knowledgeable salesperson, but plan on paying a few more dollars and buy a brand name tool. Not only will you enjoy it more and turning in general, a cheap tool can be dangerous. If you have a few cheap tools, use them to practice your sharpening skills – grind them down to a stub. From tool steels we went on to tool design, including negative rake scrapers and how to turn a normal scraper into a negative rake one. More time was spent on gouges – different styles of flutes and bowl vs. spindle gouges.



Sharpening jigs were covered next, and Mike had about every type of jig known to mankind. We had four grinders with both standard stones and CBN wheels so students could try out both. Since the Wolverine jig is the most commonly used jig, students used it to start sharpening their gouges. We saw all types of tools: some very old Sears tools, many with unknown steel, and some with good steel but needing a lot of work. Mike helped fix sharpening mistakes, turn normal scrapers to negative rake, and reminded everyone to grind back the heels of their gouges to avoid burn marks on the wood. I think everyone left with their tools sharp and with the knowledge to keep them that way. A DVD of the tutorial section was included in the class fees – contact me if you have not received yours yet.

AUGUST AUCTION REPORT by Roger Crooks

Thanks to all of you for attending this year's BBQ and auction and making it another GREAT one in a long tradition of GREAT NWWT auctions! Some statistics:

- 26 potential bidders
- 22 people bought something
- 95 auctions
- Average bid was \$27
- Two highest item bids were \$260 and \$200
- Minimum bid was \$2

Special thanks to David Williams for again hosting the event at his house - can't get a much nicer venue. Thanks to Mike Meredith for manning the grill and providing the hot dogs and hamburgers, and, thanks to everyone else who brought dishes to share. And thanks to auctioneer David Coulsen who did a great job again this year stimulating the bidding and making it fun.

It would not be an auction without things to auction; so we offer our special thanks to the following (apologies to anyone I missed):

- Dale Larson and Steve Newberry for their turned pieces which claimed the highest bids
- Other finished pieces provided by David Williams, Bill Griffin, and others that I'm forgetting
- Doctor's Woodshop's finishing products and bottle stopper blanks
- Bruce Jackson for some travel mug kits and blanks
- Tim Small provided a ton of various woods, as he has for past auctions and as he does for our monthly raffles – that's what we all came for
- Joe Jedrychowski for the air compressor and heater
- Serious Tools for the many large bowl blanks
- Woodcraft and Rockler for turning tools
- NW Figured Woods for beautiful blanks – even their non-figured wood is great
- And finally a big "Thank You" to everyone who brought in wood.

I hope everyone who wanted one picked up a tax form for your donations. If not, let me know. As always, we appreciate any feedback, good or bad on the event. If you have ideas on how to improve this event or have other ideas for an annual fund raiser, please let us know.



AUGUST AUCTION (CONTINUED)





AUGUST CHALLENGE & SHOW-n-TELL — NONE, AUCTION INSTEAD

GRAEME PRIDDLE AND MELISSA ENGLER AUGUST CLASS & DEMO REPORT by Jim Schoeffel

I attended Graeme and Melissa's all-day demo on Saturday, August 13th. It was outstanding, and I came away inspired to venture out of my "woodturning is to produce round or cylindrical things" mindset and into one of "turned wood can be the canvas for, or an element in, a work of art".



The demo was centered on making a sprouting seed pod like the ones shown above right. Graeme turned the tapered pod, added coves along its length and then split it along its axis on the bandsaw. Next, he drew a line around the perimeter to define the wall thickness, and removed the bulk of the inside of each half with power carving tools. He then chip-carved those surfaces to produce a pleasing texture. Although most of the interior will be hidden by the seed sprout, Graeme typically chip-carves the entire surface as practice to improve his carving skills. While not done during the demo, the edges of each half would then be sanded flat, and possibly embellished in some way, to complete the fabrication process.



Using these halves and a finished sprout from another pod as guides, Melissa drew the rough form for the slightly curved sprout on a piece of straight-grain wood, and rough cut it to shape on the band-saw. Its shape was refined using carving tools so that it fit into the pod halves in the desired way. Once fit was good, screws were driven through each pod half from the back into the sprout to hold it all together.



The pod was then disassembled so various surface embellishments could be applied, such as texturing, torching, and coloring.

Graeme and Melissa spent the remainder of the demo sharing some of the many surface embellishment techniques they use to create their beautiful works of art. In addition to carving, texturing and wood-burning most of are familiar with, they use many materials and techniques to add color to their work. Color is often applied in layers and various techniques (e.g., wiping while wet, sanding after drying, rapid drying to cause bubbles) are used to reveal the layers. Sometimes, multiple colors are applied in one layer and blended together at the transition from one to the next via wiping or brushing.



GRAEME PRIDDLE AND MELISSA ENGLER CLASS & DEMO (CONTINUED)

Some of their embellishing “tools of the trade” are shown in the photos below. These include acrylic artists paints, boot black (Kiwi, of course), milk paint, gel mediums (for texturing), painting brushes, tooth brushes, fine wire burnishing brushes, cloth rags, power carving tools and burrs, and wood burning pens and tips (many hand-made).



Although I was unable to attend the class on Friday, based on the project pieces produced by those who did attend (see photo below), the class was outstanding as well.



To learn more about Graeme and Melissa, visit their web sites at www.graemepride.com and www.melissaengler.com.

PORT TOWNSEND SCHOOL *of* WOODWORKING FALL 2016 CLASSES



HAND TOOL SERIES

HAND TOOL HEAVEN

SEPTEMBER 12-16

HAND SAW ESSENTIALS

OCTOBER 1-2

HAND PLANE ESSENTIALS

OCTOBER 8-9

HAND CUT DOVETAILS

OCTOBER 15-16

HAND CUT MORTISE & TENONS

OCTOBER 22-23

HAND APPLIED FINISHES

MICHAEL DRESDNER

OCTOBER 29-30

WOODTURNING SERIES

FOUNDATIONS OF WOODTURNING

BONNIE KLEIN

SEPTEMBER 19-23

GREEN WOODTURNING: BOXES & BOWLS

TOM HENSCHIED

SEPTEMBER 26-30

TURNING HALFMOON VESSELS

STEPHEN HATCHER

OCTOBER 3-7

WWW.PTWOODSCHOOL.ORG | INFO@PTWOODSCHOOL.ORG



200 BATTERY WAY, PORT TOWNSEND, WA 98368 | 360.344.4455

NORTHWEST WOODTURNERS MEETING SCHEDULE AND PROGRAMS

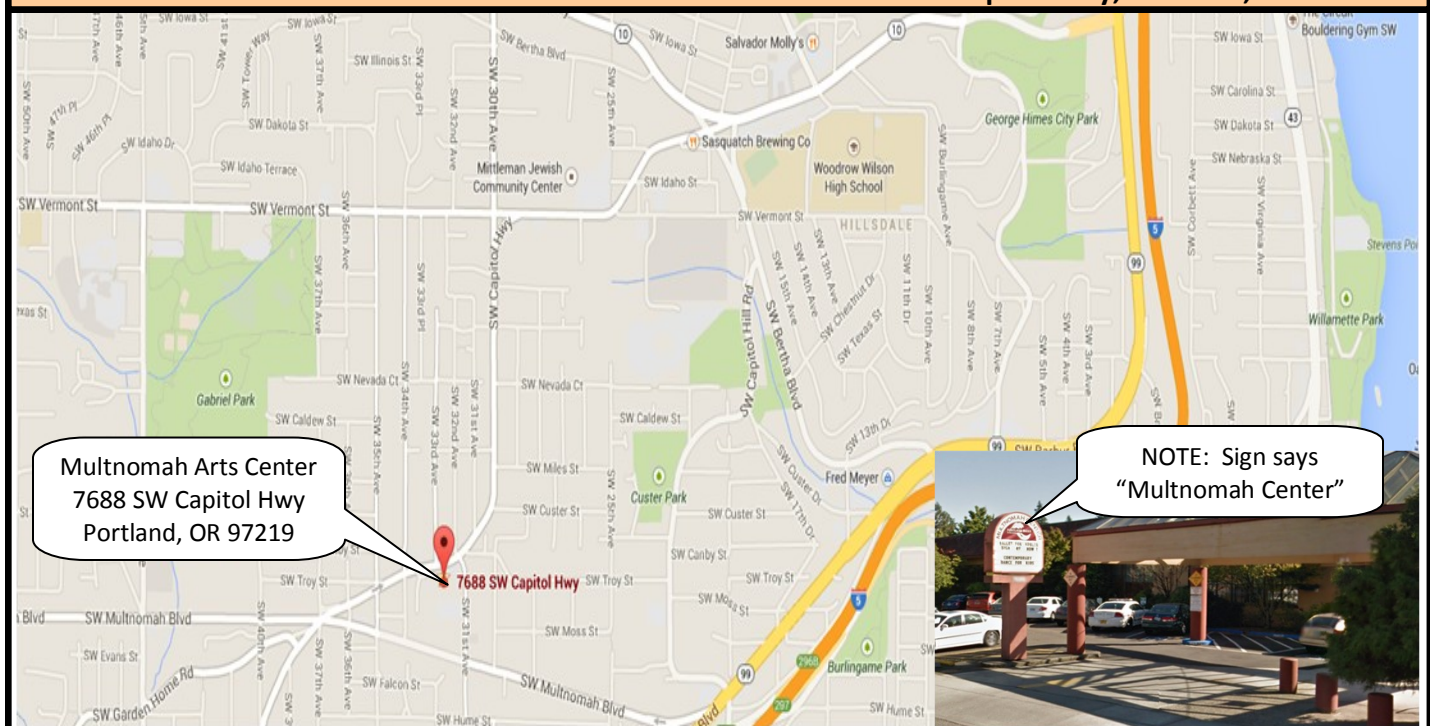
1st Thursday at 7:00 PM

The Multnomah Arts Center, 7688 SW Capitol Hwy, Portland, OR 97219

2016	Program	Challenge
Thursday, January 7	Annual Tool Swap Meet	none
Thursday, February 4	Dale Larson (From Tree to Bowl)	(postponed to March)
Thursday, March 3	Station demo night	Segmented Pieces and Multi-Axis Pieces
Thursday, April 7	Terry Gerros (Spirals)	Eggs
Thursday, May 5	Steve Newberry (Ladles)	Two-of-a-Kind (Matching Pieces)
Thursday, June 2	Phil Lapp (Hollowing Systems & Trent Bosch Visualizer System)	Hollow Forms
Thursday, July 7	Carl Jacobson (Three-piece Boxes)	Reassembled Bowls
Saturday, August 6	Annual Auction and Picnic	none
Thursday, September 1	Tom Hasting (Natural Edge Projects)	Winged Bowls
Thursday, October 6	Reed Gray (Three Skills for Turning)	Carved or Textured Pieces
Thursday, November 3	Elections (No Show-n-Tell)	None (Elections)
Thursday, December 1	No Meeting	Happy Holidays

MAP TO THE MULTNOMAH ARTS CENTER

7688 SW Capitol Hwy, Portland, OR 97219



Other Woodturner Clubs 2016 Meetings and Programs

Please visit the individual club websites to verify the information presented below.

Cascade Woodturners (Portland, OR) (www.cascadewoodturners.com)

3rd Thursday, 6:45 PM at the Willamette Carpenters Training Center,
4222 NE 158th Ave., Portland, OR 97230

August 25: Howard Borer and Dale Larson (Coring) [NOTE DATE CHANGE]

September 22: Tom Wirsing (Platters, Steels and Sharpening) [NOTE SPECIAL DATE]

October 20: Auction

Willamette Valley Woodturners (Salem, OR) (www.willamettevalleywoodturners.com)

2nd Thursday, 6:30 PM at the Salem Center 50+, 2615 Portland Rd, NE Salem, OR 97303

September 8: Terry Gerros (Twist Work)

October 13: TBA

Beaver State Woodturners (Eugene, OR) (www.beaverstatewoodturners.com)

4th Thursday, 6:00 PM at the Woodcraft Store, 1052 Green Acres Rd, Eugene, OR 97408

August 25: Robert Fleck (Pyrography)

September 22: Kathleen Duncan (Piercing)

October 27: Larry Karlen (Threading)

Southwest Washington Woodturners (Vancouver, WA) (www.southwestwashingtonwoodturners.com)

4th Wednesday, 7:00 PM at The Friends of the Carpenter's Center, 1600 West 20th St, Vancouver, WA

September 28: TBA

October 26: TBA

Woodturners of Olympia (Olympia, WA) (www.woodturnersofolympia.org)

4th Thursday, 6:30 PM at the Thurston County Fairgrounds, Carpenter Road SE, Lacey, WA

September 22: TBA

October 27 TBA

NWWT Elections in November

Election of NWWT officers and board members will be held at our November meeting, and it's not too soon to start thinking about how you might contribute to the running and operation of NWWT. If you have questions about officer or board member responsibilities, or want to throw your hat in the ring, contact one of the current officers. We need your active participation!

2016 NATIONAL & REGIONAL SYMPOSIA

SWATurners 25th Anniversary Symposium

August 26-28, 2016

Waco, TX

17th Rocky Mountain Woodturning Symposium

September 16-18, 2016

Loveland, CO

Mid-Atlantic Woodturners Association

September 24-25

Lancaster, PA

5th Segmenting Symposium

October 27-30, 2016

Quincy, MA



5th Segmenting Symposium

October 27 - 30, 2016
Quincy, Massachusetts
14 World Class Demonstrators

Malcolm Tibbetts	John Beaver	Jerry Bennett
Bob Benke	Bruce Berger	Andy Chen
Robin Costelle	Ray Feltz	Tom Lohman
Mike McMillan	Wayne Miller	Al Miotke
Jim Rogers		Gary Woods



42 Rotations
Instant Gallery
Panel Discussions

Vendor Area
Banquet & Awards
Spouse Activities

Full Brochure and Registration Can Be Found At
www.segmentedwoodturners.org








Virginia Woodturners (10 Clubs)

November 5-6, 2016

Fishersville, VA

2017 NATIONAL & REGIONAL SYMPOSIA

Oregon Woodturning Symposium

March 17-19, 2017

Albany, OR

2016 LOCAL EVENTS

19th Annual Art in the Pearl

September 3-5, 2016

North Parks Blocks, Portland, Oregon

LOCAL WOODWORKING STORE SEPTEMBER 2016 FREE DEMOS

Date	Demo	Location	Time
09/03	Power Tool Selection – Sanding	Rockler, Beaverton	11:00 AM
09/03	Bandsaw Basics	Woodcraft, Tigard	1:00 PM – 2:00 PM
09/03	Wildlife and Walking Stick Carving by Sharon and Ramos Reynosa	Woodcrafters, Portland	10:00 AM – 3:00 PM
09/10	CNC CarveWright System	Rockler, Beaverton	11:00 AM
09/10	Pen Turning	Woodcraft, Tigard	1:00 PM – 2:00 PM
09/10	Wood Burning and Wood Sculpture by Mercedes McCreight	Woodcrafters, Portland	10:00 AM – 3:00 PM
09/17	Wood Turning	Rockler, Beaverton	11:00 AM
09/17	Using the Fein MultiMaster	Woodcraft, Tigard	1:00 PM – 2:00 PM
09/17	OPEN	Woodcrafters, Portland	10:00 AM – 3:00 PM
09/24	Custom Knife Making	Rockler, Beaverton	11:00 AM
09/24	Scroll Saw	Woodcraft, Tigard	1:00 PM – 2:00 PM
09/24	Wood Burning by Shirley Malar	Woodcrafters, Portland	10:00 AM – 3:00 PM

Many other fine classes and demos are available from these local stores:

Rockler, Beaverton, 503-672-7266, <http://www.rockler.com/retail/stores/or/portland-store>

Woodcraft, Tigard, 503-684-1428, <http://www.woodcraft.com/stores/store.aspx?id=312>

Woodcrafters, Portland, 503-231-0226, <http://www.woodcrafters.us/>

NWWT Company Store — Feb 2016 Price List

<u>CA Glue</u> Very Thin 2 oz \$6.00 Medium 2 oz \$6.00 Black Medium 1 oz \$6.00 Thick 2 oz \$6.00 Gel 2 oz \$6.00 Micro Tips pkg 10 \$3.00 Accelerator 8 oz \$10.00	<u>Abranet</u> <u>Abranet 3" Sanding Disks</u> Grits = 80, 120, 180, 240, 320, 400, 600 \$5.00 per pack of 7 discs <u>Abranet 2 ¾" x 8" Sanding Sheets</u> Grits = 80, 120, 180, 240, 320, 400 \$6.00 per pack of 6 sheets
<u>DVDs</u> \$3.00 each, \$5.00 mailed	<u>Klingspore 2" & 3" Scalloped Discs</u> Grits = 80, 120, 180, 220, 320, 400 KLINGSPOR aluminum oxide stearate C-Weight Paper, non-loading 2" Discs: \$3.00 for pack of 10 3" Discs: \$4.00 for pack of 10
<u>G2 Gel Pens</u> <i>Excellent for signing wood – does not smear or fade (apply to unfinished wood and let ink dry).</i> \$1.00 each	
<u>Anchor Seal</u> 1 Gallon = \$15.0	
<u>NWWT Patches</u> \$3.00 each 2 for \$5.00 5 for \$10.0	<u>Mirka Goldflex Soft Abrasive Pads</u> <i>The foam base is 'grip friendly' and the special stearate coating prevents clogging. Suitable for wet & dry sanding.</i> Grits = 150, 240, 320, 400, 600 50 Cents each, 3 for \$1.00 \$5.00 for 3 of each Grit (15 total)
	<u>Stop-Loss Bags</u> <i>A way to store finishing liquids to keep them from going bad.</i> \$4.00 each, 3 for \$10.00

OUR BUSINESS PARTNERS

We encourage our Northwest Woodturners members to visit these business partners to find the many great products they carry and to stock up on the necessary items for your wood turning needs.

Be sure to remind the sales clerk that you are a member of Northwest Woodturners! Our business partners provide NWWT with generous gifts based on member purchases.




Burl • Turning blanks
Slabs • Lumber

FREE SHIPPING
OVER \$99

US retail orders only
use
FREE SHIP 99
coupon code at checkout

www.nwfiguredwoods.com
(800) 556-3106

SAVE THE DATE!
OPEN HOUSE &
WAREHOUSE SALE
October 15-16, 2016



**Doctor's
Woodshop LLC**

Woodturning Finishes
doctorswoodshop.com



ROCKLER®
WOODWORKING AND HARDWARE

Create with Confidence™

10% off non-sale items for club members
(excludes power tools, Leigh and Porter-Cable dovetail jigs, CNC Shark)

11773 SW Beaverton-Hillsdale Hwy, Beaverton, OR 97005
(503)672-7266 store17@rockler.com

Delta, JET, and Powermatic lathes, turning tools, turning stock,
turning kits, abrasives, finishes, plus a whole lot more!

WOODCRAFT®
Helping You Make Wood Work®

Hours

Sunday 9am-5pm • Monday 9am-7pm • Tuesday 9am-7pm
Wednesday 9am-7pm • Thursday 9am-9pm • Friday 9am-7pm
Saturday 9am-6pm

Independently Owned
& Operated Franchise
12020 SW Main Street
Tigard, OR 97223

Phone: (503) 684-1428
Toll Free: (866) 684-1428
Fax: (888) 312-9663
woodcraft312@woodcraftportland.com

THANK OUR BUSINESS PARTNERS

Here's a suggestion: When you get home from purchasing a treasured item from one of our business partners who gave you a discount because you are a member of NWWT, take a moment and contact them via their web site or an e-mail and thank them for supporting NWWT.

THIS PAGE INTENTIONALLY BLANK

EDITOR'S NOTES

All Newsletters can be accessed from the NWWT website www.northwestwoodturners.com. If you do not have internet access, provide me with your mailing address and newsletters will be sent via USPS.

If you do not receive a courtesy email from me by the beginning of the month indicating that a new newsletter is available on line, please send me your current email address.

Submissions to the newsletter are due by the last Thursday of the month. Articles, tips, web links, classified ads, or other woodturning-related items are welcome.

Jim Schoeffel
503-591-9066
jschoeffel@aol.com

For other business inquiries contact Northwest Woodturners at:
Northwest Woodturners, P.O Box 1157, Lake Oswego, OR 97035

Membership has benefits! Show your NWWT Membership Card to receive a discount off your purchase at Gilmer Wood, Rockler, Woodcraft, Woodcrafters, North Woods, and Crosscut Hardwoods.



Northwest
Woodturners
P.O. Box 1157
Lake Oswego OR 97035