

# Northwest Woodturners





A Chapter of The American Association of Woodturners

Volume 21, Issue 11 The woodturners' local resource

November 2016

## PRESIDENT'S MESSAGE

I can't go very far away without finding interesting wood. In Porto, Portugal, I found these sycamore trees in a park. The only explanation for the shape that I've been able to find is that when they do French pruning (cut off all the branches) the large root system pushes liquid up through the tree trunk with nowhere to go, expanding the cambium layer and leading to this misshapen trunk. I removed a small bit of bark and it certainly looked burly to me.



It's November again, another year almost gone. By all measurements, this has been a good year. The email that Roger sent out last week outlines some of the accomplishments of Northwest Woodturners over the last couple of years. We have come a long way toward restoring the club to former levels of membership, activity and participation. Those advances have been accomplished through the dedicated actions of the membership. All contributions, large and small, add up to our pattern of growth. There is no point beating the drum louder. We all know the importance of participation by the membership and the November elections are a chance to express that understanding. A broader base of participation pushes us forward. There is more work to be done and we need to find the people to do it.

Before I forget again, the AAW has announced a contest to design the logo for the 2018 AAW symposium to be held here in Portland. You may recall that the logo for the 2007 Portland symposium was designed by Kathleen Duncan. So, get out your sketchpads and get to work on that new logo. Somebody, somewhere has the next logo idea. See if maybe it isn't you.

*[Editor's note: Details of the contest and copies of the Portland 2007 logo and the 2017 Kansas City symposium logo for inspiration or to compromise your creativity will be provided at a later date.]* (continued on next page)

## CLUB INFO

### Northwest Woodturners

[www.northwestwoodturners.com](http://www.northwestwoodturners.com)

Meetings are held at 7:00PM on the 1st Thursday of each month at The Multnomah Arts Center 7688 SW Capitol Hwy, Portland, OR 97219

### President

Mike Meredith  
mmeredith23@comcast.net  
503-522-0531

### Vice President

Bill Giffin

### Secretary

Jim Schoeffel

### Treasurer

Roger Crooks

### Directors

Barbara Hall  
Richard Hall

### Librarians

Denvy Larson &  
Lynne Hemmert

### Raffle

Tom Willing

### Company Store

Mike Porter &  
Roger Crooks

### Newsletter Editor

Jim Schoeffel  
jschoeffel@aol.com  
503-591-9066

### NWWT Web Site

Barbara Hall

**PRESIDENT'S MESSAGE (continued)**

Sometimes we look too high up and too far away to find things of value. One of our most powerful assets often goes overlooked. Northwest Woodturners, as well as Cascade Woodturners, Southwest Washington Woodturners and Willamette Valley Woodturners, has a treasure trove of skill. We have seen outstanding demonstrations from our own Phil Lapp, Steve Newberry, Bill Giffin, David Williams and many others. Outside demonstrators are of great value and significant interest, but sometimes we need to look closer to home to provide a significant segment of our expertise.

This month we add Tom Willing to the list. We all recognize Tom as an outstanding turner – bowls, platters, spheres, just about anything you can make on the lathe. This month Tom will do a presentation on jam and cup chucks, those sometimes trying tools that are often essential to the success of a project, and more often than not, tricky to produce.

So, November will be a big month for the club. Elections, chucks, and Scott Trumbo from Serious Toolworks to give as an update on their latest projects. I will see all of you on November 3.

— Mike

**NWWT – WHERE WE ARE by Roger Crooks**

NWWT has come a long way in the last few years. Here are just a few of the high points:

- We have a great home at the MAC Center.
- We have started classes (although we want to do more in 2017), and we have a classroom in cottage 5 at the MAC center.
- Membership is up to 129.
- We had a great year of demonstrators.
- DVDs available for most monthly demos for \$3.
- We have a new website that is kept up-to-date and is easy for us to maintain.
- We have developed a close working relationship with Cascade Woodturners that benefits both clubs.
- Our store does a thriving business and is a bit above break-even.
- Our annual picnic & auction is both fun and profitable.
- We have a fantastic Library and a Newsletter with professional pictures of your work each month – both are great resources for all.
- Our bank account is over \$6,000 for the first time in many years so we can do things in 2017 that we could not do in the past.
- Purchased a new projector and screen this year.
- We had our first estate sale as part of our community service agenda.

These things did not just happen by accident. It has taken a lot of hard work by the current board. If we want to continue to grow and keep up the current successes, **we need new people to step up and help.**

**NWWT 2017 ELECTIONS by Roger Crooks**

At the November meeting we will elect NWWT officers and board members for 2017. **This is a very important meeting – please attend.**

I'm happy to announce that Mike Porter has volunteered to be our VP next year, David Hollister has offered to man the store at meetings, and Bill Herrold will maintain the club's equipment. Mike and David are relatively new members, and new to turning, so **these positions do not depend on your turning skills**. All it takes is a willingness to be involved. Most of the jobs are easy requiring minimal commitments of your time, but what we need are your ideas, help when asked, and your opinions so the club is not run by one or two people.

**Elected Positions**

- **President – Open:** Keep the club running. Good management skills, run the monthly board meetings, make sure everyone is doing what they should be doing. If you have any interest at all, please talk with Mike or Roger.
- **Vice President** – Mike Porter: Line up demonstrators.
- **Secretary – Open:** Easy job – just be a regular attendee at meetings and write up the notes (approximately 15 minutes per month).
- **Treasurer** – Roger Crooks: Count the money, maintain store inventory.
- **Board Members (4 or more)** – Easy job – attend monthly board meetings prior to the regular meetings, and contribute ideas and direction for the running of the club.

**Volunteer Positions**

- **Store Sales** – David Holister – Manage the store during monthly meetings.
- **Equipment Maintenance** – Bill Herrold: Keep the club lathes running and make sure we have the accessories we need.
- **Library** – Lynn Hemmert & Alex McDowell: Man the library during meetings; use budgeted funds to buy DVDs and books.
- **Newsletter** – Jim Schoeffel: Publish the monthly newsletter; take photos of Show-n-Tell and Challenge entries.
- **Monthly Raffle** – Tom Willing (**but open for a replacement**): – Easy job – just be a regular attendee at meetings and sell tickets.
- **Education (new position):** Work with the board to help plan and put on classes. We would like to do one class per quarter next year.
- **Demonstration Coordinator (new position)** – Work with the VP and the demonstrators to be sure we are properly prepared.
- **A/V Backup** – Roger Crooks - Easy job – just know the A/V equipment and provide backup if Roger can't make a meeting.

**NOVEMBER PROGRAMS****TOM WILLING**

NWWT member Tom Willing will discuss how to chuck without a 4-jaw chuck: He will discuss how to make jam chucks and cup chucks, what woods to use and when to use them.

**SCOTT TRUMBO**

Scott Trumbo from Serious Toolworks will be showing his full line of M2 turning tools: gouges, scrapers and handles. Visit <http://serioustoolworks.com/index.php> for more.

**TURNIN' N LEARNIN' — CHAPTER 7 by Mike Porter**

Hi once again fellow "Learnin' Turners". I haven't written in the last few months and no one has called, or written...OK, I'm not giving up. I have had a long gap in making shavings and chips and dust. Summer can do that. HOWEVER, I've been collecting wood and doing it with Jim Schoeffel. I've realized that my appetite for new wood exceeds my ability to store it (well, almost) and time to rough it out into bowl and spindle blanks to dry. You have that problem?

But, back to the learning part...I had watched Reed Gray's YouTube videos for some time and was eager to see him in action last month. I was not disappointed. I bought his Big Ugly tool, made a "sandwich" handle for it as he demonstrates in a video and commenced to use it on some madrone that was just cut down by a neighbor. I love the tool. It is superb for roughing a bowl blank. It will knock off the corners and get it to round quickly and with real authority. The slightly curved edge cuts smoothly. To use it, you hold it flat and anchored to the tool rest. The long handle tucks up under the arm alongside the body. That carbide Tantung cuts right through that green wood beautifully. Angle the tip at about a 45 degree and it does a shear cut for smoothing off the face. It stays sharp, too.

That was the fun part of the learning. The exciting part came when I had two "out of chuck" experiences roughing bowls. A mortise failed on one, split off of the backside and the piece when up into the air, over the top of my bandsaw, hit the floor spinning and found a home in a back corner of my shop. That same morning, after praising the Big Ugly and relating these two experiences to Jim Schoeffel who stopped by, he very tactfully suggested I bring up the tailstock for the initial part of the bowl blank roughing, especially when hollowing out aggressively. DUH! Did that and no more problems. Did about a dozen blanks over a few days' time.

Good turnin' to ya, and remember my request to send me a mail at [tmikeporter@gmail.com](mailto:tmikeporter@gmail.com) if you have a helpful learning experience you'd like to share to the club.



**LIBRARY NEWS**

I have been sitting in the sun and swimming with the turtles, but some of you may have stayed inside, out of the rain to watch turning DVDs. If so, please remember to bring them back to the next club meeting.

— Lynne Hemmert

**OCTOBER PROGRAM – REED GRAY (a.k.a. Robo Hippy) – Three Skills for Turning**

At the October meeting, Reed Gray (a.k.a. Robo Hippy) drove up from Roseburg, OR and presented an informative demo on good turning practices to produce clean, smooth cuts with no catches. He showed how to use his “Big Ugly” scraper in the conventional way to shape a bowl from wet myrtlewood, and then how to use it as a shear scraper to produce a very smooth surface.

The Big Ugly scraper (shown in photo without handles) consists of a rectangular cross section, cold-rolled steel shaft with a Tantung steel plate silver soldered on it at the end. The end of the scraper is not square, but is ground to have a slight curvature. Tantung is a cast steel alloy containing a proprietary mix of cobalt, chromium, tungsten, columbium, and carbon. It exhibits a Rockwell C hardness of 60.0-63.0, a Brinell hardness of 479 at 1200°F, and a transverse rupture strength of  $300 \times 10^3$  psi. It is made by agi VR/Wesson (<http://www.tantung.com/company>). According to Reed, Tantung steel provides a longer-lasting burr than other steels and is easy to sharpen – he uses CBN wheels on his grinders. His grinders are also equipped with Robo Rest grinder platforms that enable reproducible angles to be set easily. Reed’s web site (<http://www.robohippy.net/>) has more information about his tools and accessories as well as a lot of great turning videos.



Some examples of Reed’s work:



## OCTOBER CHALLENGE — CARVED or TEXTURED PIECES

Editor's Note: The Happy Gnome (courtesy of Bruce Jackson) is included in the pictures to give a sense of size. His head (a golf ball) is about 1.7" (43 mm) in diameter and he is about 3.2" (81 mm) tall.

### Challenge Winner : Mike Webb

Textured Edge Bowl  
12" dia. x 2-1/4" H



### Bill Karow

Torched Cherry Vase  
4-1/2" dia. x 5-1/4" H



### Jim Diamond

Carved, Footed Maple Vase  
6" dia. x 5-1/2" H



### Bill Giffin

Pierced & Colored Maple Bowl  
7-1/2" to 7-3/4" dia. x 3-1/4" H



Textured Rim Maple Bowl  
9-1/2" dia. x 4-1/2" H





## OCTOBER SHOW-n-TELL

Editor's Note: The Happy Gnome (courtesy of Bruce Jackson) is included in the pictures to give a sense of size. His head (a golf ball) is about 1.7" (43 mm) in diameter and he is about 3.2" (81 mm) tall.

**Miguel Hernandez**

Chestnut Hollow Form  
with Spalted Elm Finial  
3-1/4" dia. x 4" H plus 5" Finial




**David Williams**

Maple Hollow Form  
with African Blackwood Finial  
2" dia. x 3-1/4" H plus 6" Finial



**John Beechwood**

Spalted Alder Flower Pot  
7-1/2" dia. x 6" H



**OCTOBER SHOW-n-TELL (continued)****Miguel Hernandez**

Elm Hollow Form (one piece)

10" dia. x 3/8" T Flange

6-1/2" dia. x 3-5/8" H Bowl plus 5" Finial

**Roger Crooks**

Pet Urn Hollow Forms

Decorated by Fractal Lichtenberg Figure Wood Burning

Maple with African Blackwood Finial

3" dia. x 3-1/2" H plus 2-1/4" Finial

Sycamore with African Blackwood Finial

5-1/4" dia. x 5-1/2" H plus 3-1/4" Finial

**Roy Ackley**

Laminated Big Leaf Maple & Red Cedar

14-3/4" dia. x 1-3/4" H





## NORTHWEST WOODTURNERS MEETING SCHEDULE AND PROGRAMS

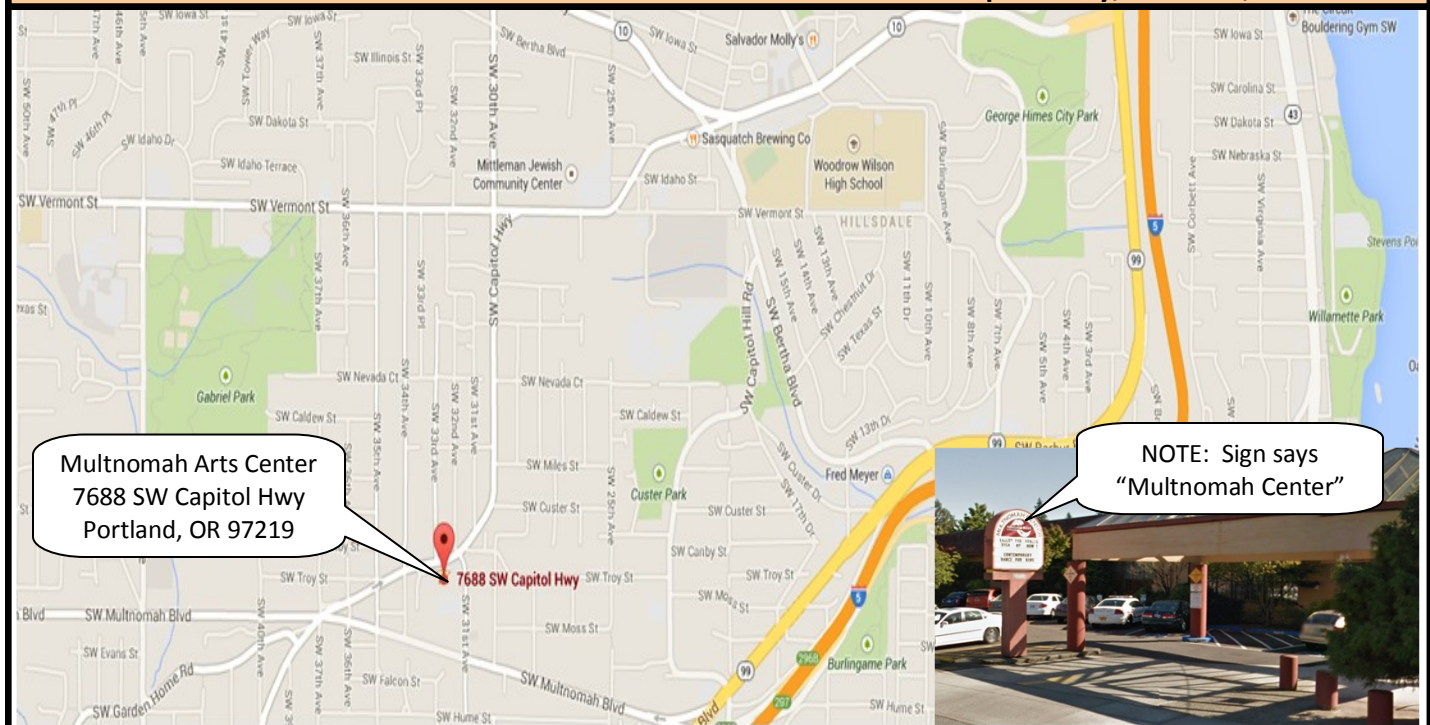
**1<sup>st</sup> Thursday at 7:00 PM**

**The Multnomah Arts Center, 7688 SW Capitol Hwy, Portland, OR 97219**

2016	Program	Challenge
Thursday, February 4	Dale Larson (From Tree to Bowl)	(postponed to March)
Thursday, March 3	Station demo night	Segmented Pieces and Multi-Axis Pieces
Thursday, April 7	Terry Gerros (Spirals)	Eggs
Thursday, May 5	Steve Newberry (Ladles)	Two-of-a-Kind (Matching Pieces)
Thursday, June 2	Phil Lapp (Hollowing Systems & Trent Bosch Visualizer System)	Hollow Forms
Thursday, July 7	Carl Jacobson (Three-piece Boxes)	Reassembled Bowls
<b>Saturday, August 6</b>	Annual Auction and Picnic	none
Thursday, September 1	Tom Hasting (Natural Edge Projects)	Winged Bowls
Thursday, October 6	Reed Gray (Three Skills for Turning)	Carved or Textured Pieces
Thursday, November 3	<b>Elections</b> Tom Willing (Chuckling) Scott Trumbo, Serious Toolworks	None (Elections)
Thursday, December 1	<b>No Meeting</b>	<b>Happy Holidays</b>

### MAP TO THE MULTNOMAH ARTS CENTER

**7688 SW Capitol Hwy, Portland, OR 97219**



## Other Woodturner Clubs 2016 Meetings and Programs

*Please visit the individual club websites to verify the information presented below.*

### **Cascade Woodturners (Portland, OR) ([www.cascadewoodturners.com](http://www.cascadewoodturners.com))**

3rd Thursday, 6:45 PM at the Willamette Carpenters Training Center,  
4222 NE 158th Ave., Portland, OR 97230

November 18: Eric Löfström [NOTE SPECIAL DATE]

November 19: All day demo with Eric Löfström

November 20: All day class with Eric Löfström

December 15: No Meeting

### **Willamette Valley Woodturners (Salem, OR) ([www.willamettevalleywoodturners.com](http://www.willamettevalleywoodturners.com))**

2nd Thursday, 6:30 PM at the Salem Center 50+, 2615 Portland Rd, NE Salem, OR 97303

November 10: Club Auction

December 8: TBA

### **Beaver State Woodturners (Eugene, OR) ([www.beaverstatewoodturners.com](http://www.beaverstatewoodturners.com))**

4th Thursday, 6:00 PM at the Woodcraft Store, 1052 Green Acres Rd, Eugene, OR 97408

November 17: Tom Borener (Christmas Ornaments) [NOTE SPECIAL DATE]

December 15: TBA [NOTE SPECIAL DATE]

### **Southwest Washington Woodturners (Vancouver, WA) ([www.southwestwashingtonwoodturners.com](http://www.southwestwashingtonwoodturners.com))**

4th Wednesday, 7:00 PM at The Friends of the Carpenter's Center, 1600 West 20th St, Vancouver, WA

November 18: Eric Löfström [NOTE SPECIAL DATE and LOCATION: Willamette Carpenters Training Center]

November 19: All day demo with Eric Löfström

November 20: All day class with Eric Löfström

December 28: No Meeting

### **Woodturners of Olympia (Olympia, WA) ([www.woodturnersofolympia.org](http://www.woodturnersofolympia.org))**

4th Thursday, 6:30 PM at the Thurston County Fairgrounds, Carpenter Road SE, Lacey, WA

October 27 Stephen Hatcher ("How do you do that?")

## 2016 NATIONAL & REGIONAL SYMPOSIA

### SWATurners 25<sup>th</sup> Anniversary Symposium

August 26-28, 2016

Waco, TX

### 17<sup>th</sup> Rocky Mountain Woodturning Symposium

September 16-18, 2016

Loveland, CO

### Mid-Atlantic Woodturners Association

September 24-25

Lancaster, PA

### 5<sup>th</sup> Segmenting Symposium

October 27-30, 2016

Quincy, MA



## 5<sup>th</sup> Segmenting Symposium

October 27 - 30, 2016  
Quincy, Massachusetts  
14 World Class Demonstrators

Malcolm Tibbetts	John Beaver	Jerry Bennett
Bob Benke	Bruce Berger	Andy Chen
Robin Costelle	Ray Feltz	Tom Lohman
Mike McMillan	Wayne Miller	Al Miotke
Jim Rogers		Gary Woods






42 Rotations  
Instant Gallery  
Panel Discussions





Vendor Area  
Banquet & Awards  
Spouse Activities

Full Brochure and Registration Can Be Found At  
[www.segmentedwoodturners.org](http://www.segmentedwoodturners.org)

### Virginia Woodturners (10 Clubs)

November 5-6, 2016

Fishersville, VA

## 2017 NATIONAL & REGIONAL SYMPOSIA

### Oregon Woodturning Symposium

March 17-19, 2017

Albany, OR



**2016 LOCAL EVENTS****2016 HOLIDAY BAZAAR AT MOUNTAIN PARK**

**Saturday, November 26th from 10 AM- 5 PM**  
**2 Mt. Jefferson Terrace, Lake Oswego, OR 97035**  
**Open to the Public**

Mountain Park HOA is planning our 2016 Holiday Bazaar and we are looking for all kinds of talented vendors with a wide variety of homemade items to participate. Around 30 spots are available for local vendors. Bazaar applications are available at the Mountain Park Clubhouse or online here: [http://mtparkhoa.com/wp-content/uploads/bsk-pdf-manager/bazaar\\_2016\\_registration\\_326.pdf](http://mtparkhoa.com/wp-content/uploads/bsk-pdf-manager/bazaar_2016_registration_326.pdf). Applications are due by October 1st. For any questions, please email Melissa at [Melissa@mtparkhoa.com](mailto:Melissa@mtparkhoa.com).

**LOCAL WOODWORKING STORE NOVEMBER 2016 FREE DEMOS**

Date	Demo	Location	Time
11/05	Router Table Techniques	Rockler, Beaverton	11:00 AM
11/05	Turning a Pepper Mill	Woodcraft, Tigard	1:00 PM – 2:00 PM
11/05	Carving Spoons, Bowls and Walking Sticks by Jim Tharp	Woodcrafters, Portland	10:00 AM – 3:00 PM
11/12	Steam Bending Techniques	Rockler, Beaverton	11:00 AM
11/12	Turning Ornaments	Woodcraft, Tigard	1:00 PM – 2:00 PM
11/12	Wildlife Woodcuts by Debby Neely	Woodcrafters, Portland	10:00 AM – 3:00 PM
11/19	Mortise & Tenon Joinery Made Simple -- Beadlock	Rockler, Beaverton	11:00 AM
11/19	Dovetail Jigs	Woodcraft, Tigard	1:00 PM – 2:00 PM
11/19	Wood Burning by Shirley Malar	Woodcrafters, Portland	10:00 AM – 3:00 PM
11/26	NO DEMO	Rockler, Beaverton	11:00 AM
11/26	NO DEMO	Woodcraft, Tigard	1:00 PM – 2:00 PM
11/26	Wildlife and Walking Stick Carving by Sharon and Ramos Reynosa	Woodcrafters, Portland	10:00 AM – 3:00 PM

Many other fine classes and demos are available from these local stores:

Rockler, Beaverton, 503-672-7266, <http://www.rockler.com/retail/stores/or/portland-store>

Woodcraft, Tigard, 503-684-1428, <http://www.woodcraft.com/stores/store.aspx?id=312>

Woodcrafters, Portland, 503-231-0226, <http://www.woodcrafters.us/>

## OUR BUSINESS PARTNERS

We encourage our Northwest Woodturners members to visit these business partners to find the many great products they carry and to stock up on the necessary items for your wood turning needs.

Be sure to remind the sales clerk that you are a member of Northwest Woodturners! Our business partners provide NWWT with generous gifts based on member purchases.




**NORTH WOODS**  
FIGURED WOOD

Burl • Turning blanks  
Slabs • Lumber

**FREE SHIPPING**  
OVER \$99

US retail orders only  
use  
**FREE SHIP 99**  
coupon code at checkout

www.nwfiguredwoods.com  
(800) 556-3106



**Doctor's**  
**Woodshop** LLC

**Woodturning Finishes**

**doctorswoodshop.com**

## WOODCRAFT®

Helping You Make Wood Work®

### Hours

Sunday 9am-5pm • Monday 9am-7pm • Tuesday 9am-7pm  
Wednesday 9am-7pm • Thursday 9am-9pm • Friday 9am-7pm  
Saturday 9am-6pm

Independently Owned  
& Operated Franchise  
12020 SW Main Street  
Tigard, OR 97223

Phone: (503) 684-1428  
Toll Free: (866) 684-1428  
Fax: (888) 312-9663  
woodcraft312@woodcraftportland.com



Create with Confidence™

**10% off non-sale items for club members**  
(excludes power tools, Leigh and Porter-Cable dovetail jigs, CNC Shark)

11773 SW Beaverton-Hillsdale Hwy, Beaverton, OR 97005  
(503)672-7266 store17@rockler.com

Delta, JET, and Powermatic lathes, turning tools, turning stock,  
turning kits, abrasives, finishes, plus a whole lot more!

## THANK OUR BUSINESS PARTNERS

Here's a suggestion: When you get home from purchasing a treasured item from one of our business partners who gave you a discount because you are a member of NWWT, take a moment and contact them via their web site or an e-mail and thank them for supporting NWWT.

**EDITOR'S NOTES**

All Newsletters can be accessed from the NWWT website [www.northwestwoodturners.com](http://www.northwestwoodturners.com). If you do not have internet access, provide me with your mailing address and newsletters will be sent via USPS.

If you do not receive a courtesy email from me by the beginning of the month indicating that a new newsletter is available on line, please send me your current email address.

**Submissions to the newsletter are due by the last Thursday of the month.** Articles, tips, web links, classified ads, or other woodturning-related items are welcome.

Jim Schoeffel  
503-591-9066  
jschoeffel@aol.com

For other business inquiries contact Northwest Woodturners at:  
Northwest Woodturners, P.O Box 1157, Lake Oswego, OR 97035

*Membership has benefits! Show your NWWT Membership Card to receive a discount off your purchase at Gilmer Wood, Rockler, Woodcraft, Woodcrafters, North Woods, and Crosscut Hardwoods.*



Northwest  
Woodturners  
P.O. Box 1157  
Lake Oswego OR 97035