

Northwest Woodturners



A Chapter of The American Association of Woodturners

Volume 21, Issue 6

The woodturners' local resource

June 2016

PRESIDENT'S MESSAGE

I spent the first three weeks of May in Europe, the Baltic to be more specific, getting in touch with my Viking roots. I didn't know there was so much smoked fish in the world.

What's the difference between an Englishman and an American? The Englishman thinks 100 miles is a long way, the American thinks 100 years is a long time. Time is considered on a different scale there.

In Norway, I visited an open-air building museum. There were wooden buildings brought from all over Norway to preserve the methods and materials of construction from as far back as 600 years. The location was chosen because there were buildings still in use there that were only 300 years old on their original locations. Apparently, it is common practice there to move buildings from site to site rather than rebuild. I guess that is what happens when you don't have a Home Depot just down the block. Squaring timber with an axe is not child's play.

In one of the work-rooms of the barn was this lathe, estimated to be 300 years old.


The impressive thought is the continuity of use of things; the buildings as well as this lathe. The fly-wheel and treadle

were added after the frame, as were the metal tool rest and live center.

What probably started out as a spring pole lathe had been adapted to make it useful through the intervening 300 years. There were fresh shavings on the floor.

May has flown by too fast. Once again I missed Steve's demo. I was told it was excellent, as expected. This month, Phil Lapp will be sharing more of his impressive store of knowledge and experience. This time, Phil will be giving us a look at the Trent Bosch visualization system for hollow forms. Pretty snappy stuff for a guy that doesn't do email. If you've never seen it, go to

(continued on next page)



CLUB INFO

Northwest Woodturners

www.northwestwoodturners.com

Meetings are held at 7:00PM on the 1st Thursday of each month at The Multnomah Arts Center 7688 SW Capitol Hwy, Portland, OR 97219

President

Mike Meredith
mmeredith23@comcast.net
503-522-0531

Vice President

Bill Giffin

Secretary

Jim Schoeffel

Treasurer

Roger Crooks

Directors

Barbara Hall
Richard Hall

Librarians

Denvy Larson &
Lynne Hemmert

Raffle

Tom Willing

Company Store

Mike Porter &
Roger Crooks

Newsletter Editor

Jim Schoeffel
jschoeffel@aol.com
503-591-9066

NWWT Web Site

Barbara Hall

PRESIDENT'S MESSAGE (CONTINUED)


<https://www.youtube.com/watch?v=bCg7jXCesEA>. I'm interested in anything with a monitor. I saw this a couple of years ago at SWAT. I'm surprised I didn't buy it on the spot. Perhaps now I'll revisit that decision and try my luck at hollow forms.

See you on the 2nd.

— Mike

JUNE PROGRAM — PHIL LAPP — Hollowing with the Trent Bosch Visualizer

Phil has tried just about every hollowing tool on the market and will discuss the pros and cons of each one. However, the main focus of the demo will be on the Trent Bosch Visualizer Hollowing System (www.trentbosch.com). This unique system allows you to "see" the cutter inside your hollow form enabling you to produce uniform walls to the exact thickness you want. As a bonus, Phil will show how he adapted it to the McNaughton coring system.



Note - This month's meeting will be in Room 30.

It would be best to park in the back lot; room 30 is just inside the door.

LIBRARY NEWS

Members, you did a good job of returning club books, now look around and find all those DVD's that are still missing.

— Lynne Hemmert, Librarian

Graeme Priddle and Melissa Engler in Portland August 12 & 13, 2016

Northwest Woodturners and Cascade Woodturners Association are jointly sponsoring two all-day events featuring internationally recognized turner Graeme Priddle and Melissa Engler. One day will be an all-day demonstration of how to turn, cut and carve spindle turnings, and how to use woodburning and various carving techniques to create surface textures. They will cover basic turning techniques, tool selection and sharpening, wood selection, texturing, carving, finishing techniques, design and influences, and safety. The other day will be a hands-on class with personal instruction on how to do what they have demonstrated.

Graeme Priddle has over 20 years experience in woodworking, and is best known for his sculptural turnings/carvings reflecting his life and environments in Northland, New Zealand. He has won numerous awards for his work, which has been exhibited widely in New Zealand, the UK, Japan, Taiwan, France, Germany, U.S.A and Canada. To learn more about Graeme visit www.graemepiddle.com.

Melissa Engler is a wood artist producing sculpture inspired by nature, and also artistic furniture pieces. She graduated from the Professional Crafts Program at Haywood Community College in 2010, and lives in Asheville, NC. To learn more about Melissa visit www.melissaengler.com.

Participation in these events is open to members of Northwest Woodturners, Cascade Woodturners and Southwest Washington Woodturners. Registration information will soon be available at www.northwestwoodturners.com.



TURNIN' N LEARNIN' — CHAPTER 5 by Mike Porter

Hi once again fellow turners who are learners. A shout out this month to Denvy Larson who sent me a story of a lathe incident to share. Here's his story:

"Hello Mike: Today I parted off the last two rings of the next bowl to glue up...wearing my face shield my under powered thin parting tool snapped with a catch and broke. The blade snapped down and the flimsy ferrule stayed intact but the wood separated. The face shield was apparently not needed except for the chips that flew most everywhere in the process. My most constant practice is to stay out of the "line of fire" while starting and operating the lathe."

After reading this, I got to thinking and recalled that in the last year or so that I've been a NWWT member I have consistently seen our demonstrators think about the "line of fire", or the plane of rotation from the lathe towards themselves or towards onlookers, and take appropriate precautions. For example, at the North Woods Figured Woods Open House in March, Mike Meredith had me assist him tape off the floor on the spectator side of the lathe to warn people not to stand "in the line of fire". That's called "walking the talk" where I come from.

On the AAW web site is access to an e-book titled *"Safety for Woodturners Book V1"*. It's a pdf file ready for downloading. The author did some research by interviewing a number of AAW experienced members, then classifying contributing factors such as wood failure, chuck failure, tool misuse or failure (as in Denvy Larson's story above), and beginner/mentor failure. I reread the article and it is a helpful reminder. Interesting to note that Graeme Priddle, an internationally recognized turner who will be presenting two days of his talents and skills here in Portland in August, was one of those interviewed.

So, I recommend you pull up this article on the AAW site, read it, and think about what you can share to the rest of us. Then that got me to thinking...what if we asked every demonstrator to share a safety story before they start their demo? Now wouldn't that get our attention?

Good turnin' to ya, and remember my request to send me an e-mail at tmikeporter@gmail.com with your experiences at "Turnin' N Learnin". Let's get some sharing going between us all.

SPECIAL SALE

Wally Dickerman's Oneway Lathe , Jet Dust Collector, Tools and Wood

Wally Dickerman's **Oneway 2016 lathe** is still available as is his **Jet DC500** dust collector. The lathe Serial number 2485) was manufactured in 2007 and looks brand new. It includes the following:

- 1-1/2hp motor
- Tailstock swinger attachment
- Adjustable legs
- Two banjos
- 17" outboard bed
- Two mounted lights
- Remote control

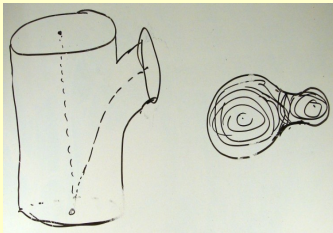
Retail value of the lathe is about \$6800. The family is asking **\$5500**. The lathe is in SE Portland so whoever buys it will save the costs of having it shipped from Canada. The **Jet DC500** is a 1/2hp, two bag dust collector with stand and port. Asking price is **\$200**.

If you are interested please contact Dale Larson at 503-661-7793 or woodbowl@frontier.com.

Wally also had many **nice tools** and **very nice wood** which will be for sale at Dale's place on **June 25**.

MAY PROGRAM — STEVE NEWBERRY — Turning a Ladle

Steve has been turning bowls, boxes, candle holders, vases, hollow forms, etc., for over 20 years, and has found that multi-axis turnings are a challenge that seems to hold his interest the most. Lucky for us, Steve is also a great demonstrator, and true to form, he presented a great demo on how to turn a ladle.



It starts with careful selection of the piece of wood. To ensure strength in the final product, Steve selects a piece that has a main branch with a smaller one growing from it at a reasonable angle. The piths of the main branch and the side branch will be in the centers of the ladle bowl and handle attachment stub, respectively, so their diameters matter.



Excess wood is removed on the bandsaw so that the block of wood can more easily be mounted between centers on the lathe. The first orientation is to turn the stub where the handle will mount. After that is completed, the block is remounted so the bowl can be turned. Determining how to position it is the challenge. It must be mounted so that the handle stub will remain after the bowl is turned, all the while producing a ladle bowl of acceptable size and tilted at a useable angle relative to the handle stub. Even with careful attention to selecting turning center locations, and using a compass to help visualize where surfaces will be, a bit of trial and error repositioning on the lathe is likely to be needed. The bowl is then hollowed being careful to avoid contact with the handle stub that is spinning around in a blur. Finally, the exterior of the bowl is shaped and the ladle is parted off.



A Completed Ladle
10" long with 2-1/4" dia. bowl



OTHER MULTI-AXIS WORK BY STEVE NEWBERRY

Steve also does multi-axis, faceplate turning to create some beautiful work. He brought one finished piece and a prototype of another of this type, and explained the turning process during Show-n-Tell. Essentially, the process is to mount the turning block on a faceplate and turn one surface (let's call this the top surface of the piece) to the desired form. The block is then removed from the faceplate, turned over and re-mounted with the just-turned surface against the faceplate. Of course, to do this might require some custom made shims and/or hold-downs to fasten it securely to the faceplate. Then, the second surface (bottom surface of the piece) is turned and the work piece is removed from the faceplate. Next, the sides of the piece need to be turned. This requires mounting it on the faceplate first on one of its side and then on the other. To do this difficult task, waste blocks are made that conform reasonably well to the shapes of the completed top and bottom surfaces of the piece. These cradle, or clamp, the piece between them and the piece is secured with hot melt glue. Shims may also be necessary to improve the rigidity of the piece. The waste blocks are connected together via a cross piece, and the assembly is fastened to the faceplate. After the first side surface of the piece is shaped, the assembly is removed from the faceplate and the waste block configuration is modified as necessary so the assembly can be flipped over on the faceplate to turn the second side surface. Certainly a challenging process, but one offering great reward when the piece is finished.


Multi-axis, faceplate turning

Bowl: 7-1/2" long x 2-7/8" wide x 2-1/2" high

Finial Lid: 2-1/4" dia. x 3-3/4" tall



Prototype shown with waste blocks after all surfaces have been turned.



MAY CHALLENGE — TWO-OF-A KIND/MATCHING PIECES

Editor's Note: The Happy Gnome (courtesy of Bruce Jackson) is included in the pictures to give a sense of size. His head (a golf ball) is about 1.7" (43 mm) in diameter and he is about 3.2" (81 mm) tall.

Challenge Winner: Johnny Barnes

Chess Set

Board: 17-1/2" x 17-1/2"

Pawns: 1-5/8" tall x 1" dia.

Kings: 3-3/8" tall x 1-3/8" dia.



Miguel Hernandez
Wine Bottle Stoppers



MAY SHOW-n-TELL

Editor's Note: The Happy Gnome (courtesy of Bruce Jackson) is included in the pictures to give a sense of size. His head (a golf ball) is about 1.7" (43 mm) in diameter and he is about 3.2" (81 mm) tall.

Mike Porter

Shop-made Turning Tools, HSS Steel

Depth Drill: 16-1/2" total length (incl. 8" handle)

Standard Parting Tool: 16" total length (incl. 10-1/2" handle)

Thin Parting Tool: 14" total length (incl. 8-1/2" handle)

Notes: HSS Steel for parting tools was purchased online

HSS drill bit was purchased at Ace hardware

Ferrules were purchased at Rockler Woodworking and Hardware



NORTHWEST WOODTURNERS MEETING SCHEDULE AND PROGRAMS

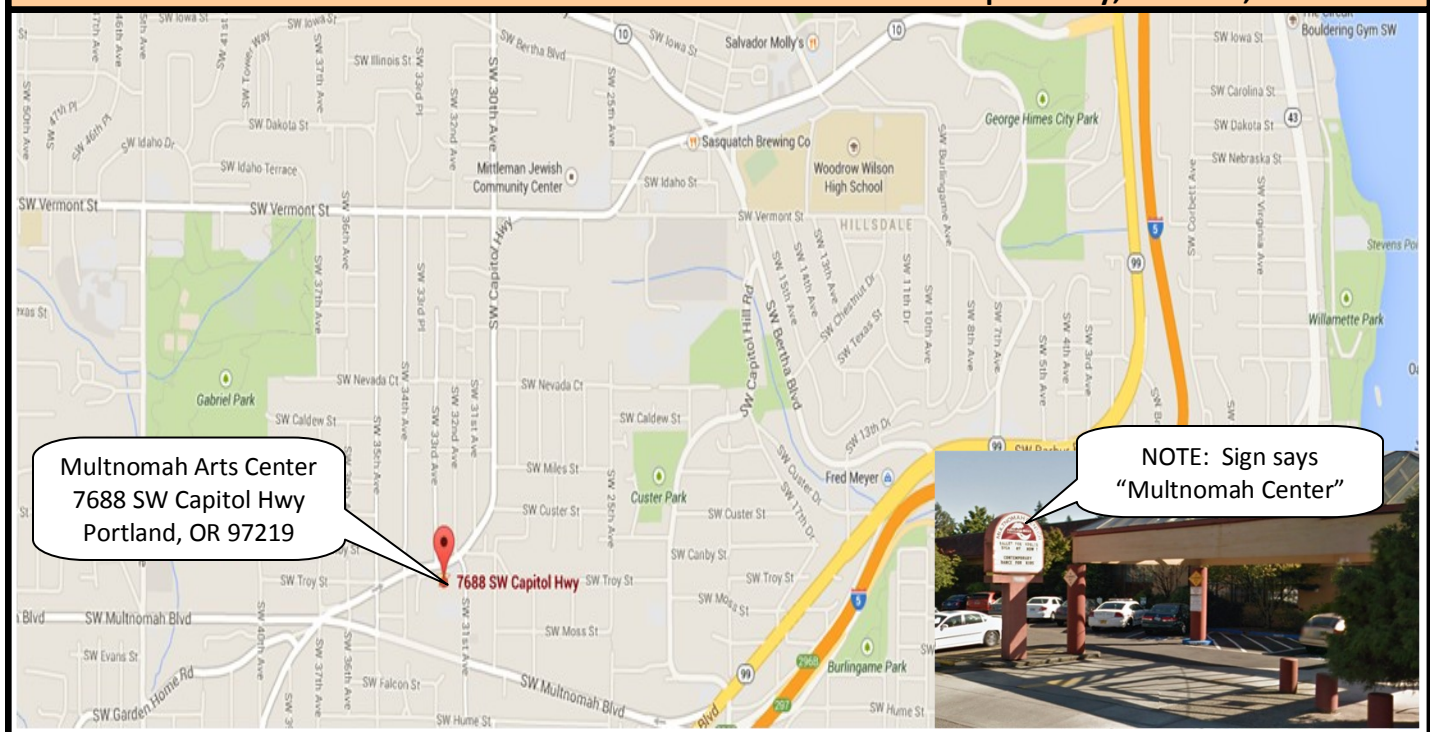
1st Thursday at 7:00 PM

The Multnomah Arts Center, 7688 SW Capitol Hwy, Portland, OR 97219

2016	Program	Challenge
Thursday, January 7	Annual Tool Swap Meet	none
Thursday, February 4	Dale Larson (From Tree to Bowl)	(postponed to March)
Thursday, March 3	Station demo night	Segmented Pieces and Multi-Axis Pieces
Thursday, April 7	Terry Gerros (Spirals)	Eggs
Thursday, May 5	Steve Newberry (Ladles)	Two-of-a-Kind (Matching Pieces)
Thursday, June 2	Phil Lapp (Hollowing Systems & Trent Bosch Visualizer System)	Hollow Forms
Thursday, July 7	Carl Jacobson (Boxes)	Reassembled Bowls
Saturday, August 6	Annual Auction and Picnic	none
Thursday, September 1	Tom Hasting (Natural Edge Bowls)	Winged Bowls
Thursday, October 6	Reed Gray (Three Skills for Turning)	Carved or Textured Pieces
Thursday, November 3	Elections (No Show-n-Tell)	None (Elections)
Thursday, December 1	No Meeting	Happy Holidays

MAP TO THE MULTNOMAH ARTS CENTER

7688 SW Capitol Hwy, Portland, OR 97219



Other Woodturner Clubs 2016 Meetings and Programs

Please visit the individual club websites to verify the information presented below.

Cascade Woodturners (Portland, OR) (www.cascadewoodturners.com)

3rd Thursday, 6:45 PM at the Willamette Carpenters Training Center,
4222 NE 158th Ave., Portland, OR 97230

June 30: Steve Newberry [NOTE SPECIAL DATE]

July 21: Sara Robinson (Spalting & Fungal Preparation)

Willamette Valley Woodturners (Salem, OR) (www.willamettevalleywoodturners.com)

2nd Thursday, 6:30 PM at the Salem Center 50+, 2615 Portland Rd, NE Salem, OR 97303

June 9: Phil Lapp

July 14: Eric Löfström (Note: Workshop to follow)

Beaver State Woodturners (Eugene, OR) (www.beaverstatewoodturners.com)

4th Thursday, 6:00 PM at the Woodcraft Store, 1052 Green Acres Rd, Eugene, OR 97408

June 23: TBA

July 28: TBA

Southwest Washington Woodturners (Vancouver, WA) (www.southwestwashingtonwoodturners.com)

4th Wednesday, 7:00 PM at The Friends of the Carpenter's Center, 1600 West 20th St, Vancouver, WA

June 22: TBA

July 27: TBA

Woodturners of Olympia (Olympia, WA) (www.woodturnersofolympia.org)

4th Thursday, 6:30 PM at the Thurston County Fairgrounds, Carpenter Road SE, Lacey, WA

June 23: TBA

July 23: 2016 Symposium featuring Michael Hosaluk

July 24-27: 2016 Symposium Workshops



**AAW's 30th Annual Int'l Symposium in Atlanta, Georgia
June 9-12, 2016**

Atlanta Convention Center at AmericasMart

<http://www.woodturner.org/?page=2016Atlanta>

**WOODTURNERS
of OLYMPIA**

**2016 Symposium
& Workshops**

Featuring internationally recognized woodturner

MICHAEL HOSALUK

ARTIST / MAKER / EDUCATOR
michaelhosaluk.com



See Michael's profile for
AAW 30 Year Anniversary

A Look
Back

[http://www.woodturner.org/
default.asp?page=30YearHosaluk](http://www.woodturner.org/default.asp?page=30YearHosaluk)



Symposium, July 23

New Location! **Olympia High School**

Workshops, July 24 - 27

with regional woodturner

Bob Espen



Sponsors

D-Way Tools, Craft Supplies, Paokard
Woodworks, North Woods Figured Woods,
Summer Woodworker Store, Rookler (Tukwila),
Reed's Woodworking LLC (roboshippy)

More Details

<http://www.woodturnersofolympia.org/>

Register by Check

<http://www.woodturnersofolympia.org/>

Register Now On-line

<https://aaw.site-ym.com/?2016Olympia>

Joining the AAW when you register on-line
will benefit the Woodturners of Olympia.

George Macauley, Symposium Contact
call 360.918.2304

2016 NATIONAL SYMPOSIA

Desert Woodturning Roundup *presented by Arizona Woodturners Association*

February 26-28, 2016

Mesa, AZ

Idaho Artistry in Wood Show *at Southwest Idaho Woodturners Association*

February 27-28, 2016

Boise, ID

Honolulu Woodturners 7th Annual Symposium

March 12-13, 2016

Honolulu, HI

Totally Turning 2016

April 2-3, 2016

Saratoga Springs, NY

Dakota Woodturners Spring Symposium *at Dakota Woodturners*

April 22-24, 2016

Bismarck, ND

37th Annual Utah Woodturning Symposium

May 12-14, 2016

Orem, UT

AAW 30th International Symposium

June 9-12, 2015

Atlanta, GA

Turn-On! Chicago 2016

July 22-24, 2016

Mundelein, IL

Saskatchewan Woodturning Symposium 2016

July 22-24, 2016

Regina, SK

2016 Symposium and Workshops featuring Michael Hosaluk and regional woodturner Bob Espen

presented by Woodturners of Olympia

July 23-27, 2016

Olympia High School, 1302 North Street, Olympia, WA 98501 (Note new location)

Symposium, Saturday, July 23, 2016, 7:50-5:00, Registration \$100 prior to June 1, \$120 after June 1

Workshops on July 24-27, 2016

Sunday, July 24, 2016: Basics of spindle work and making functional items. Cost \$150

Monday, July 25, 2016: Unique techniques for making and enhancing boxes and containers. Cost \$150

Tuesday & Wednesday, July 26 & 27, 2016: How to improve your work: tool use, surface enhancement, embellishment techniques. Cost \$250

For more information visit: <http://www.woodturnersofolympia.org/symposium-2016.html>

SWATurners 25th Anniversary Symposium

August 26-28, 2016

Waco, TX

Mid-Atlantic Woodturners Association

September 24-25

Lancaster, PA

5th Segmenting Symposium

October 27-30, 2016

Quincy, MA

Virginia Woodturners (10 Clubs)

November 5-6, 2016

Fishersville, VA

2016 LOCAL EVENTS**Oregon City Festival of the Arts**

A Celebration of Visual & Performing Arts

August 13-14, 2016

End of the Oregon Trail Interpretive & Visitor Information Center, 1726 Washington Street, Oregon City, OR 97045

Art, food, live music, children's hands-on art, Willamette Falls Symphony

Sponsored by Three Rivers Artist Guild, www.threeriversartistguild.com

Frogwood 2016

hosted by The Pacific Northwest Woodturning Guild

August 15-21, 2016, Gresham, Oregon

The Pacific Northwest Woodturning Guild is hosting its 9th annual four-day collaborative event to explore the fusion of woodturning, metalworking, textiles, and other art mediums.

For more information visit: www.frogwood.us

Frogwood 2016 Annual Auction

August 20, 2016 at 4:00PM

Mount Hood Community College, Visual Arts Gallery, 26000 SE Stark Street, Gresham, Oregon 97030

Featuring work by participants in Frogwood 2016, An Artist's Collaborative, www.frogwood.us

Light refreshments served. Credit cards accepted.

Sponsored by the Pacific Northwest Woodturning Guild, www.woodturningguild.com

19th Annual Art in the Pearl

September 3-5, 2016

North Parks Blocks, Portland, Oregon

LOCAL WOODWORKING STORE JUNE 2016 FREE DEMOS

Date	Demo	Location	Time
06/04	Knife Making Made Simple	Rockler, Beaverton	11:00 AM
06/04	Sharpening Hand Tools	Woodcraft, Tigard	1:00 PM – 2:00 PM
06/04	Wildlife Woodcuts by Debby Neely	Woodcrafters, Portland	10:00 AM – 3:00 PM
06/11	Sign Making	Rockler, Beaverton	11:00 AM
06/11	Hand Plane Tune Up	Woodcraft, Tigard	1:00 PM – 2:00 PM
06/11	Wildlife and Decorative Walking Stick Carving by Sharon and Ramos Reynosa	Woodcrafters, Portland	10:00 AM – 3:00 PM
06/18	Custom Woodturning	Rockler, Beaverton	11:00 AM
06/18	Joinery – Domino vs. Leigh	Woodcraft, Tigard	1:00 PM – 2:00 PM
06/18	Woodburning by Shirley Malar	Woodcrafters, Portland	10:00 AM – 3:00 PM
06/25	Wood Finishing with HVLP Sprayers	Rockler, Beaverton	11:00 AM
06/25	Router Jig – Slab Flattening	Woodcraft, Tigard	1:00 PM – 2:00 PM
06/25	Woodturning by Fred Kline	Woodcrafters, Portland	10:00 AM – 3:00 PM

Many other fine classes and demos are available from these local stores:

Rockler, Beaverton, 503-672-7266, <http://www.rockler.com/retail/stores/or/portland-store>

Woodcraft, Tigard, 503-684-1428, <http://www.woodcraft.com/stores/store.aspx?id=312>

Woodcrafters, Portland, 503-231-0226, <http://www.woodcrafters.us/>

OPEN
HOUSE



DEALS AND SPECIALS

BURLS, SLABS, LUMBER
AND TURNING BLANKS

& WAREHOUSE SALE

Saturday, July 9th

Wine Tasting by Blooming Hill Winery

WOOD
TURNING DEMO
BY
MIKE MERIDITH



56752 SW
Sain Creek Rd
Gaston OR 97119
503-357-9953

NORTH WOODS FIGURED WOOD

FOR SALE BULLETIN BOARD

For Sale: Ernie Conover lathe: 20 years old but in great shape.

If interested, contact Brian at 360-875-8229 or skinner8688@comcast.net.

For Sale

DELTA 46-715
14-Inch Woodworking Lathe
3/4-Horsepower • 110-120-Volt • Variable Speed



\$500

Cash

OR BEST OFFER

Heavy Duty 14" Wood Lathe.
Brand: Delta.
Model: 46-715.

This lathe was bought new but has never been used.

It is a big capacity lathe designed for industry, commercial shops and schools (but home handymen would love it too!) Cast iron bed.

The owner's manual and a set of new lathe tools are included.

- Delta 3/4-horsepower lathe includes 10 speeds to suit your projects
- Head stock rotates at 45, 90, and 180 degree angles
- 24-position index on pulley allows you to create ornamental detailing
- Includes a cast-iron tool rest measuring 12 inches, a convenient on/off switch positioned above the motor, and a durable steel stand
- Measures 62.6" by 22.4" by 18.4"; weighs 338 pounds

Pick up is in Banks area. Cash on pick-up is fine.

Please email and include your mobile phone number, and an indication of when you could pick this up. If you are reading this ad, then the item is still available.

Contact:

Email: windfalldesigns@comcast.net

Phone: 503-704-6976



OUR BUSINESS PARTNERS

We encourage our Northwest Woodturners members to visit these business partners to find the many great products they carry and to stock up on the necessary items for your wood turning needs.

Be sure to remind the sales clerk that you are a member of Northwest Woodturners! Our business partners provide NWWT with generous gifts based on member purchases.




NORTH WOODS
FIGURED WOOD

Burl • Turning blanks
Slabs • Lumber

FREE SHIPPING
OVER \$99
US retail orders only

www.nwfiguredwoods.com
(800) 556-3106

WOODTURNERS
coupon code at checkout



Doctor's Woodshop LLC

Woodturning Finishes

doctorswoodshop.com

WOODCRAFT®

Helping You Make Wood Work®

Hours

Sunday 9am-5pm • Monday 9am-7pm • Tuesday 9am-7pm
Wednesday 9am-7pm • Thursday 9am-9pm • Friday 9am-7pm
Saturday 9am-6pm

Independently Owned
& Operated Franchise
12020 SW Main Street
Tigard, OR 97223

Phone: (503) 684-1428
Toll Free: (866) 684-1428
Fax: (888) 312-9663
woodcraft312@woodcraftportland.com



Create with Confidence™

10% off non-sale items for club members
(excludes power tools, Leigh and Porter-Cable dovetail jigs, CNC Shark)

11773 SW Beaverton-Hillsdale Hwy, Beaverton, OR 97005
(503)672-7266 store17@rockler.com

Delta, JET, and Powermatic lathes, turning tools, turning stock,
turning kits, abrasives, finishes, plus a whole lot more!

THANK OUR BUSINESS PARTNERS

Here's a suggestion: When you get home from purchasing a treasured item from one of our business partners who gave you a discount because you are a member of NWWT, take a moment and contact them via their web site or an e-mail and thank them for supporting NWWT.

EDITOR'S NOTES

All Newsletters can be accessed from the NWWT website www.northwestwoodturners.com. If you do not have internet access, provide me with your mailing address and newsletters will be sent via USPS.

If you do not receive a courtesy email from me by the beginning of the month indicating that a new newsletter is available on line, please send me your current email address.

Submissions to the newsletter are due by the last Thursday of the month. Articles, tips, web links, classified ads, or other woodturning-related items are welcome.

Jim Schoeffel
503-591-9066
jschoeffel@aol.com

For other business inquiries contact Northwest Woodturners at:
Northwest Woodturners, P.O Box 1157, Lake Oswego, OR 97035

Membership has benefits! Show your NWWT Membership Card to receive a discount off your purchase at Gilmer Wood, Rockler, Woodcraft, Woodcrafters, North Woods, and Crosscut Hardwoods.



Northwest
Woodturners
P.O. Box 1157
Lake Oswego OR 97035