

Northwest Woodturners



A Chapter of The American Association of Woodturners


Volume 21, Issue 2

The woodturners' local resource

February 2016

PRESIDENT'S MESSAGE

We need to get our elections done this month. Because Dale Larson is our demonstrator, and he's a lot more interesting to listen to than me, I want to give him as much time as possible. **This month, and this month only, there will be no SHOW-n-TELL and no February Challenge.** We'll take that time to have our election. 2016 is on us and we need to meet our obligations. I'll come back to the questions of club leadership later. Bring those pieces next month when we will be having mini-demonstrations at several stations and time is more flexible.



We can look forward to 2016 as the beginning of an era of closer cooperation with the other wood-based clubs in the region. I hope this will include closer coordination of demonstrator scheduling between us, Cascade Woodturners and Southwest Washington Woodturners. We've always done this on an essentially *ad hoc* basis but I think there are advantages to putting more of an effort into this cooperation. This will be especially important in the scheduling and filling of hands-on classes and all-day demonstrations. We can look forward to classes based on the expertise of the group. For example, Northwest Woodturners is planning a class in wood turning for furniture makers (a request from the Guild of Oregon Woodworkers) and classes from the Guild such as bandsaw maintenance and use. I'll be first in line for that one. Our shared interest in wood provides an opportunity to expand our efforts into those overlapping areas of interest. Just because their work is flat doesn't mean it doesn't have to have a round part in it somewhere. I had to be in Phoenix but last weekend, Roger Crooks, good man that he is, took part in a meeting of Northwest woodturning clubs in Tacoma. We are not the only club looking to optimize resources. The goal is to better coordinate club demonstrator visits and allow the clubs to find high quality local demonstrators.

We can also look forward to more classes within the club. I think beginning in the Spring will see the return of the sharpening class, which was very well received in its first presentation. We hope to be able to put together classes on the basics of bowl turning, as well as spindle work. These would be directed toward the newer turners in the club. I still believe that education of

(continued on next page)

CLUB INFO

Northwest Woodturners

www.northwestwoodturners.com

Meetings are held at 7:00PM on the 1st Thursday of each month at The Multnomah Arts Center 7688 SW Capitol Hwy, Portland, OR 97219

President

Mike Meredith
mmeredith23@comcast.net
503-522-0531

Vice President

Bill Giffin

Secretary

Jim Schoeffel

Treasurer

Roger Crooks

Directors

Barbara Hall
Richard Hall
Steve Newberry

Librarians

Denvy Larson &
Lynne Hemmert

Raffle

Tom Willing

Supplies

Roger Crooks

Newsletter Editor

Jim Schoeffel
jschoeffel@aol.com
503-591-9066

NWWT Web Site

Barbara Hall

PRESIDENT'S MESSAGE (CONTINUED)

members and advancement of skills within the club is the most important mission of Northwest Woodturners. It's from the membership that the topic of these events should be proposed. If you have an idea for a class let Roger or me know and we'll see what we can put together.

The possibility for these additional classes depends on the updating of Cottage 5. I think that's about done and it should be available for scheduling in the near future. Jerry Harris and Russ Coker have done the work on this renovation of the space. I've made it clear to them that Northwest Woodturners is ready to assist in whatever way we can. This may be in the form of help to build things needed for the shop, or it could be in the form of money. All of us know that it's not cheap to outfit a woodshop and having one that is well equipped and readily available is a very important asset to the club.

This brings me to the main topic I want to discuss, member participation. Many thanks to those members that have let me know they are willing to help do the work it takes to keep this club moving forward. February will be selection of officers and board members. We should have done it in November but we didn't. We need someone to step up and take over the job of VP. Roger has volunteered but this needs to be more of a committee effort. VP is probably the most important office in the club; surely more important than president. The vice president is in charge of scheduling demonstrations, a daunting task at first appraisal. It means identifying demonstrators you think the club would enjoy seeing. The good news here is that you get to pick the demonstrators so those topics you want to see demonstrated get first priority. It also means that you have to be working ahead to schedule out-of-area demonstrators. In 2017, I think we should aim for two national level demonstrators. Our membership has regained the numbers lost during the time in Sherwood and our budget has grown back to where it was also. Why do I say 2017? You have to schedule these demonstrators at least a year in advance, if not more. That means we need to get going on 2017, maybe 2018. I am always happy to act as host for visiting demonstrator; we have the extra rooms, my wife is a great cook, and we need help reducing our wine cellar. As vice president you have the option of acting as host. I did his job for three years and, with one exception, found demonstrators to be very pleasant guests.

But we have other things that need doing that don't involve accepting an office. We need someone to take charge of bringing our demonstration lighting up to snuff. We need someone to take charge of setting up the sound system (and improving it) for each meeting since using the MAC system now comes at a cost. We need someone to help Roger with the club store. We need someone to be ready to take over the monthly raffle if Tom Willing isn't here. We need someone to take charge of cleanup, to grab the brooms and dustpan and police the area so we can get out of the auditorium at a reasonable time. These are small tasks but important to the smooth and efficient running of our meetings.

We have a lot to do in 2016 but we also have good reason to look forward with pleasure.

— Mike

THANK OUR BUSINESS PARTNERS

Here's a suggestion: When you get home from purchasing a treasured item from one of our business partners who gave you a discount because you are a member of NWWT, take a moment and contact them via their web site or an e-mail and thank them for supporting NWWT.

NOTICE — ELECTION OF OFFICERS AND DIRECTORS

Election of club Officers (President, Vice President, Treasurer, and Secretary) and Directors (4 to 15) for 2016 was postponed at the last two meetings but will take place at the February 2016 meeting. Please plan to attend this important meeting. As Mike said in his column, in addition to electing officers and directors, we need more club members to step up and take responsibility for the many things that need to be done for our club to operate and grow. Think about where you might be able to contribute and then make that commitment at the February meeting.

FEBRUARY PROGRAM — DALE LARSON , “From Tree to Bowl”

Dale Larson, an internationally known woodturner, will be our featured demonstrator. Dale's work is both functional and beautiful, and much admired by collectors and wood workers alike. His bowls can be found in private collections all over the world. See more of his work at http://www.finewoodartists.com/gallery/larson/dale_larson.htm.

Dale will start his presentation with a slide show of how to cut a bowl blank from a tree, and then end by finish turning a bowl. He will discuss how to read the grain of the tree to maximize the figure in your bowl. We will raffle off the bowl at the end of the meeting with the proceeds going to the AAW.

Dale is a member of NWWT, a founding member Cascade Woodturners, and the immediate past president of AAW.

**LIBRARY NEWS**

WOW, where did 2015 go? May we say, "Gone with the wind"? Maybe not, but the NWWT Library is alive and well, and all the thanks go to YOU, who have returned, and donated DVD's, books and magazines. Yes, you all deserve a hearty thank you! We are in the process of finding out who has checked out items and have not returned them to give someone else an opportunity to benefit from the wealth of the best woodturning library that is locally available. Enough hot air! Pepper mills are very popular and our library is chocked full of helpful information, both DVD and books, that give vivid detail that will assist you when you choose to make a pepper mill. The February Challenge is Segmenting (Editor's note: the February Challenge has been deferred to March). I will present my segmented pepper mill and if I finish the combo salt shaker/grinder for sea salt, I shall bring that also. Choose to come to the February meeting, and we shall attempt to have a very good time. Until then, if you cut anything up on the lathe, make sure it isn't part of you. Turn safe and hope to see you soon.

(continued on next page)

LIBRARY NEWS (CONTINUED)

Tip of the month: When driving a spur drive, hold it with a pair of pliers. Smashing your thumb really hurts. How do I know?
Denvy Larson, Assistant NWWT Librarian

ASHLEY HARWOOD AT CASCADE WOODTURNERS FEBRUARY 18-20, 2016

Ashley Harwood will be demonstrating at the Cascade Woodturners Association meeting on February 18, 2016, will be doing a group workshop on February 19th, and a hands-on class on February 20th. You can register for these events on the NWWT web site www.northwestwoodturners.com.

Ashley does a wide variety of work, including beaded bowls, ornaments with elegant spindles and turned jewelry.



Ashley Harwood currently lives in Charleston, SC, where she creates her work and teaches at her personal studio. She has demonstrated in a number of professional venues throughout the US and abroad, as far away as Australia. Her teaching focuses on fine spindle turning and the Push Cut method of bowl turning along with the 40/40 grind on a bowl gouge. She received a BFA from Carnegie Mellon with a focus in sculpture and installation, and her design aesthetic is heavily influenced by her background in glassblowing. Ashley focuses on works that are completed entirely on the lathe, without carving, texturing, or burning.

She uses simple, classic forms along with distinctive design elements that result in an approachable body of work with a high level of craftsmanship. Primarily, she makes utilitarian bowls, ornaments, and jewelry. Her teaching has a strong focus on tool control and sharpening.

Find out more about Ashley by visiting her website: www.ashleyharwood.net.

You have a chance to influence what she presents! At the January 21, 2016 meeting of CWA, President Skip Burke will be asking folks to help him decide what Ashley will teach. ***Let Skip know what you think!***

CWA meetings are open to the public, start at 6:45 pm and are held at the WILLAMETTE CARPENTERS TRAINING CENTER, 4222 NE 158TH Ave, Portland, OR 97230-4906.

— Harvey Rogers
Cascade Woodturners

TURNIN' N LEARNIN' by Mike Porter

There's a pithy saying in the domain of human performance that says: "Anything worth doing is worth doing poorly...at least for a little while". I joined the club a year ago, took a class from Jerry Harris and Russ Coker, then injured my shoulder skiing, had surgery, physical therapy, then got a hip replacement, more physical therapy and it's only in the last month that I've really been able to reengage with the craft of how to create a pleasing and useful object with a lathe. So, what am I learning?

I finally figured out what ABC stands for. Oh, I've known all along that it was an acronym for "anchor, bevel, cut" but I didn't really understand it applied to me, my tool, my tool rest and the whirling piece of wood that was just waiting for me to get careless so it could teach me a lesson...BANG! Whoa! Turn off the lathe, turn off the dust collector, step back, deep breath, let the heart rate settle down...what the hell just happened?!! Then go at it again. BANG! Turn it all off again. Settle down. What was that ABC thing, again?

I went back to YouTube to watch the videos of the guys I've grown to like...Richard Raffan and Brendan Stemp, to mention two of my favorites. Then I noticed that in their demos on how to use a skew and avoid catches, they lay the skew on the roughed out spindle piece in the correct orientation, turn the wood slowly by hand and raise the handle. And voila! Their really sharp tool peels off a nice shaving as they slowly turn the piece. What happens at slow speed needs to happen at higher speeds. Oh, OK, got it.

In the last few weeks, I've taken most of my rough spindle blanks to round. Each time, after roughing with my new spindle-roughing gouge (I've learned how important that tool is!), I first approach the work like the guys on YouTube. Lathe off, I lay the tool there, turn the piece by hand, peel off a shaving. THEN, turn on the lathe and approach the work slowly and deliberately. When a skew cuts correctly it is a thing of beauty! It doesn't catch and leaves a surface that needs little sanding. I'm now much more confident and relaxed with the skew but still very careful, and have few catches. I'm learning!

I've also learned now to tell that when the skew starts tearing out the wood, it likely needs sharpening. I've learned that I have a lot to learn about sharpening. I've also learned that the 1/2" wide skew I bought at the January tool swap for \$12 is a better skew than what came with my Shopsmith or the old Craftsman tools I inherited. It stays sharper longer. I can get a better edge on it.

I've also learned to listen to the cut. It sounds different at different times. It is trying to tell me something but I don't know what yet. I have another new language to learn. Then there's this cutting coves and beads exercise with no catches. Yesterday I tried roughing out a bowl and it was a disaster! There's more learning to be had here. Good turning and learning to y'all.

NWWT MEMBERSHIP RENEWAL

Our new website is specifically designed for clubs like ours. One big advantage is that it lets us offer our members an anniversary renewal date vs. an annual renewal date that we have now. Anniversary means that your membership is good for 12 months from the time you pay your dues.

You can check your renewal date by logging in to the NWWT website and checking your profile. The website will automatically send you an e-mail 30 days before your membership expires advising you to renew your membership.

(continued on next page)

NWWT MEMBERSHIP RENEWAL (CONTINUED)**How to Pay**

1. It is easiest for me if you pay on the website with PayPal (you don't need a PayPal account to do this). This way everything is automatic and all I need to do is make your card.
2. Pay by check, credit card or cash at the meeting, or mail a check to NWWT. This year, I will ask you to verify your information by filling out a short form. This makes it a more manual process for me but OK.

One possible issue with this change is that your current membership card expires Dec 31, 2015. The new membership cards will now have your anniversary date. For those with a renewal date throughout the year, your current membership card will not be usable for discounts at your favorite woodworking store. If this is an issue for you, you have two options:

1. Renew in January.
2. Send me an e-mail with your address and renewal date and I will send you a new card for the remainder of your current membership.

If you have any questions or concerns, please contact me.

— Roger Crooks

NWWT Company Store — Feb 2016 Price List

<p><u>CA Glue</u></p> <table><tr><td>Very Thin</td><td>2 oz</td><td>\$6.00</td></tr><tr><td>Medium</td><td>2 oz</td><td>\$6.00</td></tr><tr><td>Black Medium</td><td>1 oz</td><td>\$6.00</td></tr><tr><td>Thick</td><td>2 oz</td><td>\$6.00</td></tr><tr><td>Gel</td><td>2 oz</td><td>\$6.00</td></tr><tr><td>Micro Tips</td><td>pkg 10</td><td>\$3.00</td></tr><tr><td>Accelerator</td><td>8 oz</td><td>\$10.00</td></tr></table>	Very Thin	2 oz	\$6.00	Medium	2 oz	\$6.00	Black Medium	1 oz	\$6.00	Thick	2 oz	\$6.00	Gel	2 oz	\$6.00	Micro Tips	pkg 10	\$3.00	Accelerator	8 oz	\$10.00	<p><u>Abranet</u></p> <p><u>Abranet 3" Sanding Disks</u> Grits = 80, 120, 180, 240, 320, 400, 600 \$5.00 per pack of 7 discs</p> <p><u>Abranet 2 ¾" x 8" Sanding Sheets</u> Grits = 80, 120, 180, 240, 320, 400 \$6.00 per pack of 6 sheets</p>
Very Thin	2 oz	\$6.00																				
Medium	2 oz	\$6.00																				
Black Medium	1 oz	\$6.00																				
Thick	2 oz	\$6.00																				
Gel	2 oz	\$6.00																				
Micro Tips	pkg 10	\$3.00																				
Accelerator	8 oz	\$10.00																				
<p><u>DVDs</u> \$3.00 each, \$5.00 mailed</p>	<p><u>Klingspore 2" & 3" Scalloped Discs</u> Grits = 80, 120, 180, 220, 320, 400 KLINGSPOR aluminum oxide stearate C-Weight Paper, non-loading 2" Discs: \$3.00 for pack of 10 3" Discs: \$4.00 for pack of 10</p>																					
<p><u>G2 Gel Pens</u> <i>Excellent for signing wood – does not smear or fade (apply to unfinished wood and let ink dry).</i> \$1.00 each</p>																						
<p><u>Anchor Seal</u> 1 Gallon = \$15.00</p>	<p><u>Mirka Goldflex Soft Abrasive Pads</u> <i>The foam base is 'grip friendly' and the special stearate coating prevents clogging. Suitable for wet & dry sanding.</i> Grits = 150, 240, 320, 400, 600 50 Cents each, 3 for \$1.00 \$5.00 for 3 of each Grit (15 total)</p>																					
<p><u>NWWT Patches</u> \$3.00 each 2 for \$5.00 5 for \$10.00</p>																						
	<p><u>Stop-Loss Bags</u> <i>A way to store finishing liquids to keep them from going bad.</i> \$4.00 each, 3 for \$10.00</p>																					

JANUARY SHOW-n-TELL

Editor's Note: The Happy Gnome (courtesy of Bruce Jackson) is included in the pictures to give a sense of size. His head (a golf ball) is about 1.7" (43 mm) in diameter and he is about 3.2" (81 mm) tall.

Bruce Jackson

Right: Black Locust
6" dia. x 7-1/2" high

Below Left: Black Locust
5-1/4" dia. x 8-1/2" high

Below Right: Pistachio
12-1/2" dia. x 5-1/4" high

**Russ Anderson**

Walnut, 5-3/4" dia. x 3-1/2" high

**Arnie Hollander**

Big Leaf Maple (rotten), 8" dia. x 4-1/4" high



JANUARY SHOW-n-TELL (CONTINUED)

Lynne Hemmert

Top: Pear

9" dia. x 3" high

Middle: Cherry

7-3/8" dia. x 1-1/2" high

(Rim distorted over time and
was recently re-turned flat.)

Bottom: Unknown wood

14" dia. x 2" high



NORTHWEST WOODTURNERS MEETING SCHEDULE AND PROGRAMS

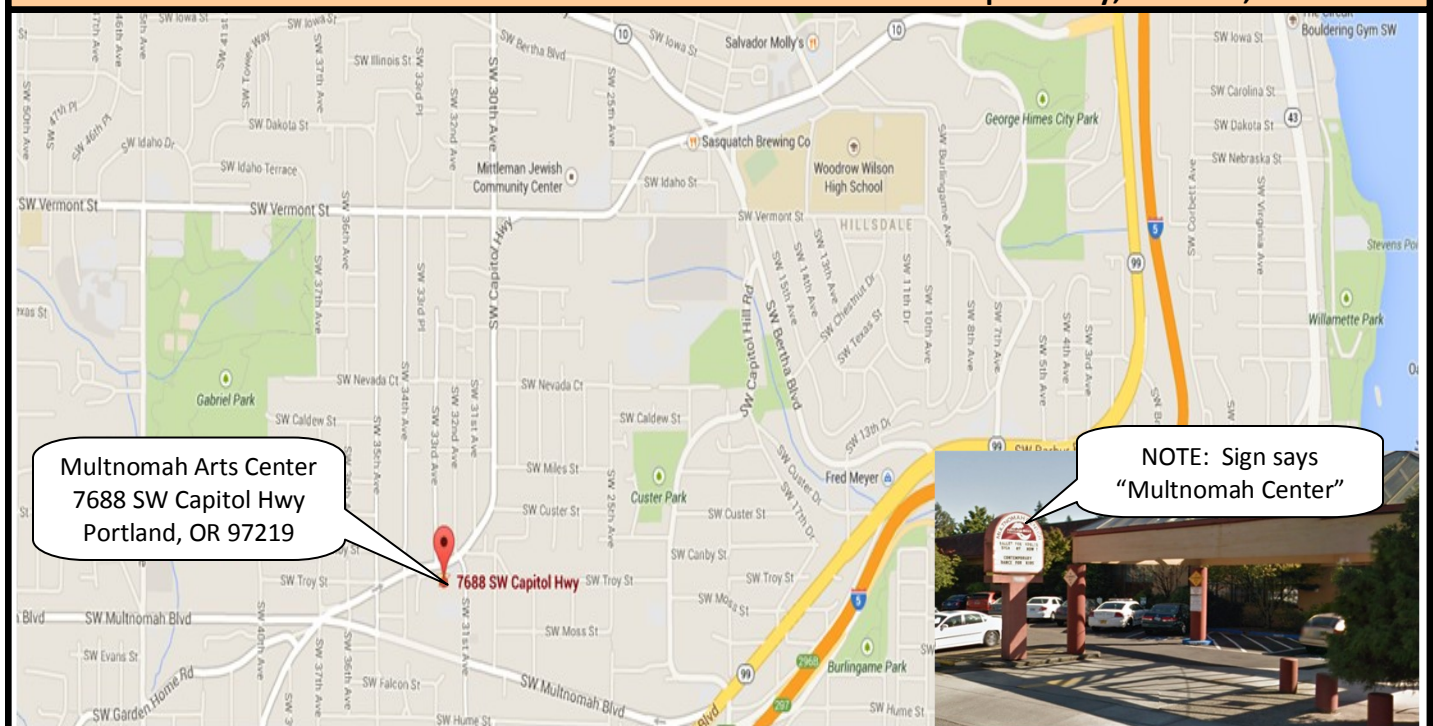
1st Thursday at 7:00 PM

The Multnomah Arts Center, 7688 SW Capitol Hwy, Portland, OR 97219

2016	Program	Challenge
Thursday, January 7	Annual Tool Swap Meet	none
Thursday, February 4	Dale Larson (From Tree to Bowl)	(postponed to March)
Thursday, March 3	Station demo night	Segmented Pieces and Multi-Axis Pieces
Thursday, April 7	Terry Gerros (Spirals)	Eggs
Thursday, May 5	TBA	Two-of-a-Kind (Matching Pieces)
Thursday, June 2	Steve Newberry (Ladles)	Hollow Forms
Thursday, July 7	TBA	Reassembled Bowls
Thursday, August 4	TBA	none
Thursday, September 1	TBA	Winged Bowls
Thursday, October 6	TBA	Carved or Textured Pieces
Thursday, November 3	TBA	Holiday Pieces
Thursday, December 1	TBA	TBA

MAP TO THE MULTNOMAH ARTS CENTER

7688 SW Capitol Hwy, Portland, OR 97219



Other Woodturner Clubs 2016 Meetings and Programs

Please visit the individual club websites to verify the information presented below.

Cascade Woodturners (Portland, OR) (www.cascadewoodturners.com)

3rd Thursday, 6:45 PM at the Willamette Carpenters Training Center,
4222 NE 158th Ave., Portland, OR 97230

February 18: Ashley Harwood (Bowls, Finials, Sharpening)

February 19: All-day demo with Ashley Harwood

February 20: All-day class with Ashley Harwood

March 17: Dale Larson & Mike Meredith (Spheres & Threading)

Willamette Valley Woodturners (Salem, OR) (www.willamettevalleywoodturners.com)

2nd Thursday, 6:30 PM at the Salem Center 50+, 2615 Portland Rd, NE Salem, OR 97303

February 11: Ashley Harwood

March 10: Dan Tilden

Beaver State Woodturners (Eugene, OR) (www.beaverstatewoodturners.com)

4th Thursday, 6:00 PM at the Woodcraft Store, 1052 Green Acres Rd, Eugene, OR 97408

February 25: TBA

March 24: TBA

Southwest Washington Woodturners (Vancouver, WA) (www.southwestwashingtonwoodturners.com)

4th Wednesday, 7:00 PM at The Friends of the Carpenter's Center, 1600 West 20th St, Vancouver, WA

February 24: Annual Tool Swap

March 23: TBA

Woodturners of Olympia (Olympia, WA) (www.woodturnersofolympia.org)

4th Thursday, 6:30 PM at the Thurston County Fairgrounds, Carpenter Road SE, Lacey, WA

February 25: TBA

March 24: TBA

2016 LOCAL EVENTS

6th Annual Gathering of the Guilds

April 22-24, 2016

Oregon Convention Center

Free Admission; over 200 vendors, live music, daily artist demonstrations, raffles and gift certificate giveaways, a fashion show, family-friendly crafts and education.

19th Annual Art in the Pearl

September 3-5, 2016

North Parks Blocks, Portland, Oregon

2016 NATIONAL SYMPOSIA

Tennessee Association of Woodturners 28th Symposium

January 29-30, 2016

Franklin, TN

Florida Woodturning Symposium

February 5-7, 2016

Leesburg, FL

Desert Woodturning Roundup *presented by Arizona Woodturners Association*

February 26-28, 2016

Mesa, AZ

Idaho Artistry in Wood Show *at Southwest Idaho Woodturners Association*

February 27-28, 2016

Boise, ID

Honolulu Woodturners 7th Annual Symposium

March 12-13, 2016

Honolulu, HI

"Turnfest Australia" International Woodturning Symposium

March 18-20, 2016

Gold Coast, Queensland, Australia

Totally Turning 2016

April 2-3, 2016

Saratoga Springs, NY

Dakota Woodturners Spring Symposium *at Dakota Woodturners*

April 22-24, 2016

Bismarck, ND

37th Annual Utah Woodturning Symposium

May 12-14, 2016

Orem, UT

AAW 30th International Symposium

June 9-12, 2015

Atlanta, GA

Turn-On! Chicago 2016

July 22-24, 2016

Mundelein, IL

Saskatchewan Woodturning Symposium 2016

July 22-24, 2016

Regina, SK

SWATurners 25th Anniversary Symposium

August 26-28, 2016

Waco, TX

Mid-Atlantic Woodturners Association

September 24-25

Lancaster, PA

5th Segmenting Symposium

October 27-30, 2016

Quincy, MA

Virginia Woodturners (10 Clubs)

November 5-6, 2016

Fishersville, VA

LOCAL WOODWORKING STORE FEBRUARY 2016 FREE DEMOS

Date	Demo	Location	Time
02/06	Drawer Slide Jigs	Rockler, Beaverton	11:00 AM
02/06		Woodcraft, Tigard	1:00 PM
02/06	Wood carving by Jim Tharp	Woodcrafters, Portland	10:00 AM – 3:00 PM
02/13	Robert Sorby Tools demos Creative Woodturning – Kitchen Utensils	Rockler, Beaverton	10:00 AM – 4:00 PM 11:00 AM
02/13	Files & Rasps	Woodcraft, Tigard	1:00 PM
02/13	Woodburning by Shirley Malar	Woodcrafters, Portland	10:00 AM – 3:00 PM
02/20	Simple Knife Sharpening	Rockler, Beaverton	11:00 AM
02/20		Woodcraft, Tigard	1:00 PM
02/20	Woodcuts of Wildlife by Debby Neely	Woodcrafters, Portland	10:00 AM – 3:00 PM
02/27	CNC Shark	Rockler, Beaverton	11:00 AM
02/27		Woodcraft, Tigard	1:00 PM
02/27	Woodturning by Fred Kline	Woodcrafters, Portland	10:00 AM – 3:00 PM

Many other fine classes and demos are available from these local stores:

Rockler, Beaverton, 503-672-7266, <http://www.rockler.com/retail/stores/or/portland-store>

Woodcraft, Tigard, 503-684-1428, <http://www.woodcraft.com/stores/store.aspx?id=312>

Woodcrafters, Portland, 503-231-0226, <http://www.woodcrafters.us/>



**We will be at Rockler, Beaverton
on Saturday, February 13th, 10:00 am – 4:00 pm.**

There will be a 20% discount on all of the Sorby hand tools, 10% off the ProEdge sharpening system, and this is also the only time where I can order anything that Sorby carries, including items we don't normally carry!

-- Chris Nilluka, Store Manager

Norfolk Island Pine Available from North Woods!

Norfolk Island Pine (NIP) is endemic to Norfolk Island, which is located east off the coast of Australia. It is also known as the living Christmas tree, because of its triangular shape. However, it is not actually a true pine. It's excellent for woodturning, and many artisans use it to make lampshades, which when lit, can give off a unique reddish-orange glow.


Large numbers of Norfolk Island Pine are grown in Florida for the houseplant industry. You'll often see young specimens potted as mini Christmas trees around the holidays. In fact, the Norfolk Island Pine that we have for sale comes from Florida. Some areas in the Southwest and Florida prohibit planting of NIP since it is prone to getting struck by lightning and falling. Interestingly enough, some of the NIP that we have for sale was in fact struck by lightning!

Heartwood is light brown, sometimes with a yellow or red hue. Paler sapwood isn't clearly defined. It is sometimes afflicted with blue/gray fungal staining, particularly if not dried properly. In certain applications this staining is considered decorative, particularly when the wood also features contrasting reddish knots.

This wood is easy to work with, though knots can predictably cause uneven sanding and other issues. Its common uses typically are for plywood, furniture, turning stock and other specialty wood projects.

North Woods,.LLC
56752 SW Sain Creek Rd

Gaston OR 97116
800-556-3106, 503-357-9953
www.nwfiguredwoods.com



DEALS AND SPECIALS


BURLS
SLABS
LUMBER
& TURNING
BLANKS



SPRING OPEN HOUSE & WAREHOUSE SALE

NORTH WOODS FIGURED WOOD

Saturday
March 12th
9-5



WOOD
TURNING DEMO
BY
MIKE MERIDITH



Chocolate
tasting

The Bard's Chocolate

56752 SW
Sain Creek Rd
Gaston OR 97119
503-357-9953



FOR SALE BULLETIN BOARD

For Sale

DELTA 46-715
14-Inch Woodworking Lathe
 3/4-Horsepower • 110-120-Volt • Variable Speed



\$700 Cash

Heavy Duty 14" Wood Lathe.
 Brand: Delta.
 Model: 46-715.

This lathe was bought new but has never been used.

It is a big capacity lathe designed for industry, commercial shops and schools (but home handymen would love it too!) Cast iron bed.

The owner's manual and a set of new lathe tools are included.

- Delta 3/4-horsepower lathe includes 10 speeds to suit your projects
- Head stock rotates at 45, 90, and 180 degree angles
- 24-position index on pulley allows you to create ornamental detailing
- Includes a cast-iron tool rest measuring 12 inches, a convenient on/off switch positioned above the motor, and a durable steel stand
- Measures 62.6" by 22.4" by 18.4"; weighs 338 pounds

Pick up is in Banks area. Cash on pick-up is fine.

Please email and include your mobile phone number, and an indication of when you could pick this up. If you are reading this ad, then the item is still available.

Contact:

Email: windfalldesigns@comcast.net

Phone: 503-704-6976



OUR BUSINESS PARTNERS

We encourage our Northwest Woodturners members to visit these business partners to find the many great products they carry and to stock up on the necessary items for your wood turning needs.


Be sure to remind the sales clerk that you are a member of Northwest Woodturners! Our business partners provide NWWT with generous gifts based on member purchases.




Burl • Turning blanks
Slabs • Lumber

15% Off
online orders
—use—
WOODTURNERS
coupon code at checkout

www.nwfiguredwoods.com
(800) 556-3106



Doctor's
Woodshop LLC

Woodturning Finishes
doctorswoodshop.com

WOODCRAFT®
Helping You Make Wood Work®

Hours
Sunday 9am-5pm • Monday 9am-7pm • Tuesday 9am-7pm
Wednesday 9am-7pm • Thursday 9am-9pm • Friday 9am-7pm
Saturday 9am-6pm

Independently Owned & Operated Franchise
12020 SW Main Street
Tigard, OR 97223

Phone: (503) 684-1428
Toll Free: (866) 684-1428
Fax: (888) 312-9663
woodcraft312@woodcraftportland.com



ROCKLER®
WOODWORKING AND HARDWARE

Create with Confidence™

10% off non-sale items for club members
(excludes power tools, Leigh and Porter-Cable dovetail jigs, CNC Shark)

11773 SW Beaverton-Hillsdale Hwy, Beaverton, OR 97005
(503)672-7266 store17@rockler.com

Delta, JET, and Powermatic lathes, turning tools, turning stock, turning kits, abrasives, finishes, plus a whole lot more!

EDITOR'S NOTES

All Newsletters can be accessed from the NWWT website www.northwestwoodturners.com. If you do not have internet access, provide me with your mailing address and newsletters will be sent via USPS.

If you do not receive a courtesy email from me by the beginning of the month indicating that a new newsletter is available on line, please send me your current email address.

Submissions to the newsletter are due by the last Thursday of the month. Articles, tips, web links, classified ads, or other woodturning-related items are welcome.

Jim Schoeffel
503-591-9066
jschoeffel@aol.com

For other business inquiries contact Northwest Woodturners at:
Northwest Woodturners, P.O Box 1157, Lake Oswego, OR 97035

Membership has benefits! Show your NWWT Membership Card to receive a discount off your purchase at Gilmer Wood, Rockler, Woodcraft, Woodcrafters, North Woods, and Crosscut Hardwoods.



Northwest
Woodturners
P.O. Box 1157
Lake Oswego OR 97035