

Northwest Woodturners



A Chapter of The American Association of Woodturners

Volume 21, Issue 8

The woodturners' local resource

August 2016

PRESIDENT'S MESSAGE

No long tome this month, just a reminder that the NWWT Auction is 6 August at David Williams' house, 6675 SW 155th Ave, Beaverton, OR, (see map below). We'll start cooking about 2 PM and start the auction about 3 PM. Hot dogs, hamburgers, soft drinks and water will be provided, but please bring a dish to share. You might also want to bring a chair. Most important, bring stuff to sell, and be prepared to **buy, buy, buy!** We talked about auction items last month: quality wood (not to be confused with firewood), other turning materials, tools (turning and otherwise), projects you have made, and about anything else you think somebody might like to buy. It's always fun, and I don't need to stress the importance to the club.

Also, don't forget to sign up for the Graeme Priddle/Melissa Engler class and demo on August 12 and 13, respectively.

See you at the auction.
— Mike



CLUB INFO

Northwest Woodturners

www.northwestwoodturners.com

Meetings are held at 7:00PM on the 1st Thursday of each month at The Multnomah Arts Center 7688 SW Capitol Hwy, Portland, OR 97219

President

Mike Meredith
mmeredith23@comcast.net
503-522-0531

Vice President

Bill Giffin

Secretary

Jim Schoeffel

Treasurer

Roger Crooks

Directors

Barbara Hall
Richard Hall

Librarians

Denvy Larson &
Lynne Hemmert

Raffle

Tom Willing

Company Store

Mike Porter &
Roger Crooks

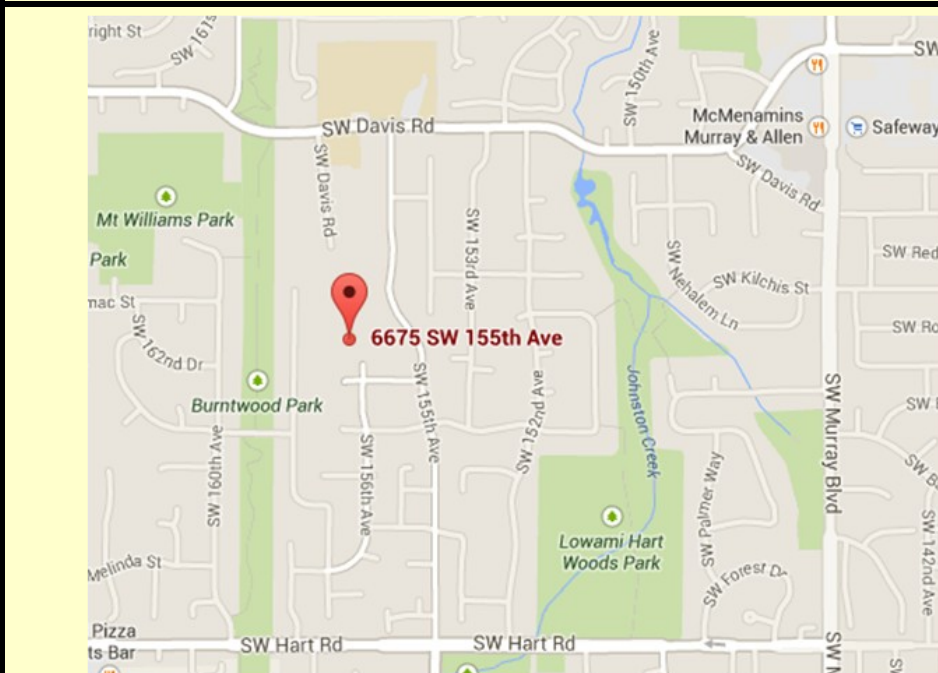
Newsletter Editor

Jim Schoeffel
jschoeffel@aol.com
503-591-9066

NWWT Web Site

Barbara Hall

Map to David Williams' House in Beaverton



Sad News: Allan Batty Passed Away July 10, 2016

From the AAW: We received the sad news from Stuart Batty that his father Allan Batty, legendary artist and woodturner, has passed away. Our hearts go out to Stuart, and Allan's family and friends. Here are words from Stuart: *"My dad, Allan Batty, died today peacefully in his sleep. It's hard for me to put it into words my gratitude for the knowledge my dad taught me when I was just a boy. We have all missed his entertaining woodturning demonstration over the recent years. The last time we both demonstrated together was in Oregon almost five years ago. My dad has not demonstrated since due to illness. I'm boarding a plane right now and will post more later about my incredible dad."*

From Dale Larson: Allan Batty was a true gentleman, a great woodturner and an all around good story teller. He demonstrated for Cascade Woodturners several times. He always put on a great show and kept the crowd laughing.

Allan started turning for a living at age 14. He spent a few years in the merchant marine and the Royal navy then the rest of his life making a living at woodturning. He bragged that he had never been fired from a job. Allan first came over to the United States for the 1996 AAW symposium in Greensboro NC. He had a hard time believing that people turned wood for fun. For him it was a job, six days a week all his life. He introduced turners here to negative rake scrapers. They came out of the blackwood and ivory turning business. He made woodturning look so easy. His threaded mushroom box out of boxwood is one of my prize pieces. One day at my place after he'd finished demonstrating and teaching for the day we were floating in the pool having a beer. Allan looked at me and said: "I wish I could talk to me dad (a career woodturner). I would say "Dad, they're paying me for this." Allan was a proud talented turner who will be missed greatly.

NO REGULAR MEETING AUGUST 4 — AUCTION ON AUGUST 6 INSTEAD**SEPTEMBER PROGRAM – TOM HASTING – Natural Edge Projects**

Tom will talk about various ways to use a natural edge in your turnings. He will discuss different projects that can use the natural edge, and then will turn a natural edge bowl.

Tom is the owner and woodturner-in-chief at Hasting Coastal Woodworks, a gallery and studio in Newport, Oregon. He has been working with wood all his life. His Dad had a cabinet shop, and he became addicted to turning in about 2004. He enjoys making one of a kind pieces, especially vases, but also does a lot of old chair spindle repair work. For more information, about Tom and Hating Coastal Woodworks visit www.hastingcoastalwoodworks.com.



Graeme Priddle and Melissa Engler in Portland August 12 & 13, 2016

Northwest Woodturners and Cascade Woodturners Association are jointly sponsoring two all-day events featuring internationally recognized turner Graeme Priddle and Melissa Engler. During each of these events they will show how to turn, cut and carve spindle turnings, and how to use woodburning and various carving techniques to create surface textures. Both events will be held at the Willamette Carpenters Training Center, 4222 NE 158th Ave., Portland, OR 97230. Participation is open to members of Northwest Woodturners, Cascade Woodturners and Southwest Washington Woodturners.

Register at www.northwestwoodturners.com. *Note that the order of these events (class before demo) is the reverse of past events.*

Hands-on Class — Friday (the 12th), 8:30 AM to 5:00 PM

Graeme and Melissa will provide hands-on instruction in basic turning techniques, tool selection and sharpening, wood selection, texturing, carving, finishing techniques, design influences, and safety to create artistically shaped and embellished pieces.

All-day Demo — Saturday (the 13th), 8:30 AM to 5:00 PM

For those who cannot attend the hands-on class, Graeme and Melissa will demonstrate how to turn, cut and carve spindle turnings, and how to use woodburning and various carving techniques to create surface textures.

***Graeme Priddle** has over 20 years experience in woodworking, and is best known for his sculptural turnings/carvings reflecting his life and environments in Northland, New Zealand. He has won numerous awards for his work, which has been exhibited widely in New Zealand, the UK, Japan, Taiwan, France, Germany, U.S.A and Canada. To learn more about Graeme visit www.graemepriddle.com.*

***Melissa Engler** is a wood artist producing sculpture inspired by nature, and also artistic furniture pieces. She graduated from the Professional Crafts Program at Haywood Community College in 2010, and lives in Asheville, NC. To learn more about Melissa visit www.melissaengler.com.*

**NWWT Elections in November**

Election of NWWT officers and board members will be held at our November meeting, and it's not too soon to start thinking about how you might contribute to the running and operation of NWWT. If you have questions about officer or board member responsibilities, or want to throw your hat in the ring, contact one of the current officers. We need your active participation!

JULY PROGRAM — CARL JACOBSON — Three-piece boxes


At the July meeting, Carl Jacobson presented an informative demonstration about making three-piece boxes. These are a great way to use up small left-overs from larger projects, don't take much time to make, and are very popular gift items. Tom sometimes selects wood of one species for the top and bottom, and a contrasting wood for the body, and sometimes uses a different species for all three pieces. The key is to use woods that have interesting color, figure, or both, and complement each other. Piercing, carving, burning and other embellishment techniques can be used to create additional interest. And, don't forget the inside of the box. Adding simple embellishments (e.g., grooves, contours, burnings, carvings, etc.) on the inside face of the lid and both faces of the bottom can change the piece from nice to "wow" in the eyes of the purchaser or recipient.

The process begins by turning the body and hollowing it out. To maximize use of nice wood, Tom mounts the body blank on a waste block. His preferred mounting method is to use hot-melt glue. After turning the outside of the body – sometimes a simple straight-sided cylinder, but other times a curved or tapered cylinder – he hollows it to the desired wall thickness. If it is a straight-sided cylinder, he usually bores it out with a large Forstner bit. If it is some other shape, a lot of the waste can often be removed with a Forstner bit before traditional end-grain hollowing techniques are used. When shaping and hollowing are finished, the body is parted off the waste block.

Next, Tom turns the base of the box, which is essentially a flat disk with a shallow recess on the inside surface. The diameter of the recess must fit the outside diameter of the box body. Before parting the base off the waste block, Tom adds any embellishment (such as the two grooves he did in the demo) and sands it to final quality. The base is then reversed and mounted on the chuck using the shallow recess to grip it – gently so as to not leave noticeable dents in the rim – and the bottom of the base is trued up, embellished if desired and sanded to final quality. The lid for the box is turned the same way as the base being especially careful to not dent the inner rim of the recess when gripping it on the chuck to turn the top surface. Alternately, a jam chuck could be used instead of a four-jaw chuck.

The box body is glued to the box base with ordinary wood glue, being careful to avoid squeeze out, and then it is ready for your finish of choice to be applied.

Three examples of Carl's work are shown on the next page. For more, visit www.thewoodshop.tv.



Carl preparing to part off box body



Box base after recess has been machined.



Test fitting the box body into the base recess.



Demo box parts (from left): lid, body, base .

JULY PROGRAM — CARL JACOBSON (CONTINUED)**Three examples of Carl's work:**

Box sizes (from left) are approximately:

4" dia. x 3" high, 3" dia. x 3.6" high, and 3.7" dia. x 3" high.



TURNIN' N LEARNIN' — CHAPTER 6 by Mike Porter

Hi once again fellow "Learnin' Turners"...I played hooky last month for the newsletter article. I claimed writer's block to the Editor, but the real story is a bit different.

After some months of deliberation and procrastination, I sprung for a new Laguna Revo 18/36 lathe and a Laguna 14 LWE band saw. I thought I had talked myself into continuing with my Shopsmith as a lathe and bandsaw for a while to be sure of what I wanted before I upgraded, but then the Laguna sale at Woodcraft sucked me in. I took delivery, got help putting it all together, and began to get on with learning.

Well, of course..."Wow!" was my first reaction to the capabilities of having two machines that can really do what one needs them to do. "Well, of course!" you say, "You were using a Shopsmith...no wonder you are pleased." OK, sure, but the Shopsmith does a lot of things and does it OK for many home hobbyists as it still does for me, even now. For example, it is handy in drill press mode using a Forstner bit to make a mounting spot on a bowl blank for a faceplate. Having a dedicated, well designed and capable piece of machinery...my, my...what a difference! Learning is a lot more fun!

Here's a couple of things I've learned that may help you if you're considering a new lathe purchase. Wheels...yes, I bought the casters that allow me to move it around the shop, and love that feature. Well worth it. Spindle height: I bought the riser blocks to bring the height up 3 inches after using the lathe without them. The ergonomics are so much better. No more leaning over the work and getting a stiff neck. Lights: the two halogen lights on arms allow me to position them on the work at any angle. I can go on and on about the variable speed and the forward/reverse motor controls, and the other design features of this lathe, but you get the drift. Having the right tool for the job with the features that make work enjoyable, is, well, so enjoyable.

One question that still lingers with me from time to time is...should I have gone all out, mortgaged my house, and bought a Robust lathe costing several thousand more? Hmm...would I have had that much more fun? Not likely for me as a hobbyist, I reason. But I can say that I'm very happy with my purchase and will now make an offer to any of you. Give me a shout and you can come to my shop and give my lathe a try.

Good turnin' to ya, and remember my request to send me an e-mail at tmikeporter@gmail.com with your experiences at "Turnin' N Learnin". Let's get more sharing going between us all.

JULY CHALLENGE — REASSEMBLED BOWLS

Editor's Note: Sadly, no one accepted this challenge. Perhaps not everyone knows what a reassembled bowl is. For those of you in that group, a reassembled bowl is a bowl that has been cut into pieces, the pieces rearranged and then glued back together. There are many different configurations one can create this way. Here is one example that I made six years ago just to see if I could. I turned a shallow bowl about 4-1/8" dia. by 5/8" deep from a 3/4" thick plank of redwood; cut it in half and glued the two pieces together on what was the rim of the bowl. The foot was made similarly only it wasn't hollowed out, i.e., it was a domed disk before being cut in half and glued together on what was the bottom face of the dome. The next time this challenge comes along, give it a try. Or, give it a try anytime and bring your result to Show-n-Tell

Jim Schoeffel

Reassembled Bowl

4-1/8" long x 1-1/4" wide x 2-1/2" high



JULY SHOW-n-TELL

Editor's Note: The Happy Gnome (courtesy of Bruce Jackson) is included in the pictures to give a sense of size. His head (a golf ball) is about 1.7" (43 mm) in diameter and he is about 3.2" (81 mm) tall.

Hamilton Byerly

Birch Hollow Form
6-1/4" dia. x 9" H

Lidded Boxes

Red Oak 3-1/2" dia. x 6-1/4" H
Red Oak 3-1/2" dia. x 5-3/4" H
Maple 3-1/2" dia. x 5-1/2" H



JULY SHOW-n-TELL (CONTINUED)**Mike Meredith**Oak Bowl
11-1/2" dia. x 3-1/8" H**Bruce Jackson**Travel Drink Bottles
Cherry, Black Locust, Oak
3" dia. x 8" H**Sphere on Pedestal**

Sphere: 3-3/4" dia.

Pedestal: 2-1/2" dia. base,

2" dia. top, 7-1/4" H

Bill GiffinElm Vase, Pierced and Carved
7-1/4" dia. x 7" H

JULY SHOW-n-TELL (CONTINUED)**Roger Crooks**

Maple Natural Edge Platter
12" dia. x 2" H



Maple Goblet
with Two Captive Rings
2-1/2" dia. x 7-1/2" T



Madrone Square Bowl
9-3/4" sq. x 2-1/2" H

Roger Crooks' first attempts at Fractal Lichtenberg Figure Wood Burning

[To learn more about Fractal Lichtenberg Figure wood burning see a video at <https://www.youtube.com/watch?v=CbNZ7NBXAMA>.]



Ash Goblet
2-3/4" dia. x 2-1/4" H



Oak Board, 1-3/4" x 6-1/2"



MDF Board, 6-1/2" sq

NORTHWEST WOODTURNERS MEETING SCHEDULE AND PROGRAMS

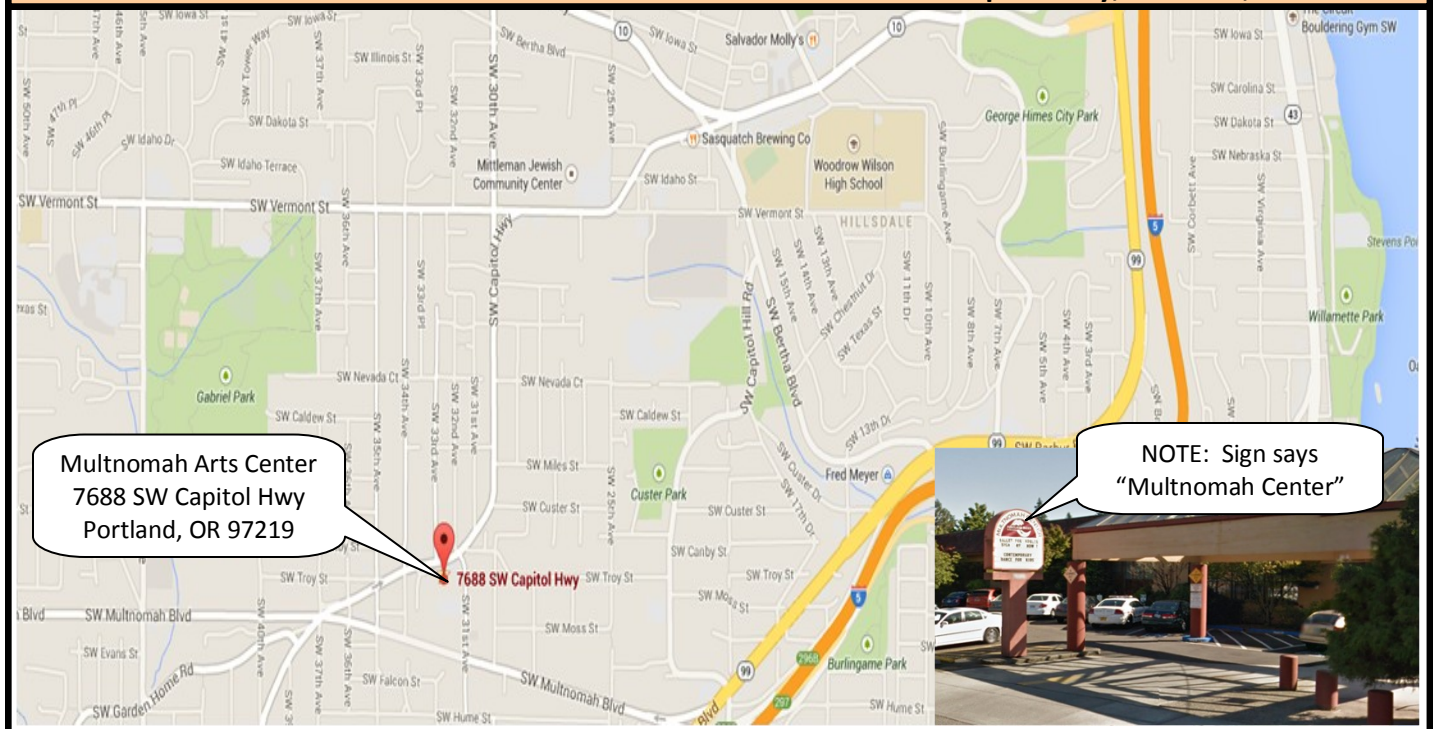
1st Thursday at 7:00 PM

The Multnomah Arts Center, 7688 SW Capitol Hwy, Portland, OR 97219

| 2016 | Program | Challenge |
|---------------------------|---|--|
| Thursday, January 7 | Annual Tool Swap Meet | none |
| Thursday, February 4 | Dale Larson (From Tree to Bowl) | (postponed to March) |
| Thursday, March 3 | Station demo night | Segmented Pieces and Multi-Axis Pieces |
| Thursday, April 7 | Terry Gerros (Spirals) | Eggs |
| Thursday, May 5 | Steve Newberry (Ladles) | Two-of-a-Kind (Matching Pieces) |
| Thursday, June 2 | Phil Lapp (Hollowing Systems & Trent Bosch Visualizer System) | Hollow Forms |
| Thursday, July 7 | Carl Jacobson (Three-piece Boxes) | Reassembled Bowls |
| Saturday, August 6 | Annual Auction and Picnic | none |
| Thursday, September 1 | Tom Hasting (Natural Edge Projects) | Winged Bowls |
| Thursday, October 6 | Reed Gray (Three Skills for Turning) | Carved or Textured Pieces |
| Thursday, November 3 | Elections (No Show-n-Tell) | None (Elections) |
| Thursday, December 1 | No Meeting | Happy Holidays |

MAP TO THE MULTNOMAH ARTS CENTER

7688 SW Capitol Hwy, Portland, OR 97219



Other Woodturner Clubs 2016 Meetings and Programs

Please visit the individual club websites to verify the information presented below.

Cascade Woodturners (Portland, OR) (www.cascadewoodturners.com)

3rd Thursday, 6:45 PM at the Willamette Carpenters Training Center,
4222 NE 158th Ave., Portland, OR 97230

August 12: Graeme Priddle & Melissa Engler (Hands-on Class)

August 13: Graeme Priddle & Melissa Engler (All-day Demo)

August 18: Howard Borer and Dale Larson (Coring)

September 22: Tom Wirsing (Platters, Steels and Sharpening) **[NOTE SPECIAL DATE]**

Willamette Valley Woodturners (Salem, OR) (www.willamettevalleywoodturners.com)

2nd Thursday, 6:30 PM at the Salem Center 50+, 2615 Portland Rd, NE Salem, OR 97303

August 11: Kathleen Duncan (Piercing)

September 8: Terry Gerros (Twist Work)

Beaver State Woodturners (Eugene, OR) (www.beaverstatewoodturners.com)

4th Thursday, 6:00 PM at the Woodcraft Store, 1052 Green Acres Rd, Eugene, OR 97408

August 25: Robert Fleck (Pyrography)

September 22: Kathleen Duncan (Piercing)

Southwest Washington Woodturners (Vancouver, WA) (www.southwestwashingtonwoodturners.com)

4th Wednesday, 7:00 PM at The Friends of the Carpenter's Center, 1600 West 20th St, Vancouver, WA

August 24: TBA

September 28: TBA

Woodturners of Olympia (Olympia, WA) (www.woodturnersofolympia.org)

4th Thursday, 6:30 PM at the Thurston County Fairgrounds, Carpenter Road SE, Lacey, WA

August 25: TBA

September 22: TBA

2016 NATIONAL SYMPOSIA

SWATurners 25th Anniversary Symposium

August 26-28, 2016

Waco, TX

Mid-Atlantic Woodturners Association

September 24-25

Lancaster, PA

5th Segmenting Symposium

October 27-30, 2016

Quincy, MA

Virginia Woodturners (10 Clubs)

November 5-6, 2016

Fishersville, VA

5th Segmenting Symposium

October 27 - 30, 2016

Quincy, Massachusetts

14 World Class Demonstrators



Malcolm Tibbetts
Bob Benke
Robin Costelle
Mike McMillan
Jim Rogers

John Beaver
Bruce Berger
Ray Feltz
Wayne Miller

Jerry Bennett
Andy Chen
Tom Lohman
Al Miotke
Gary Woods



42 Rotations
Instant Gallery
Panel Discussions

Vendor Area
Banquet & Awards
Spouse Activities



Full Brochure and Registration Can Be Found At
www.segmentedwoodturners.org

2016 LOCAL EVENTS

Oregon City Festival of the Arts

A Celebration of Visual & Performing Arts

August 13-14, 2016

End of the Oregon Trail Interpretive & Visitor Information Center, 1726 Washington Street, Oregon City, OR 97045

Art, food, live music, children's hands-on art, Willamette Falls Symphony

Sponsored by Three Rivers Artist Guild, www.threeriversartistguild.com

Frogwood 2016

hosted by *The Pacific Northwest Woodturning Guild*

August 15-21, 2016, Gresham, Oregon

The Pacific Northwest Woodturning Guild is hosting its 9th annual four-day collaborative event to explore the fusion of woodturning, metalworking, textiles, and other art mediums.

For more information visit: www.frogwood.us

Frogwood 2016 Annual Auction

August 20, 2016 at 4:00PM

Mount Hood Community College, Visual Arts Gallery, 26000 SE Stark Street, Gresham, Oregon 97030

Featuring work by participants in Frogwood 2016, An Artist's Collaborative, www.frogwood.us

Light refreshments served. Credit cards accepted.

Sponsored by the Pacific Northwest Woodturning Guild, www.woodturningguild.com

19th Annual Art in the Pearl

September 3-5, 2016

North Parks Blocks, Portland, Oregon



Frogwood 2016 Annual Auction
Featuring work by participants in
Frogwood 2016, An Artists' Collaborative

Saturday, August 20, 2016 at 4:00 P.M.
Mount Hood Community College
Visual Arts Gallery
26000 SE Stark Street, Gresham, OR 97030

Sponsored by
Pacific Northwest Woodturning Guild
www.woodturningguild.com ... www.frogwood.us
Light refreshment served ... Credit cards accepted

LOCAL WOODWORKING STORE AUGUST 2016 FREE DEMOS

| Date | Demo | Location | Time |
|-------|---|------------------------|--------------------|
| 08/06 | Wood Turning Techniques – Turning Handles | Rockler, Beaverton | 11:00 AM |
| 08/06 | Dovetails – Machine vs. Hand | Woodcraft, Tigard | 1:00 PM – 2:00 PM |
| 08/06 | Wildlife Woodcuts by Debby Neely | Woodcrafters, Portland | 10:00 AM – 3:00 PM |
| 08/13 | Drawer Building – Dovetail Jig | Rockler, Beaverton | 11:00 AM |
| 08/13 | No Demo | Woodcraft, Tigard | 1:00 PM – 2:00 PM |
| 08/13 | Wood Burning and Wood Sculpture by Mercedes McCreight | Woodcrafters, Portland | 10:00 AM – 3:00 PM |
| 08/20 | Triton Work Center | Rockler, Beaverton | 11:00 AM |
| 08/20 | No Demo | Woodcraft, Tigard | 1:00 PM – 2:00 PM |
| 08/20 | Making Spoons, Bowls and Walking Sticks by Jim Tharp | Woodcrafters, Portland | 10:00 AM – 3:00 PM |
| 08/27 | Sign Making | Rockler, Beaverton | 11:00 AM |
| 08/27 | Raised Panels | Woodcraft, Tigard | 1:00 PM – 2:00 PM |
| 08/27 | Wood Burning by Shirley Malar | Woodcrafters, Portland | 10:00 AM – 3:00 PM |

Many other fine classes and demos are available from these local stores:

Rockler, Beaverton, 503-672-7266, <http://www.rockler.com/retail/stores/or/portland-store>

Woodcraft, Tigard, 503-684-1428, <http://www.woodcraft.com/stores/store.aspx?id=312>

Woodcrafters, Portland, 503-231-0226, <http://www.woodcrafters.us/>

OREGON CITY Festival of the ARTS AUGUST 13-14, 2016



Three Rivers
Artist Guild



A Celebration of Visual & Performing Arts
ART • FOOD • LIVE MUSIC • CHILDREN'S HANDS-ON ART
WILLAMETTE FALLS SYMPHONY



threeiversartistguild.com
[facebook.com/ThreeRiversArtistGuild](https://www.facebook.com/ThreeRiversArtistGuild)
[instagram.com/threeriversartistguild](https://www.instagram.com/threeriversartistguild)



OUR BUSINESS PARTNERS

We encourage our Northwest Woodturners members to visit these business partners to find the many great products they carry and to stock up on the necessary items for your wood turning needs.

Be sure to remind the sales clerk that you are a member of Northwest Woodturners! Our business partners provide NWWT with generous gifts based on member purchases.






NORTH WOODS
FIGURED WOOD

Burl • Turning blanks
Slabs • Lumber

FREE SHIPPING
OVER \$99

US retail orders only
use
FREE SHIP 99
coupon code at checkout

www.nwfiguredwoods.com
(800) 556-3106



**Doctor's
Woodshop LLC**

Woodturning Finishes

doctorswoodshop.com

WOODCRAFT®

Helping You Make Wood Work®

Hours

Sunday 9am-5pm • Monday 9am-7pm • Tuesday 9am-7pm
Wednesday 9am-7pm • Thursday 9am-9pm • Friday 9am-7pm
Saturday 9am-6pm

Independently Owned
& Operated Franchise
12020 SW Main Street
Tigard, OR 97223

Phone: (503) 684-1428
Toll Free: (866) 684-1428
Fax: (888) 312-9663

woodcraft312@woodcraftportland.com



Create with Confidence™

10% off non-sale items for club members
(excludes power tools, Leigh and Porter-Cable dovetail jigs, CNC Shark)

11773 SW Beaverton-Hillsdale Hwy, Beaverton, OR 97005
(503)672-7266 store17@rockler.com

Delta, JET, and Powermatic lathes, turning tools, turning stock,
turning kits, abrasives, finishes, plus a whole lot more!

THANK OUR BUSINESS PARTNERS

Here's a suggestion: When you get home from purchasing a treasured item from one of our business partners who gave you a discount because you are a member of NWWT, take a moment and contact them via their web site or an e-mail and thank them for supporting NWWT.

EDITOR'S NOTES

All Newsletters can be accessed from the NWWT website www.northwestwoodturners.com. If you do not have internet access, provide me with your mailing address and newsletters will be sent via USPS.

If you do not receive a courtesy email from me by the beginning of the month indicating that a new newsletter is available on line, please send me your current email address.

Submissions to the newsletter are due by the last Thursday of the month. Articles, tips, web links, classified ads, or other woodturning-related items are welcome.

Jim Schoeffel
503-591-9066
jschoeffel@aol.com

For other business inquiries contact Northwest Woodturners at:
Northwest Woodturners, P.O Box 1157, Lake Oswego, OR 97035

Membership has benefits! Show your NWWT Membership Card to receive a discount off your purchase at Gilmer Wood, Rockler, Woodcraft, Woodcrafters, North Woods, and Crosscut Hardwoods.



Northwest
Woodturners
P.O. Box 1157
Lake Oswego OR 97035